

Around A Pound

TANDRAGEE 100

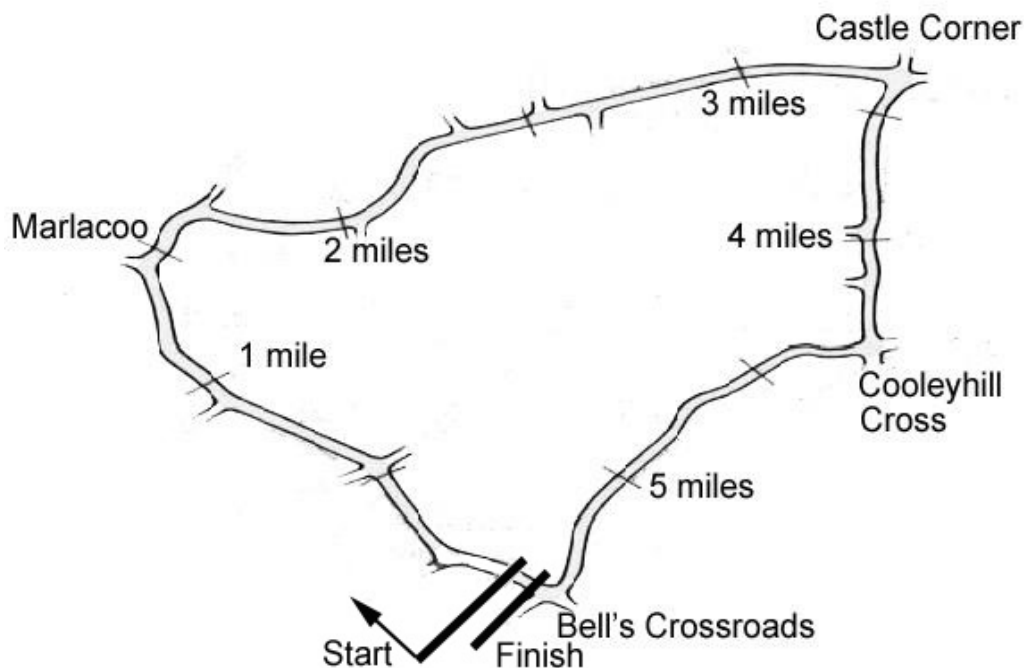
Friday 6th & Saturday 7th May 2011

promoted by North Armagh MC & CC
www.tandragee100.co.uk

WOOLSEY CONCRETE OPEN
&
AROUND a POUND TANDRAGEE 100 OPEN



Tandragee Circuit 5.34375 miles



LAP RECORDS

Class	Rider	Machine	m s	mph	Year
125cc	Robert Dunlop	Honda	3 19.38	96.487	1999
Moto 450	to be established				
250cc	Phillip McCallen	Honda	3 10.0	101.25	1991
Supersport 400	Dave Leach	Yamaha	3 20.0	96.19	1995
Supertwins	Ryan Farquhar	Kawasaki 650	3 22.556	94.974	2009*
Supersport	Cameron Donald	Honda	3 02.724	105.282	2007*
Open 1000cc	Cameron Donald	Honda	2 59.908	106.930	2007*
Senior Support	Victor Gilmore	Kawasaki 750	3 14.29	99.014	1999
Junior Support	Michael Dunlop	Yamaha 250	3 20.909	95.752	2006*
Classic 1000cc	Stewart Parkhill	BSA 750	3 29.69	91.74	1996
Classic 500cc	Bob Jackson	Norton	3 27.03	92.921	1998
Classic 350cc	Colin Rodgers	Honda	3 38.59	88.007	1999
Classic 250cc	Gary Long	Suzuki	3 42.23	86.566	1997

* lap records set with chicane in place at Lough Road

MOST WINS at TANDRAGEE 100

Joey Dunlop	18	1971 - 00
Brian Reid	14	1980 - 94
Ray McCullough	10	1971 - 82
Phillip McCallen	9	1988 - 99
Sam McClements	8	1981 - 89
Robert Dunlop	7	1985 - 06
Ryan Farquhar	7	1996 - 09

ALL TIME IRISH ROAD RACE WINNERS (after Cookstown 100 2011)

Most Wins at All Irish Road Race Meetings			Most Wins at Irish National Road Race Meetings				
1.	Ryan Farquhar	160	1995-11	1.	Ryan Farquhar	150	1995-11
2.	Joey Dunlop	156	1971-00	2.	Joey Dunlop	119	1971-00
3.	Robert Dunlop	135	1980-08	3.	Robert Dunlop	111	1980-08
4.	Ray McCullough	109	1960-82	4.	Ray McCullough	99	1960-82
	Phillip McCallen	109	1987-99	5.	Phillip McCallen	84	1987-99

AROUND A POUND TANDRAGEE 100

SUPERBIKE

Qualifying for Open Race


Friday, 06 May 2011



Pos	Class	No	Name	Machine / Sponsor	----- Best Lap -----			On	Laps
					Time	Behind	Speed		
1	SBKR	77	Ryan FARQUHAR	Kawasaki - KMR / BA Components	3:05.607		103.646	4	5
2	SBKR	3	Michael DUNLOP	Kawasaki - Street Sweep	3:05.790	0.183	103.544	5	5
3	SBKR	13	Adrian ARCHIBALD	BMW - AMA Racing	3:08.000	2.393	102.327	4	5
4	SBKR	82	Derek SHEILS	Honda - Amigos	3:09.287	3.680	101.631	4	5
5	SBKR	16	John BURROWS	Suzuki - Cookstown BE Racing	3:11.593	5.986	100.408	5	5
6	SBKR	64	Stephen McKNIGHT	Yamaha	3:11.635	6.028	100.386	4	4
7	SBKR	31	Shaun ANDERSON	Suzuki - ARD	3:13.112	7.505	99.618	5	5
8	SBKR	71	Davy MORGAN	Suzuki - Strangford Holiday Park	3:14.361	8.754	98.978	4	5
9	SBKR	6	William DUNLOP	Honda 250 - MD	3:17.688	12.081	97.312	4	5
10	SBKR	63	David MULLIGAN	Yamaha 600	3:18.816	13.209	96.760	5	5
11	SBKR	96	Andy FARRELL	Yamaha - Farrelly Racing	3:21.327	15.720	95.554	3	5
12	SBKR	27	James McCANN	Yamaha 600 - Inver Tool Hire	3:21.425	15.818	95.507	5	5
13	SBKR	99	Andrew COURTNEY	Honda - Team Hardship Racing	3:21.681	16.074	95.386	5	5
14	SBKR	26	Dennis BOOTH	Suzuki	3:22.406	16.799	95.044	5	5
15	SBKR	20	David LUMSDEN	Yamaha 600	3:22.813	17.206	94.853	3	5
16	SBKR	150	William DAVISON	Honda 600 - Hill Contracts	3:23.170	17.563	94.687	4	5
17	SBKR	25	Ivan SHANLEY	Yamaha 600 - Ty-Rock	3:23.555	17.948	94.508	5	5
18	SBKR	9	Sandor BITTER	Kawasaki - KMR / BA Components	3:24.249	18.642	94.187	5	5
19	SBKR	34	Timmy TURTLE	Suzuki	3:24.327	18.720	94.151	4	5
20	SBKR	104	Daley MATHISON	Suzuki - D & G W Racing	3:24.415	18.808	94.110	5	5
21	SBKR	93	Paul CRANSTON	Honda 600 - Loughrin Racing	3:24.646	19.039	94.004	5	5
22	SBKR	135	Rob BARBER	Honda	3:24.698	19.091	93.980	5	5
23	SBKR	80	Phill ARCHER	Triumph 675	3:25.009	19.402	93.837	5	5
24	SBKR	49	William COWDEN	Suzuki 750 - PRF Racing	3:25.479	19.872	93.623	5	5
25	SBKR	35	Trevor FERGUSON	Triumph 675	3:25.694	20.087	93.525	2	5
26	SBKR	100	Dave HEWSON	Kawasaki - The Other Bike Shop	3:33.150	27.543	90.253	3	3
27	SBKR	57	Adrian LOGUE	Suzuki 750	3:40.648	35.041	87.186	3	4
28	SBKR	73	Derek COSTELLO	Yamaha 600	3:47.879	42.272	84.420	4	4

Qualifying Classification

Provisional result to be confirmed by the Stewards of the Meeting subject to completion of technical inspections & the time limit for protests

Track	Tandragee	Signed		Organising Club	North Armagh MC&CC
Length(miles)	5.3438 Lap 1 (5.2368)		Chief Timekeeper	Qualifying Started	17:04:08.201
Weather	Cloudy, 14°C, 87%RH	Issued At:	17:24:36		
Track	Dry				



MCUI
Ulster Centre
Timing
www.elaps-timing.com



Powered by
e-Laps II
© 2008
Walter Marks

AROUND A POUND TANDRAGEE 100

SUPERBIKE

Qualifying for Open Race

Friday, 06 May 2011

DETAILED RESULT



Qualifying Classification

Position

1 77 Ryan FARQUHAR

Behind

Best Time **3:05.607** Best Speed **103.646** On **4** Gp **a**

Lap	Elapsed Time	Lap Time	Lap Speed
1	3:50.955	3:50.955	81.628
2	7:01.575	3:10.620	100.921
3	10:08.052	3:06.477	103.163
4	13:13.659	3:05.607	103.646
5	16:20.767	3:07.108	102.815

2 3 Michael DUNLOP

Behind **0.183**

Best Time **3:05.790** Best Speed **103.544** On **5** Gp **a**

Lap	Elapsed Time	Lap Time	Lap Speed
1	5:29.401	5:29.401	57.232
2	9:00.071	3:30.670	91.316
3	12:10.847	3:10.776	100.838
4	15:20.776	3:09.929	101.288
5	18:26.566	3:05.790	103.544

3 13 Adrian ARCHIBALD

Behind **2.393**

Best Time **3:08.000** Best Speed **102.327** On **4** Gp **a**

Lap	Elapsed Time	Lap Time	Lap Speed
1	4:06.663	4:06.663	76.429
2	7:17.108	3:10.445	101.013
3	10:25.604	3:08.496	102.058
4	13:33.604	3:08.000	102.327
5	16:41.956	3:08.352	102.136

4 82 Derek SHEILS

Behind **3.680**

Best Time **3:09.287** Best Speed **101.631** On **4** Gp **a**

Lap	Elapsed Time	Lap Time	Lap Speed
1	4:19.060	4:19.060	72.772
2	7:31.333	3:12.273	100.053
3	10:43.398	3:12.065	100.161
4	13:52.685	3:09.287	101.631
5	17:02.572	3:09.887	101.310

Qualifying Classification

Position

5 16 John BURROWS

Behind **5.986**

Best Time **3:11.593** Best Speed **100.408** On **5** Gp **a**

Lap	Elapsed Time	Lap Time	Lap Speed
1	5:31.669	5:31.669	56.841
2	8:45.960	3:14.291	99.014
3	11:59.865	3:13.905	99.211
4	15:15.902	3:16.037	98.132
5	18:27.495	3:11.593	100.408

6 64 Stephen McKNIGHT

Behind **6.028**

Best Time **3:11.635** Best Speed **100.386** On **4** Gp **a**

Lap	Elapsed Time	Lap Time	Lap Speed
1	4:24.401	4:24.401	71.302
2	7:40.664	3:16.263	98.019
3	10:53.861	3:13.197	99.575
4	14:05.496	3:11.635	100.386

7 31 Shaun ANDERSON

Behind **7.505**

Best Time **3:13.112** Best Speed **99.618** On **5** Gp **a**

Lap	Elapsed Time	Lap Time	Lap Speed
1	3:58.769	3:58.769	78.956
2	7:18.797	3:20.028	96.174
3	10:35.402	3:16.605	97.848
4	13:50.481	3:15.079	98.614
5	17:03.593	3:13.112	99.618

8 71 Davy MORGAN

Behind **8.754**

Best Time **3:14.361** Best Speed **98.978** On **4** Gp **a**

Lap	Elapsed Time	Lap Time	Lap Speed
1	4:42.460	4:42.460	66.743
2	8:02.508	3:20.048	96.164
3	11:24.473	3:21.965	95.252
4	14:38.834	3:14.361	98.978
5	19:28.893	4:50.059	66.323

AROUND A POUND TANDRAGEE 100

SUPERBIKE

Qualifying for Open Race

Friday, 06 May 2011

DETAILED RESULT



Qualifying Classification

Position

9 6 William DUNLOP

Behind 12.081

Best Time 3:17.688 Best Speed 97.312 On 4 Gp a

Lap	Elapsed Time	Lap Time	Lap Speed
1	5:58.506	5:58.506	52.586
2	9:29.369	3:30.863	91.232
3	12:53.142	3:23.773	94.407
4	16:10.830	3:17.688	97.312
5	19:29.173	3:18.343	96.991

10 63 David MULLIGAN

Behind 13.209

Best Time 3:18.816 Best Speed 96.760 On 5 Gp a

Lap	Elapsed Time	Lap Time	Lap Speed
1	4:16.941	4:16.941	73.372
2	7:40.394	3:23.453	94.555
3	10:59.638	3:19.244	96.552
4	14:18.897	3:19.259	96.545
5	17:37.713	3:18.816	96.760

11 96 Andy FARRELL

Behind 15.720

Best Time 3:21.327 Best Speed 95.554 On 3 Gp a

Lap	Elapsed Time	Lap Time	Lap Speed
1	4:12.836	4:12.836	74.563
2	7:34.548	3:21.712	95.371
3	10:55.875	3:21.327	95.554
4	14:19.236	3:23.361	94.598
5	17:43.504	3:24.268	94.178

12 27 James McCANN

Behind 15.818

Best Time 3:21.425 Best Speed 95.507 On 5 Gp a

Lap	Elapsed Time	Lap Time	Lap Speed
1	4:00.675	4:00.675	78.331
2	7:24.540	3:23.865	94.364
3	10:48.663	3:24.123	94.245
4	14:11.045	3:22.382	95.055
5	17:32.470	3:21.425	95.507

Qualifying Classification

Position

13 99 Andrew COURTNEY

Behind 16.074

Best Time 3:21.681 Best Speed 95.386 On 5 Gp a

Lap	Elapsed Time	Lap Time	Lap Speed
1	5:23.834	5:23.834	58.216
2	8:57.952	3:34.118	89.845
3	12:20.697	3:22.745	94.885
4	15:45.006	3:24.309	94.159
5	19:06.687	3:21.681	95.386

14 26 Dennis BOOTH

Behind 16.799

Best Time 3:22.406 Best Speed 95.044 On 5 Gp a

Lap	Elapsed Time	Lap Time	Lap Speed
1	4:52.282	4:52.282	64.500
2	8:27.909	3:35.627	89.217
3	11:56.319	3:28.410	92.306
4	15:22.855	3:26.536	93.144
5	18:45.261	3:22.406	95.044

15 20 David LUMSDEN

Behind 17.206

Best Time 3:22.813 Best Speed 94.853 On 3 Gp a

Lap	Elapsed Time	Lap Time	Lap Speed
1	5:11.107	5:11.107	60.597
2	8:43.487	3:32.380	90.581
3	12:06.300	3:22.813	94.853
4	15:31.628	3:25.328	93.692
5	18:57.513	3:25.885	93.438

16 150 William DAVISON

Behind 17.563

Best Time 3:23.170 Best Speed 94.687 On 4 Gp a

Lap	Elapsed Time	Lap Time	Lap Speed
1	4:27.629	4:27.629	70.442
2	8:01.062	3:33.433	90.134
3	11:31.214	3:30.152	91.541
4	14:54.384	3:23.170	94.687
5	18:18.446	3:24.062	94.273

AROUND A POUND TANDRAGEE 100

SUPERBIKE

Qualifying for Open Race

Friday, 06 May 2011

DETAILED RESULT



Qualifying Classification

Position

17 25 Ivan SHANLEY

Behind 17.948

Best Time 3:23.555 Best Speed 94.508 On 5 Gp a

Lap	Elapsed Time	Lap Time	Lap Speed
1	4:39.322	4:39.322	67.493
2	8:08.036	3:28.714	92.172
3	11:31.773	3:23.737	94.423
4	14:55.691	3:23.918	94.339
5	18:19.246	3:23.555	94.508

18 9 Sandor BITTER

Behind 18.642

Best Time 3:24.249 Best Speed 94.187 On 5 Gp a

Lap	Elapsed Time	Lap Time	Lap Speed
1	4:25.302	4:25.302	71.060
2	8:00.126	3:34.824	89.550
3	11:30.639	3:30.513	91.384
4	14:56.211	3:25.572	93.580
5	18:20.460	3:24.249	94.187

19 34 Timmy TURTLE

Behind 18.720

Best Time 3:24.327 Best Speed 94.151 On 4 Gp a

Lap	Elapsed Time	Lap Time	Lap Speed
1	4:32.513	4:32.513	69.179
2	8:01.919	3:29.406	91.867
3	11:29.491	3:27.572	92.679
4	14:53.818	3:24.327	94.151
5	18:19.667	3:25.849	93.454

20 104 Daley MATHISON

Behind 18.808

Best Time 3:24.415 Best Speed 94.110 On 5 Gp a

Lap	Elapsed Time	Lap Time	Lap Speed
1	4:52.655	4:52.655	64.418
2	8:25.786	3:33.131	90.261
3	11:55.494	3:29.708	91.735
4	15:23.421	3:27.927	92.520
5	18:47.836	3:24.415	94.110

Qualifying Classification

Position

21 93 Paul CRANSTON

Behind 19.039

Best Time 3:24.646 Best Speed 94.004 On 5 Gp a

Lap	Elapsed Time	Lap Time	Lap Speed
1	4:53.317	4:53.317	64.273
2	8:28.298	3:34.981	89.485
3	11:56.943	3:28.645	92.202
4	15:24.816	3:27.873	92.544
5	18:49.462	3:24.646	94.004

22 135 Rob BARBER

Behind 19.091

Best Time 3:24.698 Best Speed 93.980 On 5 Gp a

Lap	Elapsed Time	Lap Time	Lap Speed
1	4:55.372	4:55.372	63.826
2	8:23.742	3:28.370	92.324
3	11:50.040	3:26.298	93.251
4	15:16.358	3:26.318	93.242
5	18:41.056	3:24.698	93.980

23 80 Phill ARCHER

Behind 19.402

Best Time 3:25.009 Best Speed 93.837 On 5 Gp a

Lap	Elapsed Time	Lap Time	Lap Speed
1	4:47.239	4:47.239	65.633
2	8:19.859	3:32.620	90.478
3	11:49.363	3:29.504	91.824
4	15:16.737	3:27.374	92.767
5	18:41.746	3:25.009	93.837

24 49 William COWDEN

Behind 19.872

Best Time 3:25.479 Best Speed 93.623 On 5 Gp a

Lap	Elapsed Time	Lap Time	Lap Speed
1	5:06.741	5:06.741	61.460
2	8:37.954	3:31.213	91.081
3	12:05.738	3:27.784	92.584
4	15:35.497	3:29.759	91.712
5	19:00.976	3:25.479	93.623

AROUND A POUND TANDRAGEE 100

SUPERBIKE

Qualifying for Open Race

Friday, 06 May 2011

DETAILED RESULT



Qualifying Classification

Position

25 35 Trevor FERGUSON

Behind 20.087

Best Time **3:25.694** Best Speed **93.525** On **2** Gp **a**

Lap	Elapsed Time	Lap Time	Lap Speed
1	4:15.371	4:15.371	73.823
2	7:41.065	3:25.694	93.525
3	11:07.830	3:26.765	93.040
4	14:38.511	3:30.681	91.311
5	18:10.924	3:32.413	90.566

26 100 Dave HEWSON

Behind 27.543

Best Time **3:33.150** Best Speed **90.253** On **3** Gp **a**

Lap	Elapsed Time	Lap Time	Lap Speed
1	5:07.225	5:07.225	61.363
2	8:45.285	3:38.060	88.221
3	12:18.435	3:33.150	90.253

27 57 Adrian LOGUE

Behind 35.041

Best Time **3:40.648** Best Speed **87.186** On **3** Gp **a**

Lap	Elapsed Time	Lap Time	Lap Speed
1	5:31.363	5:31.363	56.893
2	9:19.083	3:47.720	84.479
3	12:59.731	3:40.648	87.186
4	16:45.180	3:45.449	85.330

28 73 Derek COSTELLO

Behind 42.272

Best Time **3:47.879** Best Speed **84.420** On **4** Gp **a**

Lap	Elapsed Time	Lap Time	Lap Speed
1	5:06.909	5:06.909	61.426
2	9:04.344	3:57.435	81.022
3	12:56.903	3:52.559	82.721
4	16:44.782	3:47.879	84.420

AROUND A POUND TANDRAGEE 100

SUPERBIKE

Tandragee 5.344 Miles

R1: Woolsey Concrete Open Race

07/05/2011 11:00

Race (7 Laps)

Race 1 - OPEN

12		73		
11	35	A	100	57
10		80		49
9	104	A	93	135
8	B	9		34
7	26	A	20	150
6	<hr/>			
5	96	A	27	99
4		6		63
3	64	A	31	71
2	A	82		16
1	77	A	3	13
	POLE POSITION			



AROUND A POUND TANDRAGEE 100

SUPERBIKE

Tandragee 5.344 Miles


R8: Around A Pound Tandragee 100 Race

07/05/2011 16:15

Race (7 Laps)

Race 8 - TANDRAGEE 100 OPEN

9	49 A	35 B	100 C
8	B		
	93 A	135 B	
7	25 A	9 B	34 C
6	<hr/>		
5	99 A	20 B	150 C
4	96 A	27 B	
3	64 A	31 B	71 C
2	A		
	82 A	16 B	
1	77 A POLE POSITION	3 B	13 C



AROUND A POUND TANDRAGEE 100

SUPERBIKE

Race 1 - Woolsey Concrete Open

Saturday, 07 May 2011



Pos	Class	No	Name	Machine / Sponsor	Gp	Laps	Total Time	Behind	Speed	-----Best Lap-----		
										Time	Speed	On
1	SBKR	3	Michael DUNLOP	Kawasaki - Street Sweep	a	6	17:53.701		107.143	2:56.012	109.297	6
2	SBKR	77	Ryan FARQUHAR	Kawasaki - KMR / BA Components	a	6	17:55.072	1.371	107.007	2:57.048	108.657	6
3	SBKR	16	John BURROWS	Suzuki - Cookstown BE Racing	a	6	18:31.618	37.917	103.489	3:03.620	104.768	2
4	SBKR	71	Davy MORGAN	Suzuki - Strangford Holiday Park	a	6	18:55.024	1:01.323	101.355	3:07.653	102.516	5
5	SBKR	31	Shaun ANDERSON	Suzuki - ARD	a	6	18:56.282	1:02.581	101.242	3:08.435	102.091	6
6	SBKR	6	William DUNLOP	Honda 250 - MD	a	6	19:24.252	1:30.551	98.810	3:11.164	100.633	6
7	SBKR	99	Andrew COURTNEY	Honda - Team Hardship Racing	a	6	19:24.322	1:30.621	98.804	3:12.559	99.904	6
8	SBKR	150	William DAVISON	Honda 600 - Hill Contracts	b	6	19:24.638	1:30.937	98.777	3:12.601	99.883	5
9	SBKR	63	David MULLIGAN	Yamaha 600	a	6	19:27.118	1:33.417	98.567	3:12.626	99.870	4
10	SBKR	96	Andy FARRELL	Yamaha - Farrelly Racing	a	6	19:28.081	1:34.380	98.486	3:15.112	98.597	4
11	SBKR	25	Ivan SHANLEY	Yamaha 600 - Ty-Rock	b	6	19:35.397	1:41.696	97.873	3:12.474	99.949	5
12	SBKR	135	Rob BARBER	Honda	b	6	19:39.389	1:45.688	97.542	3:14.648	98.832	6
13	SBKR	26	Dennis BOOTH	Suzuki	b	6	19:45.455	1:51.754	97.043	3:16.313	97.994	5
14	SBKR	8	Anthony McCOLGAN	Suzuki	b	6	19:51.447	1:57.746	96.555	3:16.156	98.072	4
15	SBKR	104	Daley MATHISON	Suzuki - D & G W Racing	b	6	19:52.540	1:58.839	96.466	3:15.806	98.248	4
16	SBKR	34	Timmy TURTLE	Suzuki	b	6	19:54.593	2:00.892	96.300	3:17.300	97.504	5
17	SBKR	9	Sandor BITTER	Kawasaki - KMR / BA Components	b	6	19:54.627	2:00.926	96.298	3:16.793	97.755	6
18	SBKR	93	Paul CRANSTON	Honda 600 - Loughrin Racing	b	6	19:55.042	2:01.341	96.264	3:15.350	98.477	5
19	SBKR	27	James McCANN	Yamaha 600 - Inver Tool Hire	a	6	19:59.736	2:06.035	95.888	3:18.234	97.044	6
20	SBKR	49	William COWDEN	Suzuki 750 - PRF Racing	b	6	20:08.940	2:15.239	95.158	3:17.747	97.283	4
21	SBKR	35	Trevor FERGUSON	Triumph 675	b	6	20:26.378	2:32.677	93.805	3:20.510	95.943	3
22	SBKR	73	Derek COSTELLO	Yamaha 600	b	5	17:29.244	1 Lap	91.306	3:28.322	92.345	5


Fastest Lap / New Lap Record 109.297 mph (Previously 106.930 mph)

SBKR	3	Michael DUNLOP	Kawasaki - Street Sweep	a						2:56.012	109.297	6
------	---	----------------	-------------------------	---	--	--	--	--	--	----------	---------	---

Not Classified

DNF	SBKR	20	David LUMSDEN	Yamaha 600	b	5	16:14.965	1 Lap	98.262	3:13.796	99.267	4
DNF	SBKR	13	Adrian ARCHIBALD	BMW - AMA Racing	a	4	12:14.628	2 Laps	104.223	3:02.307	105.523	2
DNF	SBKR	57	Adrian LOGUE	Suzuki 750	b	4	14:08.301	1:53.673	90.257	3:29.272	91.926	4
DNF	SBKR	82	Derek SHEILS	Honda - Amigos	a	1	3:05.117	5 Laps	101.840	3:05.117	101.840	1

Provisional result to be confirmed by the Stewards of the Meeting subject to completion of technical inspections & the time limit for protests

Track	Tandragee	Signed		Organising Club	North Armagh MC&CC
Length(miles)	5.3438 Lap 1 (5.2368)		Chief Timekeeper	Warmup Started	
Weather	Cloudy			Race Started	11:12:20.206
Track	Dry	Issued At:	11:34:42	Gp Time Diff - b	30.29

AROUND A POUND TANDRAGEE 100

SUPERBIKE

Race 1 - Woolsey Concrete Open

Saturday, 07 May 2011

DETAILED RESULT



Race Classification

1 3 Michael DUNLOP

Total Time **17:53.701** Avg Speed **107.143** Behind
Best Time **2:56.012** Best Speed **109.297** On **6** Gp **a**

Lap	Elapsed Time	Lap Time	Lap Speed
1	3:02.189	3:02.189	103.477
2	6:03.072	3:00.883	106.353
3	9:01.660	2:58.588	107.720
4	11:59.740	2:58.080	108.027
5	14:57.689	2:57.949	108.107
6	17:53.701	2:56.012	109.297

2 77 Ryan FARQUHAR

Total Time **17:55.072** Avg Speed **107.007** Behind **1.371**
Best Time **2:57.048** Best Speed **108.657** On **6** Gp **a**

Lap	Elapsed Time	Lap Time	Lap Speed
1	3:01.918	3:01.918	103.631
2	6:03.503	3:01.585	105.942
3	9:02.164	2:58.661	107.676
4	12:00.120	2:57.956	108.103
5	14:58.024	2:57.904	108.134
6	17:55.072	2:57.048	108.657

3 16 John BURROWS

Total Time **18:31.618** Avg Speed **103.489** Behind **37.917**
Best Time **3:03.620** Best Speed **104.768** On **2** Gp **a**

Lap	Elapsed Time	Lap Time	Lap Speed
1	3:04.123	3:04.123	102.390
2	6:07.743	3:03.620	104.768
3	9:12.884	3:05.141	103.907
4	12:18.117	3:05.233	103.856
5	15:24.964	3:06.847	102.959
6	18:31.618	3:06.654	103.065

4 71 Davy MORGAN

Total Time **18:55.024** Avg Speed **101.355** Behind **1:01.323**
Best Time **3:07.653** Best Speed **102.516** On **5** Gp **a**

Lap	Elapsed Time	Lap Time	Lap Speed
1	3:11.625	3:11.625	98.381
2	6:20.978	3:09.353	101.596
3	9:29.195	3:08.217	102.209
4	12:38.795	3:09.600	101.464
5	15:46.448	3:07.653	102.516
6	18:55.024	3:08.576	102.015

Race Classification

5 31 Shaun ANDERSON

Total Time **18:56.282** Avg Speed **101.242** Behind **1:02.581**
Best Time **3:08.435** Best Speed **102.091** On **6** Gp **a**

Lap	Elapsed Time	Lap Time	Lap Speed
1	3:08.866	3:08.866	99.818
2	6:18.587	3:09.721	101.399
3	9:28.194	3:09.607	101.460
4	12:38.489	3:10.295	101.093
5	15:47.847	3:09.358	101.593
6	18:56.282	3:08.435	102.091

6 6 William DUNLOP

Total Time **19:24.252** Avg Speed **98.810** Behind **1:30.551**
Best Time **3:11.164** Best Speed **100.633** On **6** Gp **a**

Lap	Elapsed Time	Lap Time	Lap Speed
1	3:17.004	3:17.004	95.695
2	6:28.838	3:11.834	100.282
3	9:43.831	3:14.993	98.657
4	12:57.569	3:13.738	99.296
5	16:13.088	3:15.519	98.392
6	19:24.252	3:11.164	100.633

7 99 Andrew COURTNEY

Total Time **19:24.322** Avg Speed **98.804** Behind **1:30.621**
Best Time **3:12.559** Best Speed **99.904** On **6** Gp **a**

Lap	Elapsed Time	Lap Time	Lap Speed
1	3:13.756	3:13.756	97.299
2	6:28.489	3:14.733	98.789
3	9:43.843	3:15.354	98.475
4	12:57.160	3:13.317	99.513
5	16:11.763	3:14.603	98.855
6	19:24.322	3:12.559	99.904

8 150 William DAVISON

Total Time **19:24.638** Avg Speed **98.777** Behind **1:30.937**
Best Time **3:12.601** Best Speed **99.883** On **5** Gp **b**

Lap	Elapsed Time	Lap Time	Lap Speed
1	3:15.512	3:15.512	96.425
2	6:29.766	3:14.254	99.033
3	9:44.197	3:14.431	98.943
4	12:57.268	3:13.071	99.640
5	16:09.869	3:12.601	99.883
6	19:24.638	3:14.769	98.771

AROUND A POUND TANDRAGEE 100

SUPERBIKE

Race 1 - Woolsey Concrete Open

Saturday, 07 May 2011

DETAILED RESULT



Race Classification

9 63 David MULLIGAN

Total Time **19:27.118** Avg Speed **98.567** Behind **1:33.417**
Best Time **3:12.626** Best Speed **99.870** On **4** Gp **a**

Lap	Elapsed Time	Lap Time	Lap Speed
1	3:16.599	3:16.599	95.892
2	6:31.495	3:14.896	98.706
3	9:45.881	3:14.386	98.965
4	12:58.507	3:12.626	99.870
5	16:13.597	3:15.090	98.608
6	19:27.118	3:13.521	99.408

Race Classification

13 26 Dennis BOOTH

Total Time **19:45.455** Avg Speed **97.043** Behind **1:51.754**
Best Time **3:16.313** Best Speed **97.994** On **5** Gp **b**

Lap	Elapsed Time	Lap Time	Lap Speed
1	3:19.482	3:19.482	94.506
2	6:37.670	3:18.188	97.067
3	9:54.702	3:17.032	97.636
4	13:11.604	3:16.902	97.701
5	16:27.917	3:16.313	97.994
6	19:45.455	3:17.538	97.386

10 96 Andy FARRELL

Total Time **19:28.081** Avg Speed **98.486** Behind **1:34.380**
Best Time **3:15.112** Best Speed **98.597** On **4** Gp **a**

Lap	Elapsed Time	Lap Time	Lap Speed
1	3:10.342	3:10.342	99.044
2	6:25.585	3:15.243	98.531
3	9:40.781	3:15.196	98.555
4	12:55.893	3:15.112	98.597
5	16:12.673	3:16.780	97.761
6	19:28.081	3:15.408	98.448

14 8 Anthony McCOLGAN

Total Time **19:51.447** Avg Speed **96.555** Behind **1:57.746**
Best Time **3:16.156** Best Speed **98.072** On **4** Gp **b**

Lap	Elapsed Time	Lap Time	Lap Speed
1	3:22.006	3:22.006	93.325
2	6:42.375	3:20.369	96.010
3	10:02.377	3:20.002	96.187
4	13:18.533	3:16.156	98.072
5	16:35.071	3:16.538	97.882
6	19:51.447	3:16.376	97.963

11 25 Ivan SHANLEY

Total Time **19:35.397** Avg Speed **97.873** Behind **1:41.696**
Best Time **3:12.474** Best Speed **99.949** On **5** Gp **b**

Lap	Elapsed Time	Lap Time	Lap Speed
1	3:22.917	3:22.917	92.906
2	6:39.952	3:17.035	97.635
3	9:54.646	3:14.694	98.809
4	13:08.702	3:14.056	99.134
5	16:21.176	3:12.474	99.949
6	19:35.397	3:14.221	99.050

15 104 Daley MATHISON

Total Time **19:52.540** Avg Speed **96.466** Behind **1:58.839**
Best Time **3:15.806** Best Speed **98.248** On **4** Gp **b**

Lap	Elapsed Time	Lap Time	Lap Speed
1	3:20.921	3:20.921	93.829
2	6:41.872	3:20.951	95.732
3	10:01.987	3:20.115	96.132
4	13:17.793	3:15.806	98.248
5	16:34.133	3:16.340	97.981
6	19:52.540	3:18.407	96.960

12 135 Rob BARBER

Total Time **19:39.389** Avg Speed **97.542** Behind **1:45.688**
Best Time **3:14.648** Best Speed **98.832** On **6** Gp **b**

Lap	Elapsed Time	Lap Time	Lap Speed
1	3:21.090	3:21.090	93.751
2	6:38.651	3:17.561	97.375
3	9:54.083	3:15.432	98.436
4	13:09.215	3:15.132	98.587
5	16:24.741	3:15.526	98.388
6	19:39.389	3:14.648	98.832

16 34 Timmy TURTLE

Total Time **19:54.593** Avg Speed **96.300** Behind **2:00.892**
Best Time **3:17.300** Best Speed **97.504** On **5** Gp **b**

Lap	Elapsed Time	Lap Time	Lap Speed
1	3:21.620	3:21.620	93.504
2	6:40.151	3:18.531	96.899
3	9:58.587	3:18.436	96.946
4	13:18.259	3:19.672	96.346
5	16:35.559	3:17.300	97.504
6	19:54.593	3:19.034	96.654



MCUI
Ulster Centre
Timing
www.elaps-timing.com



Powered by
e-Laps II
© 2008
Walter Marks

AROUND A POUND TANDRAGEE 100

SUPERBIKE

Race 1 - Woolsey Concrete Open

Saturday, 07 May 2011

DETAILED RESULT



Race Classification

17 9 Sandor BITTER

Total Time **19:54.627** Avg Speed **96.298** Behind **2:00.926**
Best Time **3:16.793** Best Speed **97.755** On **6** Gp **b**

Lap	Elapsed Time	Lap Time	Lap Speed
1	3:23.427	3:23.427	92.674
2	6:43.328	3:19.901	96.235
3	10:03.126	3:19.798	96.285
4	13:20.581	3:17.455	97.427
5	16:37.834	3:17.253	97.527
6	19:54.627	3:16.793	97.755

18 93 Paul CRANSTON

Total Time **19:55.042** Avg Speed **96.264** Behind **2:01.341**
Best Time **3:15.350** Best Speed **98.477** On **5** Gp **b**

Lap	Elapsed Time	Lap Time	Lap Speed
1	3:32.620	3:32.620	88.667
2	6:51.388	3:18.768	96.784
3	10:08.081	3:16.693	97.805
4	13:23.733	3:15.652	98.325
5	16:39.083	3:15.350	98.477
6	19:55.042	3:15.959	98.171

19 27 James McCANN

Total Time **19:59.736** Avg Speed **95.888** Behind **2:06.035**
Best Time **3:18.234** Best Speed **97.044** On **6** Gp **a**

Lap	Elapsed Time	Lap Time	Lap Speed
1	3:21.772	3:21.772	93.434
2	6:43.687	3:21.915	95.275
3	10:03.224	3:19.537	96.411
4	13:22.193	3:18.969	96.686
5	16:41.502	3:19.309	96.521
6	19:59.736	3:18.234	97.044

20 49 William COWDEN

Total Time **20:08.940** Avg Speed **95.158** Behind **2:15.239**
Best Time **3:17.747** Best Speed **97.283** On **4** Gp **b**

Lap	Elapsed Time	Lap Time	Lap Speed
1	3:24.663	3:24.663	92.114
2	6:44.425	3:19.762	96.302
3	10:03.552	3:19.127	96.609
4	13:21.299	3:17.747	97.283
5	16:40.225	3:18.926	96.707
6	20:08.940	3:28.715	92.171

Race Classification

21 35 Trevor FERGUSON

Total Time **20:26.378** Avg Speed **93.805** Behind **2:32.677**
Best Time **3:20.510** Best Speed **95.943** On **3** Gp **b**

Lap	Elapsed Time	Lap Time	Lap Speed
1	3:27.438	3:27.438	90.882
2	6:48.241	3:20.803	95.803
3	10:08.751	3:20.510	95.943
4	13:31.323	3:22.572	94.966
5	16:54.890	3:23.567	94.502
6	20:26.378	3:31.488	90.963

22 73 Derek COSTELLO

Total Time **17:29.244** Avg Speed **91.306** Behind **1 Lap**
Best Time **3:28.322** Best Speed **92.345** On **5** Gp **b**

Lap	Elapsed Time	Lap Time	Lap Speed
1	3:31.009	3:31.009	89.344
2	7:01.732	3:30.723	91.293
3	10:32.337	3:30.605	91.344
4	14:00.922	3:28.585	92.229
5	17:29.244	3:28.322	92.345

Not Classified

DNF 20 David LUMSDEN

Total Time **16:14.965** Avg Speed **98.262** Behind **1 Lap**
Best Time **3:13.796** Best Speed **99.267** On **4** Gp **b**

Lap	Elapsed Time	Lap Time	Lap Speed
1	3:16.657	3:16.657	95.864
2	6:31.032	3:14.375	98.971
3	9:45.941	3:14.909	98.700
4	12:59.737	3:13.796	99.267
5	16:14.965	3:15.228	98.539

DNF 13 Adrian ARCHIBALD

Total Time **12:14.628** Avg Speed **104.223** Behind **2 Laps**
Best Time **3:02.307** Best Speed **105.523** On **2** Gp **a**

Lap	Elapsed Time	Lap Time	Lap Speed
1	3:02.770	3:02.770	103.148
2	6:05.077	3:02.307	105.523
3	9:09.721	3:04.644	104.187
4	12:14.628	3:04.907	104.039

AROUND A POUND TANDRAGEE 100

SUPERBIKE

Race 1 - Woolsey Concrete Open

Saturday, 07 May 2011

DETAILED RESULT



Not Classified

DNF 57 Adrian LOGUE

Total Time **14:08.301** Avg Speed **90.257** Behind **1:53.673**

Best Time **3:29.272** Best Speed **91.926** On **4** Gp **b**

Lap	Elapsed Time	Lap Time	Lap Speed
1	3:36.294	3:36.294	87.161
2	7:08.560	3:32.266	90.629
3	10:39.029	3:30.469	91.403
4	14:08.301	3:29.272	91.926

DNF 82 Derek SHEILS

Total Time **3:05.117** Avg Speed **101.840** Behind **5 Laps**

Best Time **3:05.117** Best Speed **101.840** On **1** Gp **a**

Lap	Elapsed Time	Lap Time	Lap Speed
1	3:05.117	3:05.117	101.840

AROUND A POUND TANDRAGEE 100

SUPERBIKE

Race 1 - Woolsey Concrete Open

LAP CHART

**1**

No	Name	G	Elapsed Time	Lap Time
77	Ryan FARQUHAR	a	3:01.918	3:01.918
3	Michael DUNLOP	a	3:02.189	3:02.189
13	Adrian ARCHIBALD	a	3:02.770	3:02.770
16	John BURROWS	a	3:04.123	3:04.123
82	Derek SHEILS	a	3:05.117	3:05.117
31	Shaun ANDERSON	a	3:08.866	3:08.866
96	Andy FARRELL	a	3:10.342	3:10.342
71	Davy MORGAN	a	3:11.625	3:11.625
99	Andrew COURTNEY	a	3:13.756	3:13.756
150	William DAVISON	b	3:15.512	3:15.512
63	David MULLIGAN	a	3:16.599	3:16.599
20	David LUMSDEN	b	3:16.657	3:16.657
6	William DUNLOP	a	3:17.004	3:17.004
26	Dennis BOOTH	b	3:19.482	3:19.482
104	Daley MATHISON	b	3:20.921	3:20.921
135	Rob BARBER	b	3:21.090	3:21.090
34	Timmy TURTLE	b	3:21.620	3:21.620
27	James McCANN	a	3:21.772	3:21.772
8	Anthony McCOLGAN	b	3:22.006	3:22.006
25	Ivan SHANLEY	b	3:22.917	3:22.917
9	Sandor BITTER	b	3:23.427	3:23.427
49	William COWDEN	b	3:24.663	3:24.663
35	Trevor FERGUSON	b	3:27.438	3:27.438
73	Derek COSTELLO	b	3:31.009	3:31.009
93	Paul CRANSTON	b	3:32.620	3:32.620
57	Adrian LOGUE	b	3:36.294	3:36.294

2

No	Name	G	Elapsed Time	Lap Time
3	Michael DUNLOP	a	6:03.072	3:00.883
77	Ryan FARQUHAR	a	6:03.503	3:01.585
13	Adrian ARCHIBALD	a	6:05.077	3:02.307
16	John BURROWS	a	6:07.743	3:03.620
31	Shaun ANDERSON	a	6:18.587	3:09.721
71	Davy MORGAN	a	6:20.978	3:09.353
96	Andy FARRELL	a	6:25.585	3:15.243
99	Andrew COURTNEY	a	6:28.489	3:14.733
6	William DUNLOP	a	6:28.838	3:11.834
150	William DAVISON	b	6:29.766	3:14.254
20	David LUMSDEN	b	6:31.032	3:14.375
63	David MULLIGAN	a	6:31.495	3:14.896
26	Dennis BOOTH	b	6:37.670	3:18.188
135	Rob BARBER	b	6:38.651	3:17.561
25	Ivan SHANLEY	b	6:39.952	3:17.035
34	Timmy TURTLE	b	6:40.151	3:18.531
104	Daley MATHISON	b	6:41.872	3:20.951
8	Anthony McCOLGAN	b	6:42.375	3:20.369
9	Sandor BITTER	b	6:43.328	3:19.901
27	James McCANN	a	6:43.687	3:21.915
49	William COWDEN	b	6:44.425	3:19.762
35	Trevor FERGUSON	b	6:48.241	3:20.803
93	Paul CRANSTON	b	6:51.388	3:18.768
73	Derek COSTELLO	b	7:01.732	3:30.723
57	Adrian LOGUE	b	7:08.560	3:32.266

3

No	Name	G	Elapsed Time	Lap Time
3	Michael DUNLOP	a	9:01.660	2:58.588
77	Ryan FARQUHAR	a	9:02.164	2:58.661
13	Adrian ARCHIBALD	a	9:09.721	3:04.644
16	John BURROWS	a	9:12.884	3:05.141
31	Shaun ANDERSON	a	9:28.194	3:09.607
71	Davy MORGAN	a	9:29.195	3:08.217
96	Andy FARRELL	a	9:40.781	3:15.196
6	William DUNLOP	a	9:43.831	3:14.993
99	Andrew COURTNEY	a	9:43.843	3:15.354
150	William DAVISON	b	9:44.197	3:14.431
63	David MULLIGAN	a	9:45.881	3:14.386
20	David LUMSDEN	b	9:45.941	3:14.909
135	Rob BARBER	b	9:54.083	3:15.432
25	Ivan SHANLEY	b	9:54.646	3:14.694
26	Dennis BOOTH	b	9:54.702	3:17.032
34	Timmy TURTLE	b	9:58.587	3:18.436
104	Daley MATHISON	b	10:01.987	3:20.115
8	Anthony McCOLGAN	b	10:02.377	3:20.002
9	Sandor BITTER	b	10:03.126	3:19.798
27	James McCANN	a	10:03.224	3:19.537
49	William COWDEN	b	10:03.552	3:19.127
93	Paul CRANSTON	b	10:08.081	3:16.693
35	Trevor FERGUSON	b	10:08.751	3:20.510
73	Derek COSTELLO	b	10:32.337	3:30.605
57	Adrian LOGUE	b	10:39.029	3:30.469



MCUI
Ulster Centre
Timing
www.elaps-timing.com



Powered by
e-Laps II
© 2008
Walter Marks

AROUND A POUND TANDRAGEE 100

SUPERBIKE

Race 1 - Woolsey Concrete Open

LAP CHART

**4**

No	Name	G	Elapsed Time	Lap Time
3	Michael DUNLOP	a	11:59.740	2:58.080
77	Ryan FARQUHAR	a	12:00.120	2:57.956
13	Adrian ARCHIBALD	a	12:14.628	3:04.907
16	John BURROWS	a	12:18.117	3:05.233
31	Shaun ANDERSON	a	12:38.489	3:10.295
71	Davy MORGAN	a	12:38.795	3:09.600
96	Andy FARRELL	a	12:55.893	3:15.112
99	Andrew COURTNEY	a	12:57.160	3:13.317
150	William DAVISON	b	12:57.268	3:13.071
6	William DUNLOP	a	12:57.569	3:13.738
63	David MULLIGAN	a	12:58.507	3:12.626
20	David LUMSDEN	b	12:59.737	3:13.796
25	Ivan SHANLEY	b	13:08.702	3:14.056
135	Rob BARBER	b	13:09.215	3:15.132
26	Dennis BOOTH	b	13:11.604	3:16.902
104	Daley MATHISON	b	13:17.793	3:15.806
34	Timmy TURTLE	b	13:18.259	3:19.672
8	Anthony McCOLGAN	b	13:18.533	3:16.156
9	Sandor BITTER	b	13:20.581	3:17.455
49	William COWDEN	b	13:21.299	3:17.747
27	James McCANN	a	13:22.193	3:18.969
93	Paul CRANSTON	b	13:23.733	3:15.652
35	Trevor FERGUSON	b	13:31.323	3:22.572
73	Derek COSTELLO	b	14:00.922	3:28.585
57	Adrian LOGUE	b	14:08.301	3:29.272

5

No	Name	G	Elapsed Time	Lap Time
3	Michael DUNLOP	a	14:57.689	2:57.949
77	Ryan FARQUHAR	a	14:58.024	2:57.904
16	John BURROWS	a	15:24.964	3:06.847
71	Davy MORGAN	a	15:46.448	3:07.653
31	Shaun ANDERSON	a	15:47.847	3:09.358
150	William DAVISON	b	16:09.869	3:12.601
99	Andrew COURTNEY	a	16:11.763	3:14.603
96	Andy FARRELL	a	16:12.673	3:16.780
6	William DUNLOP	a	16:13.088	3:15.519
63	David MULLIGAN	a	16:13.597	3:15.090
20	David LUMSDEN	b	16:14.965	3:15.228
25	Ivan SHANLEY	b	16:21.176	3:12.474
135	Rob BARBER	b	16:24.741	3:15.526
26	Dennis BOOTH	b	16:27.917	3:16.313
104	Daley MATHISON	b	16:34.133	3:16.340
8	Anthony McCOLGAN	b	16:35.071	3:16.538
34	Timmy TURTLE	b	16:35.559	3:17.300
9	Sandor BITTER	b	16:37.834	3:17.253
93	Paul CRANSTON	b	16:39.083	3:15.350
49	William COWDEN	b	16:40.225	3:18.926
27	James McCANN	a	16:41.502	3:19.309
35	Trevor FERGUSON	b	16:54.890	3:23.567
73	Derek COSTELLO	b	17:29.244	3:28.322

6

No	Name	G	Elapsed Time	Lap Time
3	Michael DUNLOP	a	17:53.701	2:56.012
77	Ryan FARQUHAR	a	17:55.072	2:57.048
16	John BURROWS	a	18:31.618	3:06.654
71	Davy MORGAN	a	18:55.024	3:08.576
31	Shaun ANDERSON	a	18:56.282	3:08.435
6	William DUNLOP	a	19:24.252	3:11.164
99	Andrew COURTNEY	a	19:24.322	3:12.559
150	William DAVISON	b	19:24.638	3:14.769
63	David MULLIGAN	a	19:27.118	3:13.521
96	Andy FARRELL	a	19:28.081	3:15.408
25	Ivan SHANLEY	b	19:35.397	3:14.221
135	Rob BARBER	b	19:39.389	3:14.648
26	Dennis BOOTH	b	19:45.455	3:17.538
8	Anthony McCOLGAN	b	19:51.447	3:16.376
104	Daley MATHISON	b	19:52.540	3:18.407
34	Timmy TURTLE	b	19:54.593	3:19.034
9	Sandor BITTER	b	19:54.627	3:16.793
93	Paul CRANSTON	b	19:55.042	3:15.959
27	James McCANN	a	19:59.736	3:18.234
49	William COWDEN	b	20:08.940	3:28.715
35	Trevor FERGUSON	b	20:26.378	3:31.488

IRISH ROAD RACE SUPERBIKE (subject to confirmation)

2011

					#1	
Pos	No.	Name	Total	Diff	Gap	R1
1	77	Ryan FARQUHAR	25	0	0	25
2	3	Michael DUNLOP	20	5	5	20
3	7	Guy MARTIN	16	9	4	16
4	86	Cameron DONALD	13	12	3	13
5	82	Derek SHEILS	11	14	2	11
6	6	William DUNLOP	10	15	1	10
7	36	Michael PEARSON	9	16	1	9
8	13	Adrian ARCHIBALD	8	17	1	8
9	71	Davy MORGAN	7	18	1	7
10	16	John BURROWS	6	19	1	6
11	31	Shaun ANDERSON	5	20	1	5
12	99	Andrew COURTNEY	4	21	1	4
13	96	Andy FARRELL	3	22	1	3
14	64	Stephen McKNIGHT	2	23	1	2
15	101	Brian McCORMACK	1	24	1	1

Event Legend

#1 29/04/2011 ROYAL HOTEL & BRAESIDE COOKSTOWN 100

ULSTER ROAD RACE SUPERBIKE (subject to confirmation)

2011

					#1	
Pos	No.	Name	Total	Diff	Gap	R1
1	77	Ryan FARQUHAR	25	0	0	25
2	3	Michael DUNLOP	20	5	5	20
3	7	Guy MARTIN	16	9	4	16
4	86	Cameron DONALD	13	12	3	13
5	82	Derek SHEILS	11	14	2	11
6	6	William DUNLOP	10	15	1	10
7	36	Michael PEARSON	9	16	1	9
8	13	Adrian ARCHIBALD	8	17	1	8
9	71	Davy MORGAN	7	18	1	7
10	16	John BURROWS	6	19	1	6
11	31	Shaun ANDERSON	5	20	1	5
12	99	Andrew COURTNEY	4	21	1	4
13	96	Andy FARRELL	3	22	1	3
14	64	Stephen McKNIGHT	2	23	1	2
15	101	Brian McCORMACK	1	24	1	1

Event Legend

#1 29/04/2011 ROYAL HOTEL & BRAESIDE COOKSTOWN 100