

Around A Pound

TANDRAGEE 100

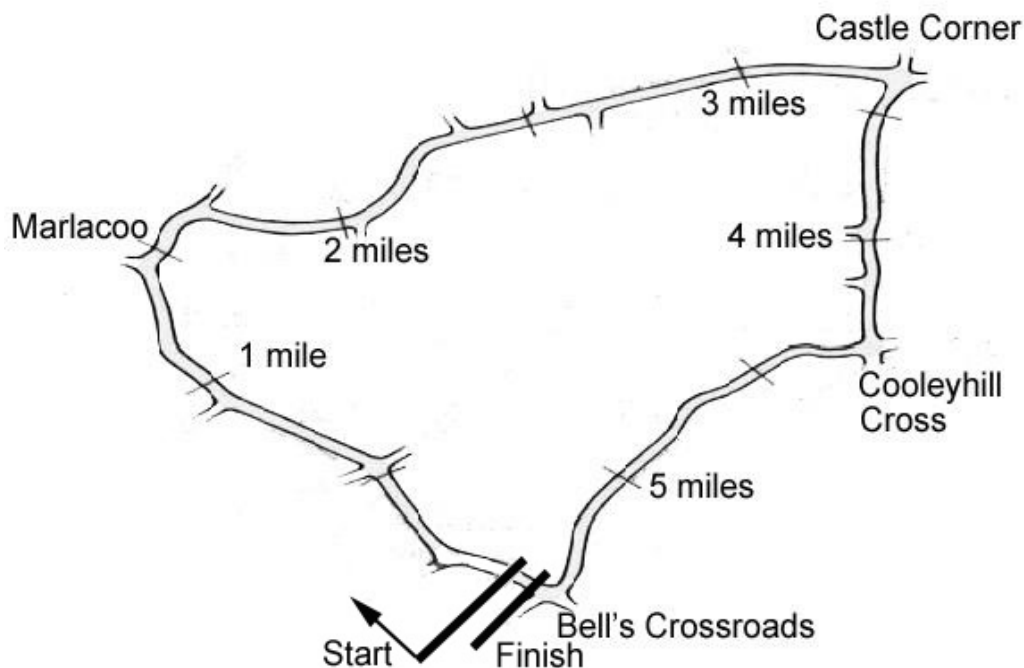
Friday 6th & Saturday 7th May 2011

promoted by North Armagh MC & CC
www.tandragee100.co.uk

EMERALD RACING MAGAZINE SUPERSPORT



Tandragee Circuit 5.34375 miles



LAP RECORDS

Class	Rider	Machine	m s	mph	Year
125cc	Robert Dunlop	Honda	3 19.38	96.487	1999
Moto 450	to be established				
250cc	Phillip McCallen	Honda	3 10.0	101.25	1991
Supersport 400	Dave Leach	Yamaha	3 20.0	96.19	1995
Supertwins	Ryan Farquhar	Kawasaki 650	3 22.556	94.974	2009*
Supersport	Cameron Donald	Honda	3 02.724	105.282	2007*
Open 1000cc	Cameron Donald	Honda	2 59.908	106.930	2007*
Senior Support	Victor Gilmore	Kawasaki 750	3 14.29	99.014	1999
Junior Support	Michael Dunlop	Yamaha 250	3 20.909	95.752	2006*
Classic 1000cc	Stewart Parkhill	BSA 750	3 29.69	91.74	1996
Classic 500cc	Bob Jackson	Norton	3 27.03	92.921	1998
Classic 350cc	Colin Rodgers	Honda	3 38.59	88.007	1999
Classic 250cc	Gary Long	Suzuki	3 42.23	86.566	1997

* lap records set with chicane in place at Lough Road

MOST WINS at TANDRAGEE 100

Joey Dunlop	18	1971 - 00
Brian Reid	14	1980 - 94
Ray McCullough	10	1971 - 82
Phillip McCallen	9	1988 - 99
Sam McClements	8	1981 - 89
Robert Dunlop	7	1985 - 06
Ryan Farquhar	7	1996 - 09

ALL TIME IRISH ROAD RACE WINNERS (after Cookstown 100 2011)

Most Wins at All Irish Road Race Meetings			Most Wins at Irish National Road Race Meetings				
1.	Ryan Farquhar	160	1995-11	1.	Ryan Farquhar	150	1995-11
2.	Joey Dunlop	156	1971-00	2.	Joey Dunlop	119	1971-00
3.	Robert Dunlop	135	1980-08	3.	Robert Dunlop	111	1980-08
4.	Ray McCullough	109	1960-82	4.	Ray McCullough	99	1960-82
	Phillip McCallen	109	1987-99	5.	Phillip McCallen	84	1987-99

AROUND A POUND TANDRAGEE 100

SUPERSPORT

Qualifying


Friday, 06 May 2011



Pos	Class	No	Name	Machine / Sponsor	----- Best Lap -----			On	Laps
					Time	Behind	Speed		
1	SSPR	3	Michael DUNLOP	Yamaha - Street Sweep	3:04.654		104.181	5	5
2	SSPR	77	Ryan FARQUHAR	Kawasaki - KMR / BA Components	3:11.047	6.393	100.695	3	3
3	SSPR	13	Adrian ARCHIBALD	Yamaha - AMA Racing	3:11.723	7.069	100.340	3	3
4	SSPR	63	David MULLIGAN	Yamaha	3:13.730	9.076	99.301	5	5
5	SSPR	16	John BURROWS	Yamaha - Cookstown BE Racing	3:14.071	9.417	99.126	3	5
6	SSPR	82	Derek SHEILS	Honda - T & M	3:16.707	12.053	97.798	3	3
7	SSPR	131	Shaun ANDERSON	Yamaha - Moira MRC	3:17.350	12.696	97.479	4	5
8	SSPR	93	Paul CRANSTON	Honda - Loughrin Racing	3:17.725	13.071	97.294	5	5
9	SSPR	150	William DAVISON	Honda - Hill Contracts	3:17.948	13.294	97.185	3	3
10	SSPR	26	Dennis BOOTH	Yamaha	3:19.210	14.556	96.569	5	5
11	SSPR	25	Ivan SHANLEY	Yamaha - Ty-Rock	3:19.947	15.293	96.213	3	4
12	SSPR	27	James McCANN	Yamaha - Inver Tool Hire	3:20.282	15.628	96.052	2	5
13	SSPR	30	Wayne KENNEDY	Suzuki - GB Racing	3:22.495	17.841	95.002	5	5
14	SSPR	96	Andy FARRELL	Yamaha - Farrelly Racing	3:22.638	17.984	94.935	3	3
15	SSPR	4	Sam DUNLOP	Yamaha - Crossan Motorcycles	3:24.213	19.559	94.203	5	5
16	SSPR	20	David LUMSDEN	Yamaha	3:24.223	19.569	94.198	5	5
17	SSPR	135	Rob BARBER	Yamaha	3:24.434	19.780	94.101	5	5
18	SSPR	49	William COWDEN	Suzuki - PRF Racing	3:24.592	19.938	94.029	5	5
19	SSPR	35	Trevor FERGUSON	Triumph 675	3:24.684	20.030	93.986	5	5
20	SSPR	28	Wayne HAMILTON	Yamaha - Track Day Tools	3:25.051	20.397	93.818	5	5
21	SSPR	97	Seamus ELLIOTT	Yamaha - Logan Racing	3:25.568	20.914	93.582	5	5
22	SSPR	99	Andrew COURTNEY	Yamaha - Team Hardship Racing	3:27.927	23.273	92.520	5	5
23	SSPR	100	Dave HEWSON	Yamaha	3:30.511	25.857	91.385	5	5
24	SSPR	73	Derek COSTELLO	Yamaha	3:34.680	30.026	89.610	4	5
25	SSPR	176	James CHRISTIE	Yamaha	3:35.812	31.158	89.140	4	5
26	SSPR	84	Paddy WOODSIDE	Suzuki	3:36.760	32.106	88.750	3	5
27	SSPR	10	Tom LLEWELYN	Yamaha - McKinstry Racing	3:42.076	37.422	86.626	4	5
28	SSPR	42	Dylan SCOTT	Yamaha	3:58.754	54.100	80.575	4	4
29	SSPR	80	Phill ARCHER	Triumph 675	4:00.842	56.188	79.876	2	2
30	SSPR	64	Stephen McKNIGHT	Yamaha	4:35.710	1:31.056	69.774	1	2
31	SSPR	71	Davy MORGAN	Yamaha - CSC Branson Racing	5:30.263	2:25.609	58.249	1	1

Qualifying Classification

Provisional result to be confirmed by the Stewards of the Meeting subject to completion of technical inspections & the time limit for protests

Track	Tandragee	Signed		Organising Club	North Armagh MC&CC
Length(miles)	5.3438 Lap 1 (5.2368)		Chief Timekeeper	Qualifying Started	17:53:09.272
Weather	Cloudy, °C, %RH	Issued At:	18:16:08		
Track	Dry, °C				



AROUND A POUND TANDRAGEE 100

SUPERSPORT

Qualifying

Friday, 06 May 2011

DETAILED RESULT



Qualifying Classification

Position

1 3 Michael DUNLOP

Behind

Best Time **3:04.654** Best Speed **104.181** On **5** Gp **a**

Lap	Elapsed Time	Lap Time	Lap Speed
1	6:22.946	6:22.946	49.230
2	9:39.109	3:16.163	98.069
3	12:46.143	3:07.034	102.856
4	15:54.634	3:08.491	102.061
5	18:59.288	3:04.654	104.181

2 77 Ryan FARQUHAR

Behind **6.393**

Best Time **3:11.047** Best Speed **100.695** On **3** Gp **a**

Lap	Elapsed Time	Lap Time	Lap Speed
1	5:00.795	5:00.795	62.675
2	8:12.901	3:12.106	100.140
3	11:23.948	3:11.047	100.695

3 13 Adrian ARCHIBALD

Behind **7.069**

Best Time **3:11.723** Best Speed **100.340** On **3** Gp **a**

Lap	Elapsed Time	Lap Time	Lap Speed
1	4:36.060	4:36.060	68.291
2	7:48.727	3:12.667	99.848
3	11:00.450	3:11.723	100.340

4 63 David MULLIGAN

Behind **9.076**

Best Time **3:13.730** Best Speed **99.301** On **5** Gp **a**

Lap	Elapsed Time	Lap Time	Lap Speed
1	5:36.982	5:36.982	55.945
2	9:10.196	3:33.214	90.226
3	12:31.686	3:21.490	95.476
4	15:49.792	3:18.106	97.107
5	19:03.522	3:13.730	99.301

5 16 John BURROWS

Behind **9.417**

Best Time **3:14.071** Best Speed **99.126** On **3** Gp **a**

Lap	Elapsed Time	Lap Time	Lap Speed
1	4:27.987	4:27.987	70.348
2	7:45.188	3:17.201	97.553
3	10:59.259	3:14.071	99.126
4	14:15.767	3:16.508	97.897
5	17:31.713	3:15.946	98.178

Qualifying Classification

Position

6 82 Derek SHEILS

Behind **12.053**

Best Time **3:16.707** Best Speed **97.798** On **3** Gp **a**

Lap	Elapsed Time	Lap Time	Lap Speed
1	4:25.178	4:25.178	71.093
2	7:44.633	3:19.455	96.450
3	11:01.340	3:16.707	97.798

7 131 Shaun ANDERSON

Behind **12.696**

Best Time **3:17.350** Best Speed **97.479** On **4** Gp **a**

Lap	Elapsed Time	Lap Time	Lap Speed
1	4:52.202	4:52.202	64.518
2	8:15.389	3:23.187	94.679
3	11:35.431	3:20.042	96.167
4	14:52.781	3:17.350	97.479
5	18:11.924	3:19.143	96.601

8 93 Paul CRANSTON

Behind **13.071**

Best Time **3:17.725** Best Speed **97.294** On **5** Gp **a**

Lap	Elapsed Time	Lap Time	Lap Speed
1	4:55.561	4:55.561	63.785
2	8:15.871	3:20.310	96.039
3	11:37.317	3:21.446	95.497
4	14:59.438	3:22.121	95.178
5	18:17.163	3:17.725	97.294

9 150 William DAVISON

Behind **13.294**

Best Time **3:17.948** Best Speed **97.185** On **3** Gp **a**

Lap	Elapsed Time	Lap Time	Lap Speed
1	4:24.138	4:24.138	71.373
2	7:45.327	3:21.189	95.619
3	11:03.275	3:17.948	97.185

10 26 Dennis BOOTH

Behind **14.556**

Best Time **3:19.210** Best Speed **96.569** On **5** Gp **a**

Lap	Elapsed Time	Lap Time	Lap Speed
1	6:24.921	6:24.921	48.977
2	9:54.192	3:29.271	91.926
3	13:25.652	3:31.460	90.975
4	16:48.650	3:22.998	94.767
5	20:07.860	3:19.210	96.569

AROUND A POUND TANDRAGEE 100

SUPERSPORT

Qualifying

Friday, 06 May 2011

DETAILED RESULT



Qualifying Classification

Position

11 25 Ivan SHANLEY

Behind 15.293

Best Time 3:19.947 Best Speed 96.213 On 3 Gp a

Lap	Elapsed Time	Lap Time	Lap Speed
1	4:52.702	4:52.702	64.408
2	8:13.587	3:20.885	95.764
3	11:33.534	3:19.947	96.213
4	17:04.084	5:30.550	58.198

12 27 James McCANN

Behind 15.628

Best Time 3:20.282 Best Speed 96.052 On 2 Gp a

Lap	Elapsed Time	Lap Time	Lap Speed
1	4:37.719	4:37.719	67.883
2	7:58.001	3:20.282	96.052
3	11:19.719	3:21.718	95.368
4	14:46.038	3:26.319	93.242
5	18:11.676	3:25.638	93.550

13 30 Wayne KENNEDY

Behind 17.841

Best Time 3:22.495 Best Speed 95.002 On 5 Gp a

Lap	Elapsed Time	Lap Time	Lap Speed
1	5:31.984	5:31.984	56.787
2	9:11.597	3:39.613	87.597
3	12:41.014	3:29.417	91.862
4	16:07.282	3:26.268	93.265
5	19:29.777	3:22.495	95.002

14 96 Andy FARRELL

Behind 17.984

Best Time 3:22.638 Best Speed 94.935 On 3 Gp a

Lap	Elapsed Time	Lap Time	Lap Speed
1	4:49.875	4:49.875	65.036
2	8:14.213	3:24.338	94.145
3	11:36.851	3:22.638	94.935

15 4 Sam DUNLOP

Behind 19.559

Best Time 3:24.213 Best Speed 94.203 On 5 Gp a

Lap	Elapsed Time	Lap Time	Lap Speed
1	5:30.991	5:30.991	56.957
2	9:11.966	3:40.975	87.057
3	12:42.387	3:30.421	91.424
4	16:10.651	3:28.264	92.371
5	19:34.864	3:24.213	94.203

Qualifying Classification

Position

16 20 David LUMSDEN

Behind 19.569

Best Time 3:24.223 Best Speed 94.198 On 5 Gp a

Lap	Elapsed Time	Lap Time	Lap Speed
1	5:31.685	5:31.685	56.838
2	9:04.355	3:32.670	90.457
3	12:32.228	3:27.873	92.544
4	15:56.951	3:24.723	93.968
5	19:21.174	3:24.223	94.198

17 135 Rob BARBER

Behind 19.780

Best Time 3:24.434 Best Speed 94.101 On 5 Gp a

Lap	Elapsed Time	Lap Time	Lap Speed
1	5:33.306	5:33.306	56.562
2	9:10.553	3:37.247	88.551
3	12:40.678	3:30.125	91.553
4	16:08.893	3:28.215	92.392
5	19:33.327	3:24.434	94.101

18 49 William COWDEN

Behind 19.938

Best Time 3:24.592 Best Speed 94.029 On 5 Gp a

Lap	Elapsed Time	Lap Time	Lap Speed
1	5:03.411	5:03.411	62.135
2	8:35.343	3:31.932	90.772
3	12:03.303	3:27.960	92.506
4	15:34.508	3:31.205	91.084
5	18:59.100	3:24.592	94.029

19 35 Trevor FERGUSON

Behind 20.030

Best Time 3:24.684 Best Speed 93.986 On 5 Gp a

Lap	Elapsed Time	Lap Time	Lap Speed
1	5:03.707	5:03.707	62.074
2	8:29.718	3:26.011	93.381
3	12:02.243	3:32.525	90.519
4	15:34.985	3:32.742	90.426
5	18:59.669	3:24.684	93.986

AROUND A POUND TANDRAGEE 100

SUPERSPORT

Qualifying

Friday, 06 May 2011

DETAILED RESULT



Qualifying Classification

Position

20 28 Wayne HAMILTON

Behind 20.397

Best Time 3:25.051 Best Speed 93.818 On 5 Gp a

Lap	Elapsed Time	Lap Time	Lap Speed
1	5:01.394	5:01.394	62.550
2	8:40.954	3:39.560	87.618
3	12:07.269	3:26.315	93.243
4	15:32.579	3:25.310	93.700
5	18:57.630	3:25.051	93.818

21 97 Seamus ELLIOTT

Behind 20.914

Best Time 3:25.568 Best Speed 93.582 On 5 Gp a

Lap	Elapsed Time	Lap Time	Lap Speed
1	5:15.479	5:15.479	59.758
2	8:45.744	3:30.265	91.492
3	12:17.917	3:32.173	90.669
4	15:53.688	3:35.771	89.157
5	19:19.256	3:25.568	93.582

22 99 Andrew COURTNEY

Behind 23.273

Best Time 3:27.927 Best Speed 92.520 On 5 Gp a

Lap	Elapsed Time	Lap Time	Lap Speed
1	6:12.509	6:12.509	50.609
2	9:52.421	3:39.912	87.478
3	13:28.620	3:36.199	88.981
4	16:57.930	3:29.310	91.909
5	20:25.857	3:27.927	92.520

23 100 Dave HEWSON

Behind 25.857

Best Time 3:30.511 Best Speed 91.385 On 5 Gp a

Lap	Elapsed Time	Lap Time	Lap Speed
1	5:59.725	5:59.725	52.408
2	9:49.257	3:49.532	83.812
3	13:29.551	3:40.294	87.326
4	17:03.104	3:33.553	90.083
5	20:33.615	3:30.511	91.385

Qualifying Classification

Position

24 73 Derek COSTELLO

Behind 30.026

Best Time 3:34.680 Best Speed 89.610 On 4 Gp a

Lap	Elapsed Time	Lap Time	Lap Speed
1	5:58.570	5:58.570	52.576
2	9:45.960	3:47.390	84.601
3	13:27.688	3:41.728	86.762
4	17:02.368	3:34.680	89.610
5	20:37.622	3:35.254	89.371

25 176 James CHRISTIE

Behind 31.158

Best Time 3:35.812 Best Speed 89.140 On 4 Gp a

Lap	Elapsed Time	Lap Time	Lap Speed
1	5:46.516	5:46.516	54.405
2	9:36.163	3:49.647	83.770
3	13:24.322	3:48.159	84.316
4	17:00.134	3:35.812	89.140
5	20:38.699	3:38.565	88.017

26 84 Paddy WOODSIDE

Behind 32.106

Best Time 3:36.760 Best Speed 88.750 On 3 Gp a

Lap	Elapsed Time	Lap Time	Lap Speed
1	6:11.652	6:11.652	50.726
2	9:53.954	3:42.302	86.538
3	13:30.714	3:36.760	88.750
4	17:11.181	3:40.467	87.258
5	20:51.636	3:40.455	87.263

27 10 Tom LLEWELYN

Behind 37.422

Best Time 3:42.076 Best Speed 86.626 On 4 Gp a

Lap	Elapsed Time	Lap Time	Lap Speed
1	5:48.552	5:48.552	54.087
2	9:38.516	3:49.964	83.654
3	13:28.564	3:50.048	83.624
4	17:10.640	3:42.076	86.626
5	21:14.768	4:04.128	78.801

AROUND A POUND TANDRAGEE 100

SUPERSPORT

Qualifying

Friday, 06 May 2011

DETAILED RESULT



Qualifying Classification

Position

28 42 Dylan SCOTT

Behind 54.100

Best Time 3:58.754 Best Speed 80.575 On 4 Gp a

Lap	Elapsed Time	Lap Time	Lap Speed
1	5:56.699	5:56.699	52.852
2	9:56.783	4:00.084	80.128
3	13:58.717	4:01.934	79.515
4	17:57.471	3:58.754	80.575

29 80 Phill ARCHER

Behind 56.188

Best Time 4:00.842 Best Speed 79.876 On 2 Gp a

Lap	Elapsed Time	Lap Time	Lap Speed
1	5:40.182	5:40.182	55.418
2	9:41.024	4:00.842	79.876

30 64 Stephen McKNIGHT

Behind 1:31.056

Best Time 4:35.710 Best Speed 69.774 On 1 Gp a

Lap	Elapsed Time	Lap Time	Lap Speed
1	4:35.710	4:35.710	68.377
2	22:15.211	17:39.501	18.157

31 71 Davy MORGAN

Behind 2:25.609

Best Time 5:30.263 Best Speed 58.249 On 1 Gp a

Lap	Elapsed Time	Lap Time	Lap Speed
1	5:30.263	5:30.263	57.083

AROUND A POUND TANDRAGEE 100

SUPERSPORT

Tandragee 5.344 Miles

R3: Emerald Racing Magazine Supersport Race

07/05/2011 12:30

Race (6 Laps)

Race 3 - SUPERSPORT

13	71 A		
12		42 A	80 B
11	84 A		10 B
			64 C
10		73 A	176 B
9	97 A		99 B
			100 C
8	B	35 A	28 B
7		20 A	135 B
			49 C
6		96 A	4 B
5	25 A		27 B
			30 C
4		150 A	26 B
3	82 A		131 B
			93 C
2	A	63 A	16 B
1		3 A	77 B
			13 C

POLE POSITION



AROUND A POUND TANDRAGEE 100

SUPERSPORT

Race 3 - Emerald Racing Magazine Supersport

Saturday, 07 May 2011



Pos	Class	No	Name	Machine / Sponsor	Gp	Laps	Total Time	Behind	Speed	-----Best Lap-----		
										Time	Speed	On

Race Classification

1	SSPR	3	Michael DUNLOP	Yamaha - Street Sweep	a	5	14:59.376		106.521	2:57.522	108.367	5
2	SSPR	77	Ryan FARQUHAR	Kawasaki - KMR / BA Components	a	5	15:01.260	1.884	106.298	2:59.443	107.207	4
3	SSPR	13	Adrian ARCHIBALD	Yamaha - AMA Racing	a	5	15:33.671	34.295	102.608	3:04.040	104.529	2
4	SSPR	82	Derek SHEILS	Honda - T & M	a	5	15:47.098	47.722	101.154	3:08.869	101.856	2
5	SSPR	16	John BURROWS	Yamaha - Cookstown BE Racing	a	5	15:47.533	48.157	101.107	3:08.857	101.863	5
6	SSPR	71	Davy MORGAN	Yamaha - CSC Branson Racing	a	5	15:48.236	48.860	101.032	3:06.132	103.354	5
7	SSPR	150	William DAVISON	Honda - Hill Contracts	a	5	15:51.206	51.830	100.717	3:08.605	101.999	5
8	SSPR	63	David MULLIGAN	Yamaha	a	5	15:53.335	53.959	100.492	3:09.355	101.595	5
9	SSPR	93	Paul CRANSTON	Honda - Loughrin Racing	a	4	12:51.121	1 Lap	99.290	3:11.166	100.632	2
10	SSPR	64	Stephen McKNIGHT	Yamaha	b	4	12:54.387	3.266	98.871	3:11.027	100.706	3
11	SSPR	135	Rob BARBER	Yamaha	b	4	12:58.597	7.476	98.337	3:13.046	99.652	3
12	SSPR	25	Ivan SHANLEY	Yamaha - Ty-Rock	a	4	13:00.784	9.663	98.061	3:13.765	99.283	4
13	SSPR	30	Wayne KENNEDY	Suzuki - GB Racing	a	4	13:09.588	18.467	96.968	3:15.808	98.247	4
14	SSPR	96	Andy FARRELL	Yamaha - Farrelly Racing	a	4	13:11.596	20.475	96.722	3:16.946	97.679	2
15	SSPR	27	James McCANN	Yamaha - Inver Tool Hire	a	4	13:11.978	20.857	96.675	3:17.377	97.466	2
16	SSPR	26	Dennis BOOTH	Yamaha	a	4	13:12.137	21.016	96.656	3:17.531	97.390	2
17	SSPR	49	William COWDEN	Suzuki - PRF Racing	b	4	13:15.710	24.589	96.222	3:17.633	97.340	2
18	SSPR	100	Dave HEWSON	Yamaha	b	4	13:16.705	25.584	96.102	3:18.433	96.947	4
19	SSPR	35	Trevor FERGUSON	Triumph 675	b	4	13:16.970	25.849	96.070	3:18.127	97.097	2
20	SSPR	4	Sam DUNLOP	Yamaha - Crossan Motorcycles	a	4	13:27.782	36.661	94.784	3:20.312	96.038	4
21	SSPR	73	Derek COSTELLO	Yamaha	b	4	13:43.556	52.435	92.969	3:24.676	93.990	4
22	SSPR	131	Shaun ANDERSON	Yamaha - Moira MRC	a	4	13:50.196	59.075	92.225	3:13.463	99.438	4
23	SSPR	10	Tom LLEWELYN	Yamaha - McKinstry Racing	b	4	14:06.870	1:15.749	90.409	3:28.873	92.101	4
24	SSPR	176	James CHRISTIE	Yamaha	b	4	14:11.752	1:20.631	89.891	3:31.565	90.930	4
25	SSPR	84	Paddy WOODSIDE	Suzuki	b	4	14:16.489	1:25.368	89.394	3:33.692	90.024	2


Fastest Lap / New Lap Record 108.367 mph (Previously 105.282 mph)

SSPR	3	Michael DUNLOP	Yamaha - Street Sweep	a						2:57.522	108.367	5
------	---	----------------	-----------------------	---	--	--	--	--	--	----------	---------	---

Not Classified

DNF	SSPR	97	Seamus ELLIOTT	Yamaha - Logan Racing	b	4	13:00.159	9.038	98.140	3:12.926	99.714	4
DNF	SSPR	28	Wayne HAMILTON	Yamaha - Track Day Tools	b	2	6:31.694	3 Laps	97.244	3:15.269	98.518	2
DNF	SSPR	99	Andrew COURTNEY	Yamaha - Team Hardship Racing	b	1	3:15.941	4 Laps	96.214	3:15.941	96.214	1
DNF	SSPR	42	Dylan SCOTT	Yamaha	b	1	3:50.789	34.848	81.686	3:50.789	81.686	1

Provisional result to be confirmed by the Stewards of the Meeting subject to completion of technical inspections & the time limit for protests

Track	Tandragee	Signed		Organising Club	North Armagh MC&CC
Length(miles)	5.3438 Lap 1 (5.2368)		Chief Timekeeper	Warmup Started	
Weather	Cloudy			Race Started	12:26:52.218
Track	Dry	Issued At:	12:45:21	Gp Time Diff - b	29.14



MCUI
Ulster Centre
Timing
www.elaps-timing.com



Powered by
e-Laps II
© 2008
Walter Marks

AROUND A POUND TANDRAGEE 100

SUPERSPORT

Race 3 - Emerald Racing Magazine Supersport

Saturday, 07 May 2011

DETAILED RESULT



Race Classification

1 3 Michael DUNLOP

Total Time **14:59.376** Avg Speed **106.521** Behind
Best Time **2:57.522** Best Speed **108.367** On 5 Gp a

Lap	Elapsed Time	Lap Time	Lap Speed
1	3:01.977	3:01.977	103.597
2	6:01.563	2:59.586	107.121
3	9:02.493	3:00.930	106.326
4	12:01.854	2:59.361	107.256
5	14:59.376	2:57.522	108.367

2 77 Ryan FARQUHAR

Total Time **15:01.260** Avg Speed **106.298** Behind **1.884**
Best Time **2:59.443** Best Speed **107.207** On 4 Gp a

Lap	Elapsed Time	Lap Time	Lap Speed
1	3:02.355	3:02.355	103.382
2	6:01.916	2:59.561	107.136
3	9:02.125	3:00.209	106.751
4	12:01.568	2:59.443	107.207
5	15:01.260	2:59.692	107.058

3 13 Adrian ARCHIBALD

Total Time **15:33.671** Avg Speed **102.608** Behind **34.295**
Best Time **3:04.040** Best Speed **104.529** On 2 Gp a

Lap	Elapsed Time	Lap Time	Lap Speed
1	3:03.189	3:03.189	102.912
2	6:07.229	3:04.040	104.529
3	9:14.009	3:06.780	102.996
4	12:21.681	3:07.672	102.506
5	15:33.671	3:11.990	100.201

4 82 Derek SHEILS

Total Time **15:47.098** Avg Speed **101.154** Behind **47.722**
Best Time **3:08.869** Best Speed **101.856** On 2 Gp a

Lap	Elapsed Time	Lap Time	Lap Speed
1	3:08.334	3:08.334	100.100
2	6:17.203	3:08.869	101.856
3	9:28.256	3:11.053	100.692
4	12:37.897	3:09.641	101.442
5	15:47.098	3:09.201	101.678

Race Classification

5 16 John BURROWS

Total Time **15:47.533** Avg Speed **101.107** Behind **48.157**
Best Time **3:08.857** Best Speed **101.863** On 5 Gp a

Lap	Elapsed Time	Lap Time	Lap Speed
1	3:07.109	3:07.109	100.756
2	6:17.061	3:09.952	101.276
3	9:28.872	3:11.811	100.294
4	12:38.676	3:09.804	101.355
5	15:47.533	3:08.857	101.863

6 71 Davy MORGAN

Total Time **15:48.236** Avg Speed **101.032** Behind **48.860**
Best Time **3:06.132** Best Speed **103.354** On 5 Gp a

Lap	Elapsed Time	Lap Time	Lap Speed
1	3:13.432	3:13.432	97.462
2	6:22.482	3:09.050	101.759
3	9:32.929	3:10.447	101.012
4	12:42.104	3:09.175	101.692
5	15:48.236	3:06.132	103.354

7 150 William DAVISON

Total Time **15:51.206** Avg Speed **100.717** Behind **51.830**
Best Time **3:08.605** Best Speed **101.999** On 5 Gp a

Lap	Elapsed Time	Lap Time	Lap Speed
1	3:11.283	3:11.283	98.557
2	6:21.647	3:10.364	101.056
3	9:32.552	3:10.905	100.770
4	12:42.601	3:10.049	101.224
5	15:51.206	3:08.605	101.999

8 63 David MULLIGAN

Total Time **15:53.335** Avg Speed **100.492** Behind **53.959**
Best Time **3:09.355** Best Speed **101.595** On 5 Gp a

Lap	Elapsed Time	Lap Time	Lap Speed
1	3:11.928	3:11.928	98.226
2	6:22.306	3:10.378	101.049
3	9:33.140	3:10.834	100.808
4	12:43.980	3:10.840	100.804
5	15:53.335	3:09.355	101.595



MCUI
Ulster Centre
Timing
www.elaps-timing.com



Powered by
e-Laps II
© 2008
Walter Marks

AROUND A POUND TANDRAGEE 100

SUPERSPORT

Race 3 - Emerald Racing Magazine Supersport

Saturday, 07 May 2011

DETAILED RESULT



Race Classification

9 93 Paul CRANSTON

Total Time **12:51.121** Avg Speed **99.290** Behind **1 Lap**
Best Time **3:11.166** Best Speed **100.632** On **2** Gp **a**

Lap	Elapsed Time	Lap Time	Lap Speed
1	3:13.892	3:13.892	97.231
2	6:25.058	3:11.166	100.632
3	9:37.595	3:12.537	99.916
4	12:51.121	3:13.526	99.405

10 64 Stephen McKNIGHT

Total Time **12:54.387** Avg Speed **98.871** Behind **3.266**
Best Time **3:11.027** Best Speed **100.706** On **3** Gp **b**

Lap	Elapsed Time	Lap Time	Lap Speed
1	3:17.190	3:17.190	95.605
2	6:32.070	3:14.880	98.715
3	9:43.097	3:11.027	100.706
4	12:54.387	3:11.290	100.567

11 135 Rob BARBER

Total Time **12:58.597** Avg Speed **98.337** Behind **7.476**
Best Time **3:13.046** Best Speed **99.652** On **3** Gp **b**

Lap	Elapsed Time	Lap Time	Lap Speed
1	3:16.974	3:16.974	95.710
2	6:30.852	3:13.878	99.225
3	9:43.898	3:13.046	99.652
4	12:58.597	3:14.699	98.806

12 25 Ivan SHANLEY

Total Time **13:00.784** Avg Speed **98.061** Behind **9.663**
Best Time **3:13.765** Best Speed **99.283** On **4** Gp **a**

Lap	Elapsed Time	Lap Time	Lap Speed
1	3:18.147	3:18.147	95.143
2	6:33.005	3:14.858	98.726
3	9:47.019	3:14.014	99.155
4	13:00.784	3:13.765	99.283

13 30 Wayne KENNEDY

Total Time **13:09.588** Avg Speed **96.968** Behind **18.467**
Best Time **3:15.808** Best Speed **98.247** On **4** Gp **a**

Lap	Elapsed Time	Lap Time	Lap Speed
1	3:18.545	3:18.545	94.952
2	6:36.235	3:17.690	97.311
3	9:53.780	3:17.545	97.383
4	13:09.588	3:15.808	98.247

Race Classification

14 96 Andy FARRELL

Total Time **13:11.596** Avg Speed **96.722** Behind **20.475**
Best Time **3:16.946** Best Speed **97.679** On **2** Gp **a**

Lap	Elapsed Time	Lap Time	Lap Speed
1	3:18.896	3:18.896	94.785
2	6:35.842	3:16.946	97.679
3	9:53.360	3:17.518	97.396
4	13:11.596	3:18.236	97.043

15 27 James McCANN

Total Time **13:11.978** Avg Speed **96.675** Behind **20.857**
Best Time **3:17.377** Best Speed **97.466** On **2** Gp **a**

Lap	Elapsed Time	Lap Time	Lap Speed
1	3:19.380	3:19.380	94.555
2	6:36.757	3:17.377	97.466
3	9:54.262	3:17.505	97.403
4	13:11.978	3:17.716	97.299

16 26 Dennis BOOTH

Total Time **13:12.137** Avg Speed **96.656** Behind **21.016**
Best Time **3:17.531** Best Speed **97.390** On **2** Gp **a**

Lap	Elapsed Time	Lap Time	Lap Speed
1	3:18.026	3:18.026	95.201
2	6:35.557	3:17.531	97.390
3	9:53.959	3:18.402	96.962
4	13:12.137	3:18.178	97.072

17 49 William COWDEN

Total Time **13:15.710** Avg Speed **96.222** Behind **24.589**
Best Time **3:17.633** Best Speed **97.340** On **2** Gp **b**

Lap	Elapsed Time	Lap Time	Lap Speed
1	3:20.086	3:20.086	94.221
2	6:37.719	3:17.633	97.340
3	9:57.090	3:19.371	96.491
4	13:15.710	3:18.620	96.856

18 100 Dave HEWSON

Total Time **13:16.705** Avg Speed **96.102** Behind **25.584**
Best Time **3:18.433** Best Speed **96.947** On **4** Gp **b**

Lap	Elapsed Time	Lap Time	Lap Speed
1	3:20.734	3:20.734	93.917
2	6:39.271	3:18.537	96.896
3	9:58.272	3:19.001	96.670
4	13:16.705	3:18.433	96.947



MCUI
Ulster Centre
Timing
www.elaps-timing.com



Powered by
e-Laps II
© 2008
Walter Marks

AROUND A POUND TANDRAGEE 100

SUPERSPORT

Race 3 - Emerald Racing Magazine Supersport

Saturday, 07 May 2011

DETAILED RESULT



Race Classification

19 35 Trevor FERGUSON

Total Time **13:16.970** Avg Speed **96.070** Behind **25.849**
Best Time **3:18.127** Best Speed **97.097** On **2** Gp **b**

Lap	Elapsed Time	Lap Time	Lap Speed
1	3:21.445	3:21.445	93.585
2	6:39.572	3:18.127	97.097
3	9:58.725	3:19.153	96.597
4	13:16.970	3:18.245	97.039

20 4 Sam DUNLOP

Total Time **13:27.782** Avg Speed **94.784** Behind **36.661**
Best Time **3:20.312** Best Speed **96.038** On **4** Gp **a**

Lap	Elapsed Time	Lap Time	Lap Speed
1	3:24.894	3:24.894	92.010
2	6:46.010	3:21.116	95.654
3	10:07.470	3:21.460	95.490
4	13:27.782	3:20.312	96.038

21 73 Derek COSTELLO

Total Time **13:43.556** Avg Speed **92.969** Behind **52.435**
Best Time **3:24.676** Best Speed **93.990** On **4** Gp **b**

Lap	Elapsed Time	Lap Time	Lap Speed
1	3:27.470	3:27.470	90.868
2	6:53.068	3:25.598	93.569
3	10:18.880	3:25.812	93.471
4	13:43.556	3:24.676	93.990

22 131 Shaun ANDERSON

Total Time **13:50.196** Avg Speed **92.225** Behind **59.075**
Best Time **3:13.463** Best Speed **99.438** On **4** Gp **a**

Lap	Elapsed Time	Lap Time	Lap Speed
1	3:13.250	3:13.250	97.554
2	7:21.184	4:07.934	77.591
3	10:36.733	3:15.549	98.377
4	13:50.196	3:13.463	99.438

23 10 Tom LLEWELYN

Total Time **14:06.870** Avg Speed **90.409** Behind **1:15.749**
Best Time **3:28.873** Best Speed **92.101** On **4** Gp **b**

Lap	Elapsed Time	Lap Time	Lap Speed
1	3:34.328	3:34.328	87.960
2	7:07.693	3:33.365	90.162
3	10:37.997	3:30.304	91.475
4	14:06.870	3:28.873	92.101

Race Classification

24 176 James CHRISTIE

Total Time **14:11.752** Avg Speed **89.891** Behind **1:20.631**
Best Time **3:31.565** Best Speed **90.930** On **4** Gp **b**

Lap	Elapsed Time	Lap Time	Lap Speed
1	3:33.811	3:33.811	88.173
2	7:06.873	3:33.062	90.291
3	10:40.187	3:33.314	90.184
4	14:11.752	3:31.565	90.930

25 84 Paddy WOODSIDE

Total Time **14:16.489** Avg Speed **89.394** Behind **1:25.368**
Best Time **3:33.692** Best Speed **90.024** On **2** Gp **b**

Lap	Elapsed Time	Lap Time	Lap Speed
1	3:33.555	3:33.555	88.278
2	7:07.247	3:33.692	90.024
3	10:41.781	3:34.534	89.671
4	14:16.489	3:34.708	89.598

Not Classified

DNF 97 Seamus ELLIOTT

Total Time **13:00.159** Avg Speed **98.140** Behind **9.038**
Best Time **3:12.926** Best Speed **99.714** On **4** Gp **b**

Lap	Elapsed Time	Lap Time	Lap Speed
1	3:19.722	3:19.722	94.393
2	6:32.711	3:12.989	99.682
3	9:47.233	3:14.522	98.896
4	13:00.159	3:12.926	99.714

DNF 28 Wayne HAMILTON

Total Time **6:31.694** Avg Speed **97.244** Behind **3 Laps**
Best Time **3:15.269** Best Speed **98.518** On **2** Gp **b**

Lap	Elapsed Time	Lap Time	Lap Speed
1	3:16.425	3:16.425	95.977
2	6:31.694	3:15.269	98.518

DNF 99 Andrew COURTNEY

Total Time **3:15.941** Avg Speed **96.214** Behind **4 Laps**
Best Time **3:15.941** Best Speed **96.214** On **1** Gp **b**

Lap	Elapsed Time	Lap Time	Lap Speed
1	3:15.941	3:15.941	96.214



MCUI
Ulster Centre
Timing
www.elaps-timing.com



Powered by
e-Laps II
© 2008
Walter Marks

AROUND A POUND TANDRAGEE 100

SUPERSPORT

Race 3 - Emerald Racing Magazine Supersport

Saturday, 07 May 2011

DETAILED RESULT



Not Classified

DNF 42 Dylan SCOTT

Total Time **3:50.789** Avg Speed **81.686** Behind **34.848**

Best Time **3:50.789** Best Speed **81.686** On 1 Gp **b**

Lap	Elapsed Time	Lap Time	Lap Speed
1	3:50.789	3:50.789	81.686

AROUND A POUND TANDRAGEE 100

SUPERSPORT

Race 3 - Emerald Racing Magazine Supersport

LAP CHART



1					2					3				
No	Name	G	Elapsed Time	Lap Time	No	Name	G	Elapsed Time	Lap Time	No	Name	G	Elapsed Time	Lap Time
3	Michael DUNLOP	a	3:01.977	3:01.977	3	Michael DUNLOP	a	6:01.563	2:59.586	77	Ryan FARQUHAR	a	9:02.125	3:00.209
77	Ryan FARQUHAR	a	3:02.355	3:02.355	77	Ryan FARQUHAR	a	6:01.916	2:59.561	3	Michael DUNLOP	a	9:02.493	3:00.930
13	Adrian ARCHIBALD	a	3:03.189	3:03.189	13	Adrian ARCHIBALD	a	6:07.229	3:04.040	13	Adrian ARCHIBALD	a	9:14.009	3:06.780
16	John BURROWS	a	3:07.109	3:07.109	16	John BURROWS	a	6:17.061	3:09.952	82	Derek SHEILS	a	9:28.256	3:11.053
82	Derek SHEILS	a	3:08.334	3:08.334	82	Derek SHEILS	a	6:17.203	3:08.869	16	John BURROWS	a	9:28.872	3:11.811
150	William DAVISON	a	3:11.283	3:11.283	150	William DAVISON	a	6:21.647	3:10.364	150	William DAVISON	a	9:32.552	3:10.905
63	David MULLIGAN	a	3:11.928	3:11.928	63	David MULLIGAN	a	6:22.306	3:10.378	71	Davy MORGAN	a	9:32.929	3:10.447
131	Shaun ANDERSON	a	3:13.250	3:13.250	71	Davy MORGAN	a	6:22.482	3:09.050	63	David MULLIGAN	a	9:33.140	3:10.834
71	Davy MORGAN	a	3:13.432	3:13.432	93	Paul CRANSTON	a	6:25.058	3:11.166	93	Paul CRANSTON	a	9:37.595	3:12.537
93	Paul CRANSTON	a	3:13.892	3:13.892	135	Rob BARBER	b	6:30.852	3:13.878	64	Stephen McKNIGHT	b	9:43.097	3:11.027
99	Andrew COURTNEY	b	3:15.941	3:15.941	28	Wayne HAMILTON	b	6:31.694	3:15.269	135	Rob BARBER	b	9:43.898	3:13.046
28	Wayne HAMILTON	b	3:16.425	3:16.425	64	Stephen McKNIGHT	b	6:32.070	3:14.880	25	Ivan SHANLEY	a	9:47.019	3:14.014
135	Rob BARBER	b	3:16.974	3:16.974	97	Seamus ELLIOTT	b	6:32.711	3:12.989	97	Seamus ELLIOTT	b	9:47.233	3:14.522
64	Stephen McKNIGHT	b	3:17.190	3:17.190	25	Ivan SHANLEY	a	6:33.005	3:14.858	96	Andy FARRELL	a	9:53.360	3:17.518
26	Dennis BOOTH	a	3:18.026	3:18.026	26	Dennis BOOTH	a	6:35.557	3:17.531	30	Wayne KENNEDY	a	9:53.780	3:17.545
25	Ivan SHANLEY	a	3:18.147	3:18.147	96	Andy FARRELL	a	6:35.842	3:16.946	26	Dennis BOOTH	a	9:53.959	3:18.402
30	Wayne KENNEDY	a	3:18.545	3:18.545	30	Wayne KENNEDY	a	6:36.235	3:17.690	27	James McCANN	a	9:54.262	3:17.505
96	Andy FARRELL	a	3:18.896	3:18.896	27	James McCANN	a	6:36.757	3:17.377	49	William COWDEN	b	9:57.090	3:19.371
27	James McCANN	a	3:19.380	3:19.380	49	William COWDEN	b	6:37.719	3:17.633	100	Dave HEWSON	b	9:58.272	3:19.001
97	Seamus ELLIOTT	b	3:19.722	3:19.722	100	Dave HEWSON	b	6:39.271	3:18.537	35	Trevor FERGUSON	b	9:58.725	3:19.153
49	William COWDEN	b	3:20.086	3:20.086	35	Trevor FERGUSON	b	6:39.572	3:18.127	4	Sam DUNLOP	a	10:07.470	3:21.460
100	Dave HEWSON	b	3:20.734	3:20.734	4	Sam DUNLOP	a	6:46.010	3:21.116	73	Derek COSTELLO	b	10:18.880	3:25.812
35	Trevor FERGUSON	b	3:21.445	3:21.445	73	Derek COSTELLO	b	6:53.068	3:25.598	131	Shaun ANDERSON	a	10:36.733	3:15.549
4	Sam DUNLOP	a	3:24.894	3:24.894	176	James CHRISTIE	b	7:06.873	3:33.062	10	Tom LLEWELYN	b	10:37.997	3:30.304
73	Derek COSTELLO	b	3:27.470	3:27.470	84	Paddy WOODSIDE	b	7:07.247	3:33.692	176	James CHRISTIE	b	10:40.187	3:33.314
84	Paddy WOODSIDE	b	3:33.555	3:33.555	10	Tom LLEWELYN	b	7:07.693	3:33.365	84	Paddy WOODSIDE	b	10:41.781	3:34.534
176	James CHRISTIE	b	3:33.811	3:33.811	131	Shaun ANDERSON	a	7:21.184	4:07.934					
10	Tom LLEWELYN	b	3:34.328	3:34.328										
42	Dylan SCOTT	b	3:50.789	3:50.789										

AROUND A POUND TANDRAGEE 100

SUPERSPORT

Race 3 - Emerald Racing Magazine Supersport

LAP CHART



4

No	Name	G	Elapsed Time	Lap Time
77	Ryan FARQUHAR	a	12:01.568	2:59.443
3	Michael DUNLOP	a	12:01.854	2:59.361
13	Adrian ARCHIBALD	a	12:21.681	3:07.672
82	Derek SHEILS	a	12:37.897	3:09.641
16	John BURROWS	a	12:38.676	3:09.804
71	Davy MORGAN	a	12:42.104	3:09.175
150	William DAVISON	a	12:42.601	3:10.049
63	David MULLIGAN	a	12:43.980	3:10.840
93	Paul CRANSTON	a	12:51.121	3:13.526
64	Stephen McKNIGHT	b	12:54.387	3:11.290
135	Rob BARBER	b	12:58.597	3:14.699
97	Seamus ELLIOTT	b	13:00.159	3:12.926
25	Ivan SHANLEY	a	13:00.784	3:13.765
30	Wayne KENNEDY	a	13:09.588	3:15.808
96	Andy FARRELL	a	13:11.596	3:18.236
27	James McCANN	a	13:11.978	3:17.716
26	Dennis BOOTH	a	13:12.137	3:18.178
49	William COWDEN	b	13:15.710	3:18.620
100	Dave HEWSON	b	13:16.705	3:18.433
35	Trevor FERGUSON	b	13:16.970	3:18.245
4	Sam DUNLOP	a	13:27.782	3:20.312
73	Derek COSTELLO	b	13:43.556	3:24.676
131	Shaun ANDERSON	a	13:50.196	3:13.463
10	Tom LLEWELYN	b	14:06.870	3:28.873
176	James CHRISTIE	b	14:11.752	3:31.565
84	Paddy WOODSIDE	b	14:16.489	3:34.708

5

No	Name	G	Elapsed Time	Lap Time
3	Michael DUNLOP	a	14:59.376	2:57.522
77	Ryan FARQUHAR	a	15:01.260	2:59.692
13	Adrian ARCHIBALD	a	15:33.671	3:11.990
82	Derek SHEILS	a	15:47.098	3:09.201
16	John BURROWS	a	15:47.533	3:08.857
71	Davy MORGAN	a	15:48.236	3:06.132
150	William DAVISON	a	15:51.206	3:08.605
63	David MULLIGAN	a	15:53.335	3:09.355

IRISH ROAD RACE SUPERSPORT (subject to confirmation)

2011

Pos	No.	Name	Total	Diff	Gap	#1	#2
						R9	R3
1	77	Ryan FARQUHAR	45	0	0	25	20
2	3	Michael DUNLOP	38	7	7	13	25
3	13	Adrian ARCHIBALD	22	23	16	6	16
4	82	Derek SHEILS	21	24	1	8	13
5	86	Cameron DONALD	20	25	1	20	x
6	7	Guy MARTIN	16	29	4	16	x
7	16	John BURROWS	14	31	2	3	11
8	150	William DAVISON	13	32	1	4	9
9	71	Davy MORGAN	12	33	1	2	10
10	36	Michael PEARSON	11	34	1	11	x
11	6	William DUNLOP	10	35	1	10	x
12	38	Gary ROBINSON	9	36	1	9	x
13	63	David MULLIGAN	8	37	1	x	8
14	93	Paul CRANSTON	7	38	1	x	7
15	128	Wayne HAMILTON	7	38	0	7	x
16	64	Stephen McKNIGHT	6	39	1	x	6
17	135	Rob BARBER	5	40	1	x	5
18	65	Michael SWEENEY	5	40	0	5	x
19	25	Ivan SHANLEY	4	41	1	x	4
20	30	Wayne KENNEDY	3	42	1	x	3
21	96	Andy FARRELL	2	43	1	x	2
22	27	James McCANN	1	44	1	x	1
23	97	Seamus ELLIOTT	1	44	0	1	x

Event Legend

#1 29/04/2011 ROYAL HOTEL & BRAESIDE COOKSTOWN 100

#2 06/05/2011 AROUND A POUND TANDRAGEE 100

ULSTER ROAD RACE SUPERSPORT (subject to confirmation)

2011

Pos	No.	Name	Total	Diff	Gap	#1	#2
						R9	R1
1	77	Ryan FARQUHAR	45	0	0	25	20
2	3	Michael DUNLOP	38	7	7	13	25
3	13	Adrian ARCHIBALD	22	23	16	6	16
4	82	Derek SHEILS	21	24	1	8	13
5	86	Cameron DONALD	20	25	1	20	x
6	7	Guy MARTIN	16	29	4	16	x
7	16	John BURROWS	14	31	2	3	11
8	150	William DAVISON	13	32	1	4	9
9	71	Davy MORGAN	12	33	1	2	10
10	36	Michael PEARSON	11	34	1	11	x
11	6	William DUNLOP	10	35	1	10	x
12	38	Gary ROBINSON	9	36	1	9	x
13	63	David MULLIGAN	8	37	1	x	8
14	93	Paul CRANSTON	7	38	1	x	7
15	128	Wayne HAMILTON	7	38	0	7	x
16	64	Stephen McKNIGHT	6	39	1	x	6
17	135	Rob BARBER	5	40	1	x	5
18	65	Michael SWEENEY	5	40	0	5	x
19	25	Ivan SHANLEY	4	41	1	x	4
20	30	Wayne KENNEDY	3	42	1	x	3
21	96	Andy FARRELL	2	43	1	x	2
22	27	James McCANN	1	44	1	x	1
23	97	Seamus ELLIOTT	1	44	0	1	x

Event Legend

#1 29/04/2011 ROYAL HOTEL & BRAESIDE COOKSTOWN 100

#2 06/05/2011 AROUND A POUND TANDRAGEE 100