

# Around A Pound

TANDRAGEE 100

Friday 6<sup>th</sup> & Saturday 7<sup>th</sup> May 2011

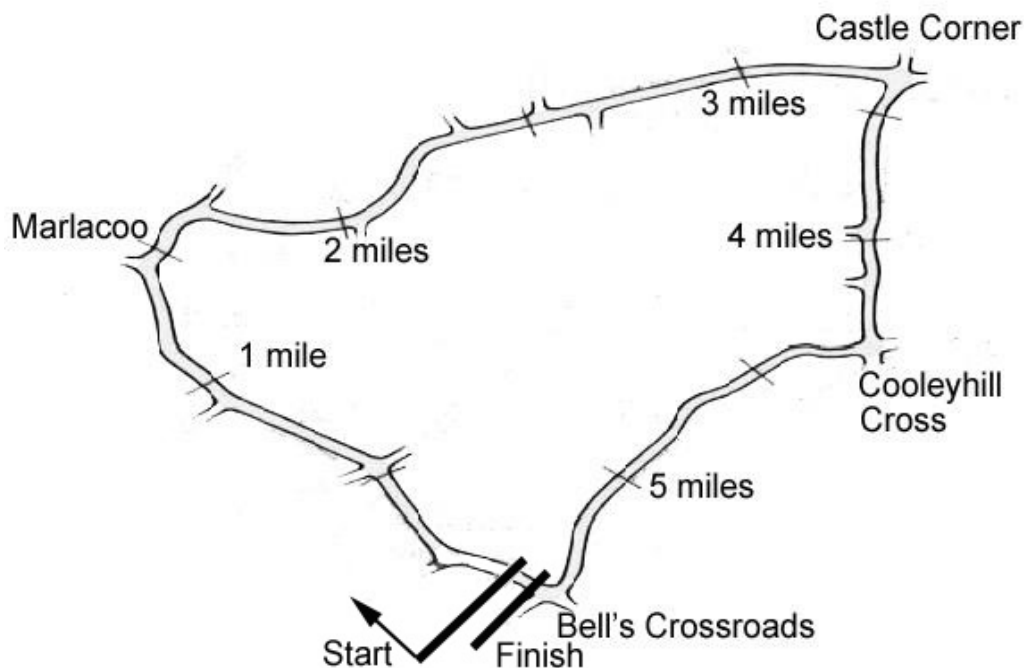
promoted by North Armagh MC & CC  
[www.tandragee100.co.uk](http://www.tandragee100.co.uk)



SUPERTWINS



# Tandragee Circuit 5.34375 miles



## LAP RECORDS

Class	Rider	Machine	m s	mph	Year
125cc	Robert Dunlop	Honda	3 19.38	96.487	1999
Moto 450	to be established				
250cc	Phillip McCallen	Honda	3 10.0	101.25	1991
Supersport 400	Dave Leach	Yamaha	3 20.0	96.19	1995
Supertwins	Ryan Farquhar	Kawasaki 650	3 22.556	94.974	2009*
Supersport	Cameron Donald	Honda	3 02.724	105.282	2007*
Open 1000cc	Cameron Donald	Honda	2 59.908	106.930	2007*
Senior Support	Victor Gilmore	Kawasaki 750	3 14.29	99.014	1999
Junior Support	Michael Dunlop	Yamaha 250	3 20.909	95.752	2006*
Classic 1000cc	Stewart Parkhill	BSA 750	3 29.69	91.74	1996
Classic 500cc	Bob Jackson	Norton	3 27.03	92.921	1998
Classic 350cc	Colin Rodgers	Honda	3 38.59	88.007	1999
Classic 250cc	Gary Long	Suzuki	3 42.23	86.566	1997

\* lap records set with chicane in place at Lough Road

## MOST WINS at TANDRAGEE 100

Joey Dunlop	18	1971 - 00
Brian Reid	14	1980 - 94
Ray McCullough	10	1971 - 82
Phillip McCallen	9	1988 - 99
Sam McClements	8	1981 - 89
Robert Dunlop	7	1985 - 06
Ryan Farquhar	7	1996 - 09

## ALL TIME IRISH ROAD RACE WINNERS (after Cookstown 100 2011)

Most Wins at All Irish Road Race Meetings			Most Wins at Irish National Road Race Meetings		
1.	Ryan Farquhar	160 1995-11	1.	Ryan Farquhar	150 1995-11
2.	Joey Dunlop	156 1971-00	2.	Joey Dunlop	119 1971-00
3.	Robert Dunlop	135 1980-08	3.	Robert Dunlop	111 1980-08
4.	Ray McCullough	109 1960-82	4.	Ray McCullough	99 1960-82
	Phillip McCallen	109 1987-99	5.	Phillip McCallen	84 1987-99

# AROUND A POUND TANDRAGEE 100

250cc GP & SUPERTWINS

Controlled Practice


Friday, 06 May 2011



## Race 7 - Supertwins

Pos	Class	No	Name	Machine / Sponsor	Best Lap			Total Laps	
					Time	Behind	Speed		
Qualifying Classification									
1	STwins	46	Shaun ANDERSON	Kawasaki 650 - ARD	4:04.322		78.738	3	4
2	STwins	171	Dave WALSH	Suzuki 650 - Selective Developments	4:22.550	18.228	73.272	2	4
3	STwins	125	Nigel HOWARD	Suzuki 650	4:25.654	21.332	72.416	4	4
4	STwins	69	Ronnie SCOTT	Suzuki 650	4:28.313	23.991	71.698	4	4
5	STwins	51	Mark MORGAN	Kawasaki 650 - Sam McKeown	4:42.609	38.287	68.071	4	4

Provisional result to be confirmed by the Stewards of the Meeting subject to completion of technical inspections & the time limit for protests

Track	<b>Tandragee</b>	Signed		Organising Club	<b>North Armagh MC&amp;CC</b>
Length(miles)	<b>5.3438</b> Lap 1 (5.2368)		Chief Timekeeper	Qualifying Started	<b>20:31:36.401</b>
Weather	<b>Light Rain</b>	Issued At:	20:52:47		
Track	<b>Wet</b>				



**MCUI**  
Ulster Centre  
Timing  
www.elaps-timing.com



Powered by  
**e-Laps II**  
© 2008  
Walter Marks

# AROUND A POUND TANDRAGEE 100

## 250cc GP & SUPERTWINS

Controlled Practice

Friday, 06 May 2011

## DETAILED RESULT

Race 7 - Supertwins



### Qualifying Classification

Position

#### **1** 46 Shaun ANDERSON

STwins Behind

Best Time **4:04.322** Best Speed **78.738** On **3** Gp **a**

Lap	Elapsed Time	Lap Time	Lap Speed
1	5:22.994	5:22.994	58.367
2	9:40.043	4:17.049	74.840
3	13:44.365	4:04.322	78.738
4	17:58.083	4:13.718	75.822

#### **2** 171 Dave WALSH

STwins Behind **18.228**

Best Time **4:22.550** Best Speed **73.272** On **2** Gp **a**

Lap	Elapsed Time	Lap Time	Lap Speed
1	9:43.222	9:43.222	32.324
2	14:09.938	4:26.716	72.127
3	18:41.508	4:31.570	70.838

#### **3** 125 Nigel HOWARD

STwins Behind **21.332**

Best Time **4:25.654** Best Speed **72.416** On **4** Gp **a**

Lap	Elapsed Time	Lap Time	Lap Speed
1	5:35.522	5:35.522	56.188
2	10:17.864	4:42.342	68.135
3	14:54.283	4:36.419	69.595
4	19:19.937	4:25.654	72.416

#### **4** 69 Ronnie SCOTT

STwins Behind **23.991**

Best Time **4:28.313** Best Speed **71.698** On **4** Gp **a**

Lap	Elapsed Time	Lap Time	Lap Speed
1	5:38.364	5:38.364	55.716
2	10:18.737	4:40.373	68.614
3	14:55.002	4:36.265	69.634
4	19:23.315	4:28.313	71.698

#### **5** 51 Mark MORGAN

STwins Behind **38.287**

Best Time **4:42.609** Best Speed **68.071** On **4** Gp **a**

Lap	Elapsed Time	Lap Time	Lap Speed
1	5:54.023	5:54.023	53.252
2	10:51.425	4:57.402	64.685
3	15:36.036	4:44.611	67.592
4	20:18.645	4:42.609	68.071

AROUND A POUND TANDRAGEE 100

250cc GP & SUPERTWINS

Tandragee 5.344 Miles

R7: Tayto 250GP/SS400/Supertwins Race

07/05/2011 15:30

Race (6 Laps)

**Race 7 - 250GP/SUPERTWINS Page 1 of 2**

13			
12	A	B	C
11	73	51	
10	A	B	C
9	171	35	47
8	A	B	C
7	46	103	
6	A	B	C
5	135	113	27
4	A	B	C
3	13	150	
2	A	B	C
1	77	96	16
0	A	B	C
6			
5	A	B	C
4	11	144	
3	A	B	C
2	28	57	
1	A	B	C
0	104	17	18
0	A	B	C
0	1	9	
0	A	B	C
0	6	97	71
0	A	B	C

POLE POSITION A



AROUND A POUND TANDRAGEE 100

250cc GP & SUPERTWINS


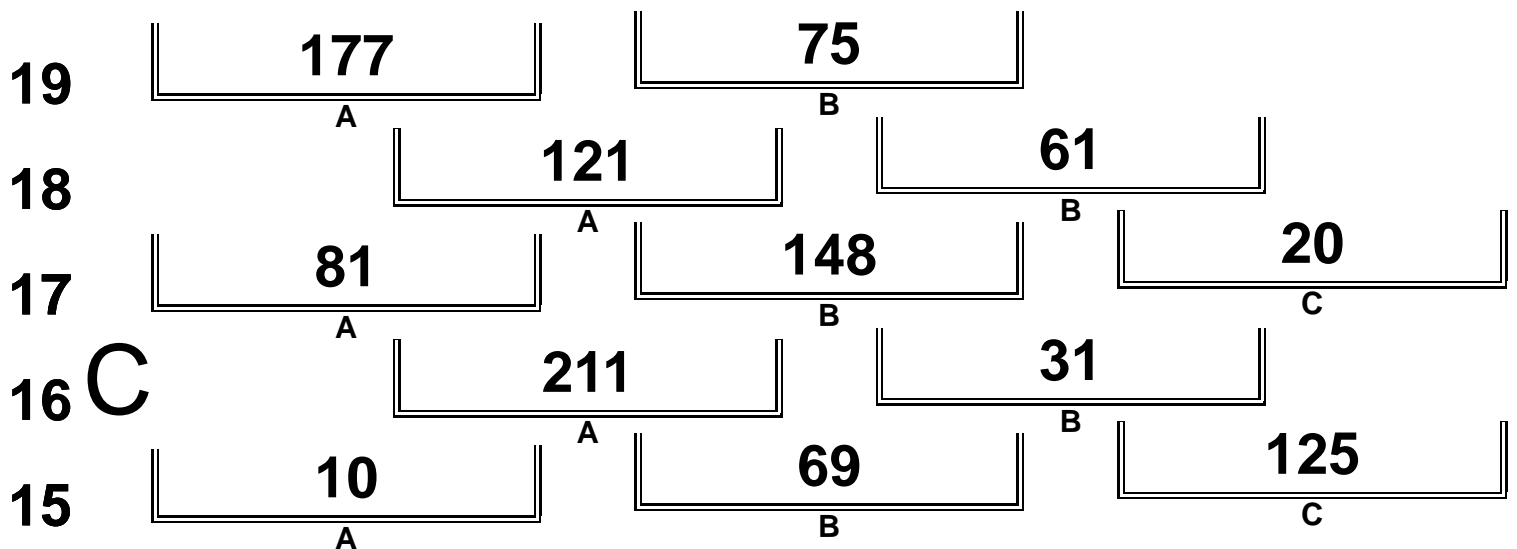
Tandragee 5.344 Miles

R7: Tayto 250GP/SS400/Supertwins Race

07/05/2011 15:30

Race (6 Laps)

Race 7 - 250GP/SUPERTWINS Page 2 of 2



# AROUND A POUND TANDRAGEE 100

## 250cc GP & SUPERTWINS

### Race 7 - Tayto 250cc & Supertwins

Saturday, 07 May 2011



#### 250cc GP

Pos	Class	No	Name	Machine / Sponsor	Gp	Laps	Total Time	Behind	Speed	-----Best Lap-----		
										Time	Speed	On
1	250R	6	William DUNLOP	Honda - MD	a	4	13:04.093		97.648	3:11.529	100.442	3
2	250R	97	Seamus ELLIOTT	Honda - Logan Racing	a	4	13:06.321	2.228	97.371	3:14.947	98.681	3
3	250R	71	Davy MORGAN	Honda - DM71 Supporters Club	a	4	13:17.937	13.844	95.953	3:16.859	97.722	3
4	250R	1	Darren BURNS	Honda - D & G W Racing	a	4	13:20.636	16.543	95.630	3:15.171	98.567	3
5	250R	104	Daley MATHISON	Honda - D & G W Racing	a	4	13:28.795	24.702	94.665	3:21.567	95.440	3
6	250R	57	Ian MORRELL	Honda	a	4	13:46.322	42.229	92.657	3:24.889	93.892	4
7	250R	9	Wayne KENNEDY	Honda - Cleaver Browne	a	4	13:48.493	44.400	92.415	3:27.629	92.653	2
8	250R	11	Peter WAKEFIELD	Honda - PW Racing	a	4	15:44.171	2:40.078	81.092	3:45.956	85.138	2

#### Fastest Lap

250R	6	William DUNLOP	Honda - MD	a						3:11.529	100.442	3
------	---	----------------	------------	---	--	--	--	--	--	----------	---------	---

#### Not Classified

DNF	250R	18	Paul ROBINSON	Honda - D & G W Racing	a	1	3:23.999	3 Laps	92.414	3:23.999	92.414	1
-----	------	----	---------------	------------------------	---	---	----------	--------	--------	----------	--------	---

## Race 7 - Supertwins

Pos	Class	No	Name	Machine / Sponsor	Gp	Laps	Total Time	Behind	Speed	-----Best Lap-----		
										Time	Speed	On


#### Race Classification

1	STwins	77	Ryan FARQUHAR	Kawasaki 650 - KMR / BA Components	b	4	12:46.551		99.882	3:10.347	101.065	4
2	STwins	13	Adrian ARCHIBALD	Kawasaki 650 - KMR / BA Components	b	4	12:46.737	0.186	99.858	3:10.196	101.146	4
3	STwins	16	John BURROWS	Kawasaki 650 - KBM Racing	b	4	13:15.108	28.557	96.295	3:17.512	97.399	2
4	STwins	96	Andy FARRELL	Kawasaki 650 - Farrelly Racing	b	4	13:22.480	35.929	95.410	3:19.644	96.359	2
5	STwins	150	William DAVISON	Kawasaki 650 - Maine Road Racing Club	b	4	13:22.813	36.262	95.371	3:19.371	96.491	2
6	STwins	28	Wayne HAMILTON	Kawasaki 650 - Track Day Tools	b	4	13:43.438	56.887	92.982	3:22.845	94.838	3
7	STwins	27	James McCANN	Kawasaki 650 - P.K. Racing	b	4	13:43.907	57.356	92.929	3:25.824	93.466	3
8	STwins	135	Trevor FERGUSON	Kawasaki 650 - KMR / BA Components	b	4	13:44.221	57.670	92.894	3:24.194	94.212	4
9	STwins	113	Ronan PENTONY	Suzuki 650	b	4	13:49.126	1:02.575	92.344	3:25.763	93.493	3
10	STwins	73	Derek COSTELLO	Kawasaki 650	b	4	14:04.307	1:17.756	90.684	3:29.795	91.697	4
11	STwins	10	Tom LLEWELYN	Kawasaki Versys 650 - McKinstry Racing	c	4	14:04.780	1:18.229	90.633	3:30.694	91.305	4
12	STwins	103	Reuben McPHEE	Suzuki 650 - North West Gas	b	4	14:17.395	1:30.844	89.299	3:33.290	90.194	2
13	STwins	125	Nigel HOWARD	Suzuki 650	c	4	14:24.791	1:38.240	88.536	3:35.958	89.080	3
14	STwins	69	Ronnie SCOTT	Suzuki 650	c	4	14:26.916	1:40.365	88.319	3:37.070	88.623	4
15	STwins	31	Paul MAGUIRE	Suzuki 650	c	4	14:36.624	1:50.073	87.341	3:37.810	88.322	4
16	STwins	51	Mark MORGAN	Kawasaki 650 - Sam McKeown	b	4	14:41.429	1:54.878	86.864	3:39.747	87.544	2
17	STwins	35	Colin McWHIRTER	Suzuki 650 - Hot Stuff	b	4	14:46.493	1:59.942	86.368	3:35.997	89.064	4
18	STwins	47	David BLACK	Suzuki 650	b	4	14:52.064	2:05.513	85.829	3:40.274	87.334	4
19	STwins	211	Tim STEPHENSON	Suzuki 650	c	4	14:54.997	2:08.446	85.548	3:42.396	86.501	2
20	STwins	81	Julian KIRK	Kawasaki 650	c	4	15:16.859	2:30.308	83.508	3:46.426	84.962	2
21	STwins	148	Yvonne MONTGOMERY	Suzuki 650	c	4	15:57.753	3:11.202	79.942	3:59.445	80.342	3

#### Fastest Lap / New Lap Record 101.146 mph (Previously 94.974 mph)

STwins	13	Adrian ARCHIBALD	Kawasaki 650 - KMR / BA Components	b						3:10.196	101.146	4
--------	----	------------------	------------------------------------	---	--	--	--	--	--	----------	---------	---

Provisional result to be confirmed by the Stewards of the Meeting subject to completion of technical inspections & the time limit for protests

Track	<b>Tandragee</b>	Signed		Organising Club	<b>North Armagh MC&amp;CC</b>
Length(miles)	<b>5.3438</b> Lap 1 (5.2368)		Chief Timekeeper	Warmup Started	
Weather	<b>Cloudy</b>	Issued At:	15:23:31	Race Started	<b>15:05:31.503</b>
Track	<b>Dry</b>			Gp Time Diff - b	<b>26.68 / c 56.35</b>



MCUI  
Ulster Centre  
Timing  
www.elaps-timing.com



Powered by  
e-Laps II  
© 2008  
Walter Marks

# AROUND A POUND TANDRAGEE 100

## 250cc GP & SUPERTWINS

Race 7 - Tayto 250cc & Supertwins

Saturday, 07 May 2011

### DETAILED RESULT



#### Race 7 - Supertwins

##### Race Classification

### **1** 77 Ryan FARQUHAR

Total Time **12:46.551** Avg Speed **99.882** Behind  
Best Time **3:10.347** Best Speed **101.065** On **4** Gp **b**

Lap	Elapsed Time	Lap Time	Lap Speed
1	3:13.933	3:13.933	97.210
2	6:25.602	3:11.669	100.368
3	9:36.204	3:10.602	100.930
4	12:46.551	3:10.347	101.065

### **2** 13 Adrian ARCHIBALD

Total Time **12:46.737** Avg Speed **99.858** Behind **0.186**  
Best Time **3:10.196** Best Speed **101.146** On **4** Gp **b**

Lap	Elapsed Time	Lap Time	Lap Speed
1	3:15.858	3:15.858	96.255
2	6:26.057	3:10.199	101.144
3	9:36.541	3:10.484	100.993
4	12:46.737	3:10.196	101.146

### **3** 16 John BURROWS

Total Time **13:15.108** Avg Speed **96.295** Behind **28.557**  
Best Time **3:17.512** Best Speed **97.399** On **2** Gp **b**

Lap	Elapsed Time	Lap Time	Lap Speed
1	3:17.442	3:17.442	95.483
2	6:34.954	3:17.512	97.399
3	9:54.460	3:19.506	96.426
4	13:15.108	3:20.648	95.877

### **4** 96 Andy FARRELL

Total Time **13:22.480** Avg Speed **95.410** Behind **35.929**  
Best Time **3:19.644** Best Speed **96.359** On **2** Gp **b**

Lap	Elapsed Time	Lap Time	Lap Speed
1	3:18.971	3:18.971	94.749
2	6:38.615	3:19.644	96.359
3	9:58.717	3:20.102	96.138
4	13:22.480	3:23.763	94.411

### **5** 150 William DAVISON

Total Time **13:22.813** Avg Speed **95.371** Behind **36.262**  
Best Time **3:19.371** Best Speed **96.491** On **2** Gp **b**

Lap	Elapsed Time	Lap Time	Lap Speed
1	3:19.701	3:19.701	94.403
2	6:39.072	3:19.371	96.491
3	9:58.961	3:19.889	96.241
4	13:22.813	3:23.852	94.370

#### Race 7 - Supertwins

##### Race Classification

### **6** 28 Wayne HAMILTON

Total Time **13:43.438** Avg Speed **92.982** Behind **56.887**  
Best Time **3:22.845** Best Speed **94.838** On **3** Gp **b**

Lap	Elapsed Time	Lap Time	Lap Speed
1	3:28.814	3:28.814	90.283
2	6:54.372	3:25.558	93.587
3	10:17.217	3:22.845	94.838
4	13:43.438	3:26.221	93.286

### **7** 27 James McCANN

Total Time **13:43.907** Avg Speed **92.929** Behind **57.356**  
Best Time **3:25.824** Best Speed **93.466** On **3** Gp **b**

Lap	Elapsed Time	Lap Time	Lap Speed
1	3:24.770	3:24.770	92.066
2	6:52.061	3:27.291	92.804
3	10:17.885	3:25.824	93.466
4	13:43.907	3:26.022	93.376

### **8** 135 Trevor FERGUSON

Total Time **13:44.221** Avg Speed **92.894** Behind **57.670**  
Best Time **3:24.194** Best Speed **94.212** On **4** Gp **b**

Lap	Elapsed Time	Lap Time	Lap Speed
1	3:29.559	3:29.559	89.962
2	6:55.112	3:25.553	93.589
3	10:20.027	3:24.915	93.880
4	13:44.221	3:24.194	94.212

### **9** 113 Ronan PENTONY

Total Time **13:49.126** Avg Speed **92.344** Behind **1:02.575**  
Best Time **3:25.763** Best Speed **93.493** On **3** Gp **b**

Lap	Elapsed Time	Lap Time	Lap Speed
1	3:28.511	3:28.511	90.414
2	6:54.894	3:26.383	93.213
3	10:20.657	3:25.763	93.493
4	13:49.126	3:28.469	92.280

### **10** 73 Derek COSTELLO

Total Time **14:04.307** Avg Speed **90.684** Behind **1:17.756**  
Best Time **3:29.795** Best Speed **91.697** On **4** Gp **b**

Lap	Elapsed Time	Lap Time	Lap Speed
1	3:33.194	3:33.194	88.428
2	7:03.281	3:30.087	91.569
3	10:34.512	3:31.231	91.073
4	14:04.307	3:29.795	91.697



# AROUND A POUND TANDRAGEE 100

## 250cc GP & SUPERTWINS

Race 7 - Tayto 250cc & Supertwins

Saturday, 07 May 2011

## DETAILED RESULT



### Race 7 - Supertwins

#### Race Classification

**11** 10 Tom LLEWELYN

Total Time **14:04.780** Avg Speed **90.633** Behind **1:18.229**  
Best Time **3:30.694** Best Speed **91.305** On **4** Gp **c**

Lap	Elapsed Time	Lap Time	Lap Speed
1	3:30.985	3:30.985	89.354
2	7:01.725	3:30.740	91.285
3	10:34.086	3:32.361	90.589
4	14:04.780	3:30.694	91.305

**12** 103 Reuben McPHEE

Total Time **14:17.395** Avg Speed **89.299** Behind **1:30.844**  
Best Time **3:33.290** Best Speed **90.194** On **2** Gp **b**

Lap	Elapsed Time	Lap Time	Lap Speed
1	3:32.700	3:32.700	88.633
2	7:05.990	3:33.290	90.194
3	10:41.710	3:35.720	89.178
4	14:17.395	3:35.685	89.193

**13** 125 Nigel HOWARD

Total Time **14:24.791** Avg Speed **88.536** Behind **1:38.240**  
Best Time **3:35.958** Best Speed **89.080** On **3** Gp **c**

Lap	Elapsed Time	Lap Time	Lap Speed
1	3:34.208	3:34.208	88.009
2	7:12.425	3:38.217	88.158
3	10:48.383	3:35.958	89.080
4	14:24.791	3:36.408	88.895

**14** 69 Ronnie SCOTT

Total Time **14:26.916** Avg Speed **88.319** Behind **1:40.365**  
Best Time **3:37.070** Best Speed **88.623** On **4** Gp **c**

Lap	Elapsed Time	Lap Time	Lap Speed
1	3:33.656	3:33.656	88.237
2	7:12.007	3:38.351	88.104
3	10:49.846	3:37.839	88.311
4	14:26.916	3:37.070	88.623

**15** 31 Paul MAGUIRE

Total Time **14:36.624** Avg Speed **87.341** Behind **1:50.073**  
Best Time **3:37.810** Best Speed **88.322** On **4** Gp **c**

Lap	Elapsed Time	Lap Time	Lap Speed
1	3:41.652	3:41.652	85.054
2	7:19.670	3:38.018	88.238
3	10:58.814	3:39.144	87.785
4	14:36.624	3:37.810	88.322

### Race 7 - Supertwins

#### Race Classification

**16** 51 Mark MORGAN

Total Time **14:41.429** Avg Speed **86.864** Behind **1:54.878**  
Best Time **3:39.747** Best Speed **87.544** On **2** Gp **b**

Lap	Elapsed Time	Lap Time	Lap Speed
1	3:40.516	3:40.516	85.492
2	7:20.263	3:39.747	87.544
3	11:00.726	3:40.463	87.260
4	14:41.429	3:40.703	87.165

**17** 35 Colin McWHIRTER

Total Time **14:46.493** Avg Speed **86.368** Behind **1:59.942**  
Best Time **3:35.997** Best Speed **89.064** On **4** Gp **b**

Lap	Elapsed Time	Lap Time	Lap Speed
1	3:54.848	3:54.848	80.274
2	7:32.666	3:37.818	88.319
3	11:10.496	3:37.830	88.314
4	14:46.493	3:35.997	89.064

**18** 47 David BLACK

Total Time **14:52.064** Avg Speed **85.829** Behind **2:05.513**  
Best Time **3:40.274** Best Speed **87.334** On **4** Gp **b**

Lap	Elapsed Time	Lap Time	Lap Speed
1	3:44.949	3:44.949	83.807
2	7:29.987	3:45.038	85.486
3	11:11.790	3:41.803	86.732
4	14:52.064	3:40.274	87.334

**19** 211 Tim STEPHENSON

Total Time **14:54.997** Avg Speed **85.548** Behind **2:08.446**  
Best Time **3:42.396** Best Speed **86.501** On **2** Gp **c**

Lap	Elapsed Time	Lap Time	Lap Speed
1	3:41.038	3:41.038	85.290
2	7:23.434	3:42.396	86.501
3	11:08.127	3:44.693	85.617
4	14:54.997	3:46.870	84.795

**20** 81 Julian KIRK

Total Time **15:16.859** Avg Speed **83.508** Behind **2:30.308**  
Best Time **3:46.426** Best Speed **84.962** On **2** Gp **c**

Lap	Elapsed Time	Lap Time	Lap Speed
1	3:52.347	3:52.347	81.139
2	7:38.773	3:46.426	84.962
3	11:28.839	3:50.066	83.617
4	15:16.859	3:48.020	84.368



MCUI  
Ulster Centre  
Timing  
www.elaps-timing.com



Powered by  
e-Laps II  
© 2008  
Walter Marks

# AROUND A POUND TANDRAGEE 100

250cc GP & SUPERTWINS

Race 7 - Tayto 250cc & Supertwins

Saturday, 07 May 2011

## DETAILED RESULT

Race 7 - Supertwins



### Race Classification

**21** 148 Yvonne MONTGOMERY

Total Time **15:57.753** Avg Speed **79.942** Behind **3:11.202**

Best Time **3:59.445** Best Speed **80.342** On **3** Gp **c**

Lap	Elapsed Time	Lap Time	Lap Speed
1	3:55.224	3:55.224	80.146
2	7:54.828	3:59.604	80.289
3	11:54.273	3:59.445	80.342
4	15:57.753	4:03.480	79.011



MCUI  
Ulster Centre  
Timing  
[www.elaps-timing.com](http://www.elaps-timing.com)



**nitec**



**2&4**  
WHEEL MOTORSPORT  
STEERING GROUP LTD.



Powered by  
**e-Laps II**  
© 2008  
Walter Marks

# AROUND A POUND TANDRAGEE 100

## 250cc GP & SUPERTWINS

### Race 7 - Tayto 250cc & Supertwins

## LAP CHART



1					2					3				
No	Name	G	Elapsed Time	Lap Time	No	Name	G	Elapsed Time	Lap Time	No	Name	G	Elapsed Time	Lap Time
77	Ryan FARQUHAR	b	3:13.933	3:13.933	77	Ryan FARQUHAR	b	6:25.602	3:11.669	77	Ryan FARQUHAR	b	9:36.204	3:10.602
13	Adrian ARCHIBALD	b	3:15.858	3:15.858	13	Adrian ARCHIBALD	b	6:26.057	3:10.199	13	Adrian ARCHIBALD	b	9:36.541	3:10.484
16	John BURROWS	b	3:17.442	3:17.442	6	William DUNLOP	a	6:33.752	3:14.796	6	William DUNLOP	a	9:45.281	3:11.529
97	Seamus ELLIOTT	a	3:17.975	3:17.975	16	John BURROWS	b	6:34.954	3:17.512	1	Darren BURNS	a	9:50.536	3:15.171
1	Darren BURNS	a	3:18.427	3:18.427	1	Darren BURNS	a	6:35.365	3:16.938	97	Seamus ELLIOTT	a	9:50.796	3:14.947
6	William DUNLOP	a	3:18.956	3:18.956	97	Seamus ELLIOTT	a	6:35.849	3:17.874	16	John BURROWS	b	9:54.460	3:19.506
96	Andy FARRELL	b	3:18.971	3:18.971	71	Davy MORGAN	a	6:38.105	3:17.418	71	Davy MORGAN	a	9:54.964	3:16.859
150	William DAVISON	b	3:19.701	3:19.701	96	Andy FARRELL	b	6:38.615	3:19.644	96	Andy FARRELL	b	9:58.717	3:20.102
71	Davy MORGAN	a	3:20.687	3:20.687	150	William DAVISON	b	6:39.072	3:19.371	150	William DAVISON	b	9:58.961	3:19.889
104	Daley MATHISON	a	3:23.333	3:23.333	104	Daley MATHISON	a	6:45.126	3:21.793	104	Daley MATHISON	a	10:06.693	3:21.567
18	Paul ROBINSON	a	3:23.999	3:23.999	27	James McCANN	b	6:52.061	3:27.291	28	Wayne HAMILTON	b	10:17.217	3:22.845
9	Wayne KENNEDY	a	3:24.498	3:24.498	9	Wayne KENNEDY	a	6:52.127	3:27.629	27	James McCANN	b	10:17.885	3:25.824
27	James McCANN	b	3:24.770	3:24.770	57	Ian MORRELL	a	6:52.671	3:27.300	135	Trevor FERGUSON	b	10:20.027	3:24.915
57	Ian MORRELL	a	3:25.371	3:25.371	28	Wayne HAMILTON	b	6:54.372	3:25.558	9	Wayne KENNEDY	a	10:20.627	3:28.500
113	Ronan PENTONY	b	3:28.511	3:28.511	113	Ronan PENTONY	b	6:54.894	3:26.383	113	Ronan PENTONY	b	10:20.657	3:25.763
28	Wayne HAMILTON	b	3:28.814	3:28.814	135	Trevor FERGUSON	b	6:55.112	3:25.553	57	Ian MORRELL	a	10:21.433	3:28.762
135	Trevor FERGUSON	b	3:29.559	3:29.559	10	Tom LLEWELYN	c	7:01.725	3:30.740	10	Tom LLEWELYN	c	10:34.086	3:32.361
10	Tom LLEWELYN	c	3:30.985	3:30.985	73	Derek COSTELLO	b	7:03.281	3:30.087	73	Derek COSTELLO	b	10:34.512	3:31.231
103	Reuben McPHEE	b	3:32.700	3:32.700	103	Reuben McPHEE	b	7:05.990	3:33.290	103	Reuben McPHEE	b	10:41.710	3:35.720
73	Derek COSTELLO	b	3:33.194	3:33.194	69	Ronnie SCOTT	c	7:12.007	3:38.351	125	Nigel HOWARD	c	10:48.383	3:35.958
69	Ronnie SCOTT	c	3:33.656	3:33.656	125	Nigel HOWARD	c	7:12.425	3:38.217	69	Ronnie SCOTT	c	10:49.846	3:37.839
125	Nigel HOWARD	c	3:34.208	3:34.208	31	Paul MAGUIRE	c	7:19.670	3:38.018	31	Paul MAGUIRE	c	10:58.814	3:39.144
51	Mark MORGAN	b	3:40.516	3:40.516	51	Mark MORGAN	b	7:20.263	3:39.747	51	Mark MORGAN	b	11:00.726	3:40.463
211	Tim STEPHENSON	c	3:41.038	3:41.038	211	Tim STEPHENSON	c	7:23.434	3:42.396	211	Tim STEPHENSON	c	11:08.127	3:44.693
31	Paul MAGUIRE	c	3:41.652	3:41.652	47	David BLACK	b	7:29.987	3:45.038	35	Colin McWHIRTER	b	11:10.496	3:37.830
47	David BLACK	b	3:44.949	3:44.949	35	Colin McWHIRTER	b	7:32.666	3:37.818	47	David BLACK	b	11:11.790	3:41.803
81	Julian KIRK	c	3:52.347	3:52.347	81	Julian KIRK	c	7:38.773	3:46.426	81	Julian KIRK	c	11:28.839	3:50.066
35	Colin McWHIRTER	b	3:54.848	3:54.848	148	Yvonne MONTGOMERY	c	7:54.828	3:59.604	148	Yvonne MONTGOMERY	c	11:54.273	3:59.445
148	Yvonne MONTGOMERY	c	3:55.224	3:55.224	11	Peter WAKEFIELD	a	8:08.044	3:45.956	11	Peter WAKEFIELD	a	11:56.754	3:48.710
11	Peter WAKEFIELD	a	4:22.088	4:22.088										

# AROUND A POUND TANDRAGEE 100

## 250cc GP & SUPERTWINS

### Race 7 - Tayto 250cc & Supertwins

## LAP CHART



4

No	Name	G	Elapsed Time	Lap Time
77	Ryan FARQUHAR	b	12:46.551	3:10.347
13	Adrian ARCHIBALD	b	12:46.737	3:10.196
6	William DUNLOP	a	13:04.093	3:18.812
97	Seamus ELLIOTT	a	13:06.321	3:15.525
16	John BURROWS	b	13:15.108	3:20.648
71	Davy MORGAN	a	13:17.937	3:22.973
1	Darren BURNS	a	13:20.636	3:30.100
96	Andy FARRELL	b	13:22.480	3:23.763
150	William DAVISON	b	13:22.813	3:23.852
104	Daley MATHISON	a	13:28.795	3:22.102
28	Wayne HAMILTON	b	13:43.438	3:26.221
27	James McCANN	b	13:43.907	3:26.022
135	Trevor FERGUSON	b	13:44.221	3:24.194
57	Ian MORRELL	a	13:46.322	3:24.889
9	Wayne KENNEDY	a	13:48.493	3:27.866
113	Ronan PENTONY	b	13:49.126	3:28.469
73	Derek COSTELLO	b	14:04.307	3:29.795
10	Tom LLEWELYN	c	14:04.780	3:30.694
103	Reuben McPHEE	b	14:17.395	3:35.685
125	Nigel HOWARD	c	14:24.791	3:36.408
69	Ronnie SCOTT	c	14:26.916	3:37.070
31	Paul MAGUIRE	c	14:36.624	3:37.810
51	Mark MORGAN	b	14:41.429	3:40.703
35	Colin McWHIRTER	b	14:46.493	3:35.997
47	David BLACK	b	14:52.064	3:40.274
211	Tim STEPHENSON	c	14:54.997	3:46.870
81	Julian KIRK	c	15:16.859	3:48.020
11	Peter WAKEFIELD	a	15:44.171	3:47.417
148	Yvonne MONTGOMERY	c	15:57.753	4:03.480

**IRISH ROAD RACE SUPERTWINS (subject to confirmation)**

2011

Pos	No.	Name	Total	Diff	Gap	#1 #2	
						R1	R1
1	77	Ryan FARQUHAR	50	0	0	25	25
2	13	Adrian ARCHIBALD	33	17	17	13	20
3	96	Andy FARRELL	33	17	0	20	13
4	16	John BURROWS	32	18	1	16	16
5	150	William DAVISON	22	28	10	11	11
6	28	Wayne HAMILTON	20	30	2	10	10
7	135	Trevor FERGUSON	17	33	3	9	8
8	27	James McCANN	14	36	3	5	9
9	113	Ronan PENTONY	14	36	0	7	7
10	21	Coyles WRIGHT	8	42	6	8	x
11	50	Peter O'FLAHERTY	6	44	2	6	x
12	73	Derek COSTELLO	6	44	0	x	6
13	103	Reuben McPHEE	6	44	0	2	4
14	10	Tom LLEWELYN	5	45	1	x	5
15	46	Shaun ANDERSON	4	46	1	4	x
16	5	Paul LENNON	3	47	1	3	x
17	125	Nigel HOWARD	3	47	0	x	3
18	69	Ronnie SCOTT	2	48	1	x	2
19	33	David HOWARD	1	49	1	1	x
20	31	Paul MAGUIRE	1	49	0	x	1

**Event Legend**

#1	29/04/2011	ROYAL HOTEL & BRAESIDE COOKSTOWN 100	#2	06/05/2011	AROUND A POUND TANDRAGEE 100
----	------------	--------------------------------------	----	------------	------------------------------

Championship Standings of ULSTER ROAD RACE SUPERTWINS

Printed: 07/05/2011 15:26:57

**ULSTER ROAD RACE SUPERTWINS**

2011

Pos	No.	Name	Total	Diff	Gap	#1 #2	
						R1	R1
1	77	Ryan FARQUHAR	50	0	0	25	25
2	13	Adrian ARCHIBALD	33	17	17	13	20
3	96	Andy FARRELL	33	17	0	20	13
4	16	John BURROWS	32	18	1	16	16
5	150	William DAVISON	22	28	10	11	11
6	28	Wayne HAMILTON	20	30	2	10	10
7	135	Trevor FERGUSON	17	33	3	9	8
8	27	James McCANN	14	36	3	5	9
9	113	Ronan PENTONY	14	36	0	7	7
10	21	Coyles WRIGHT	8	42	6	8	x
11	50	Peter O'FLAHERTY	6	44	2	6	x
12	73	Derek COSTELLO	6	44	0	x	6
13	103	Reuben McPHEE	6	44	0	2	4
14	10	Tom LLEWELYN	5	45	1	x	5
15	46	Shaun ANDERSON	4	46	1	4	x
16	5	Paul LENNON	3	47	1	3	x
17	125	Nigel HOWARD	3	47	0	x	3
18	69	Ronnie SCOTT	2	48	1	x	2
19	33	David HOWARD	1	49	1	1	x
20	31	Paul MAGUIRE	1	49	0	x	1

**Event Legend**

#1	29/04/2011	ROYAL HOTEL & BRAESIDE COOKSTOWN 100	#2	06/05/2011	AROUND A POUND TANDRAGEE 100
----	------------	--------------------------------------	----	------------	------------------------------