

Around A Pound

TANDRAGEE 100

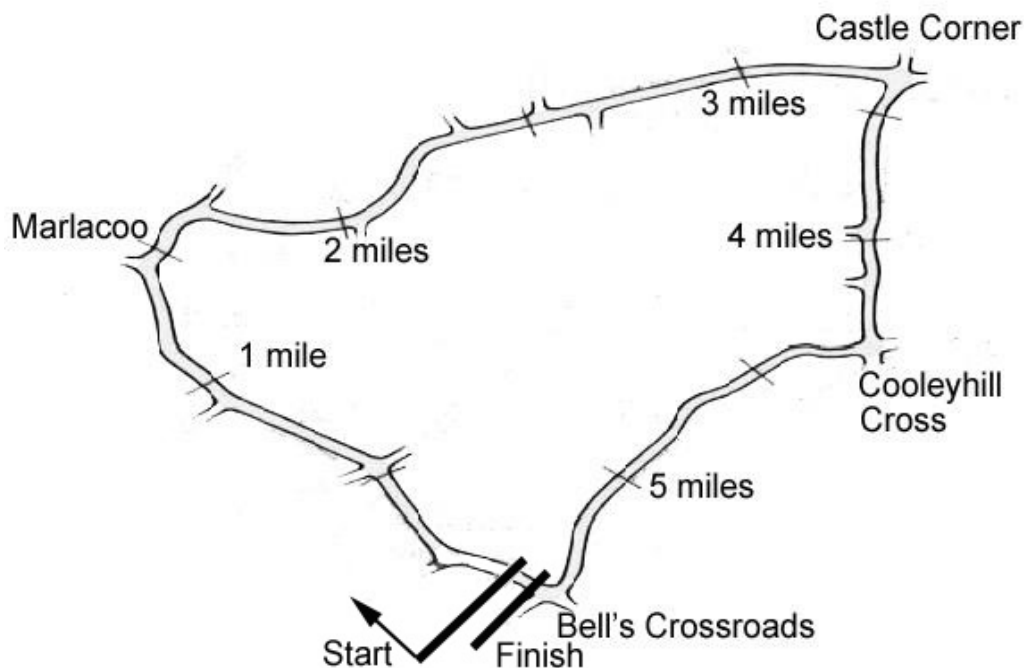
Friday 6th & Saturday 7th May 2011

promoted by North Armagh MC & CC
www.tandragee100.co.uk

**TREVOR WARDE GROUPAGE MOTO 450
& SUPERSPORT 400**



Tandragee Circuit 5.34375 miles



LAP RECORDS

Class	Rider	Machine	m s	mph	Year
125cc	Robert Dunlop	Honda	3 19.38	96.487	1999
Moto 450	to be established				
250cc	Phillip McCallen	Honda	3 10.0	101.25	1991
Supersport 400	Dave Leach	Yamaha	3 20.0	96.19	1995
Supertwins	Ryan Farquhar	Kawasaki 650	3 22.556	94.974	2009*
Supersport	Cameron Donald	Honda	3 02.724	105.282	2007*
Open 1000cc	Cameron Donald	Honda	2 59.908	106.930	2007*
Senior Support	Victor Gilmore	Kawasaki 750	3 14.29	99.014	1999
Junior Support	Michael Dunlop	Yamaha 250	3 20.909	95.752	2006*
Classic 1000cc	Stewart Parkhill	BSA 750	3 29.69	91.74	1996
Classic 500cc	Bob Jackson	Norton	3 27.03	92.921	1998
Classic 350cc	Colin Rodgers	Honda	3 38.59	88.007	1999
Classic 250cc	Gary Long	Suzuki	3 42.23	86.566	1997

* lap records set with chicane in place at Lough Road

MOST WINS at TANDRAGEE 100

Joey Dunlop	18	1971 - 00
Brian Reid	14	1980 - 94
Ray McCullough	10	1971 - 82
Phillip McCallen	9	1988 - 99
Sam McClements	8	1981 - 89
Robert Dunlop	7	1985 - 06
Ryan Farquhar	7	1996 - 09

ALL TIME IRISH ROAD RACE WINNERS (after Cookstown 100 2011)

Most Wins at All Irish Road Race Meetings			Most Wins at Irish National Road Race Meetings				
1.	Ryan Farquhar	160	1995-11	1.	Ryan Farquhar	150	1995-11
2.	Joey Dunlop	156	1971-00	2.	Joey Dunlop	119	1971-00
3.	Robert Dunlop	135	1980-08	3.	Robert Dunlop	111	1980-08
4.	Ray McCullough	109	1960-82	4.	Ray McCullough	99	1960-82
	Phillip McCallen	109	1987-99	5.	Phillip McCallen	84	1987-99

AROUND A POUND TANDRAGEE 100

125cc GP & SUPERSPORT 400 & MOTO 450

Controlled Practice


Friday, 06 May 2011



Race 5B - Trevor Warde Groupage Moto 450 / 400

Pos	Class	No	Name	Machine / Sponsor	Best Lap		On	Total Laps	
					Time	Behind Speed			
Qualifying Classification									
1	SM4	97	Seamus ELLIOTT	Yamaha 450 - KZ Racing	4:04.557		78.663	2	4
2	SM4	40	Barry DAVIDSON	Drixton Honda 350	4:37.994	33.437	69.201	4	4
3	SM4	31	Paul MAGUIRE	Kawasaki 400 - SP	4:43.021	38.464	67.972	3	3
4	SM4	27	James McCANN	Yamaha 400 - P.K. Racing	4:48.115	43.558	66.770	2	2
5	SM4	38	Darren GILPIN	Honda 450	4:48.165	43.608	66.759	2	4
6	SM4	171	Dave WALSH	KTM 450	4:52.062	47.505	65.868	2	4
7	SM4	75	Dave MOFFITT	Honda 400	4:58.781	54.224	64.387	1	1
8	SM4	20	Gary HUTTON	Honda 198	4:59.629	55.072	64.204	4	4

Provisional result to be confirmed by the Stewards of the Meeting subject to completion of technical inspections & the time limit for protests

Track	Tandragee	Signed		Organising Club	North Armagh MC&CC
Length(miles)	5.3438 Lap 1 (5.2368)		Chief Timekeeper	Qualifying Started	19:37:40.520
Weather	Raining	Issued At:	20:05:17		
Track	Wet				



MCUI
Ulster Centre
Timing
www.elaps-timing.com



Powered by
e-Laps II
© 2008
Walter Marks

AROUND A POUND TANDRAGEE 100

125cc GP & SUPERSPORT 400 & MOTO 450

Controlled Practice

Friday, 06 May 2011

DETAILED RESULT

Race 5B - Trevor Warde Groupage Moto 450



Qualifying Classification

Position

1 97 Seamus ELLIOTT

SM4 Behind

Best Time **4:04.557** Best Speed **78.663** On 2 Gp a

Lap	Elapsed Time	Lap Time	Lap Speed
1	5:57.774	5:57.774	52.693
2	10:02.331	4:04.557	78.663
3	14:20.895	4:18.564	74.401
4	18:55.182	4:34.287	70.136

2 40 Barry DAVIDSON

SM4 Behind **33.437**

Best Time **4:37.994** Best Speed **69.201** On 4 Gp a

Lap	Elapsed Time	Lap Time	Lap Speed
1	5:11.159	5:11.159	60.587
2	9:59.120	4:47.961	66.806
3	14:41.041	4:41.921	68.237
4	19:19.035	4:37.994	69.201

3 31 Paul MAGUIRE

SM4 Behind **38.464**

Best Time **4:43.021** Best Speed **67.972** On 3 Gp a

Lap	Elapsed Time	Lap Time	Lap Speed
1	4:56.540	4:56.540	63.574
2	9:44.040	4:47.500	66.913
3	14:27.061	4:43.021	67.972

4 27 James McCANN

SM4 Behind **43.558**

Best Time **4:48.115** Best Speed **66.770** On 2 Gp a

Lap	Elapsed Time	Lap Time	Lap Speed
1	4:51.089	4:51.089	64.765
2	9:39.204	4:48.115	66.770

5 38 Darren GILPIN

SM4 Behind **43.608**

Best Time **4:48.165** Best Speed **66.759** On 2 Gp a

Lap	Elapsed Time	Lap Time	Lap Speed
1	4:50.634	4:50.634	64.866
2	9:38.799	4:48.165	66.759
3	14:34.668	4:55.869	65.020
4	19:33.644	4:58.976	64.345

Race 5B - Trevor Warde Groupage Moto 450

Qualifying Classification

Position

6 171 Dave WALSH

SM4 Behind **47.505**

Best Time **4:52.062** Best Speed **65.868** On 2 Gp a

Lap	Elapsed Time	Lap Time	Lap Speed
1	7:00.002	7:00.002	44.886
2	11:52.064	4:52.062	65.868
3	16:47.145	4:55.081	65.194
4	21:41.925	4:54.780	65.261

7 75 Dave MOFFITT

SM4 Behind **54.224**

Best Time **4:58.781** Best Speed **64.387** On 1 Gp a

Lap	Elapsed Time	Lap Time	Lap Speed
1	4:58.781	4:58.781	63.097

8 20 Gary HUTTON

SM4 Behind **55.072**

Best Time **4:59.629** Best Speed **64.204** On 4 Gp a

Lap	Elapsed Time	Lap Time	Lap Speed
1	5:39.086	5:39.086	55.597
2	10:44.999	5:05.913	62.886
3	15:51.884	5:06.885	62.686
4	20:51.513	4:59.629	64.204

AROUND A POUND TANDRAGEE 100


125cc GP & SUPERSPORT 400 & MOTO 450

Tandragee 5.344 Miles

Race 5 - 125GP/Moto 450/400cc

14		49		333
		A		B
13	14		67	
	A		B	
12		31		73
C		A		B
11	118		27	
	A		B	
10				
		A		B
9	171			
	A		B	
8		38		8
B		A		B
7	77		97	
	A		B	
6		44		50
		A		B
5	126		26	
	A		B	
4		1		32
		A		B
3	5		9	
	A		B	
2		33		54
A		A		B
1	86		104	
	A		B	
				C

POLE POSITION



AROUND A POUND TANDRAGEE 100

125cc GP & SUPERSPORT 400 & MOTO 450

Race 5 - City Autos & Trevor Warde Groupage Moto 450

Saturday, 07 May 2011



Race 5A - City Autos 125cc GP

Pos	Class	No	Name	Machine / Sponsor	Gp	Laps	Total Time	Behind	Speed	-----Best Lap-----		
										Time	Speed	On
1	125R	6	William DUNLOP	Honda - James Delaney	a	4	13:47.079		92.573	3:23.208	94.669	2
2	125R	86	Nigel MOORE	Honda	a	4	13:49.340	2.261	92.320	3:26.359	93.223	3
3	125R	9	Wayne KENNEDY	Honda - Harp Farm	a	4	13:50.293	3.214	92.214	3:25.888	93.437	3
4	125R	54	Adrian COLEMAN	Honda - Browne	a	4	13:55.606	8.527	91.628	3:26.934	92.964	3
5	125R	1	Darren BURNS	Honda - Cotter Motorcycles	a	4	14:05.839	18.760	90.519	3:26.885	92.986	3
6	125R	18	Paul ROBINSON	Aprilia - D&GW/Stoneyford Concrete	a	4	14:15.240	28.161	89.524	3:31.990	90.747	4
7	125R	44	Craig GIBSON	Honda - Peter Simpson	a	4	14:17.074	29.995	89.333	3:31.616	90.908	2
8	125R	32	Joe PHILLIPS	Honda	a	4	14:31.576	44.497	87.846	3:36.279	88.948	2
9	125R	126	Phil HARVEY	Honda	a	4	15:30.928	1:43.849	82.246	3:48.747	84.099	2
10	125R	50	Mick CHATTERTON	Honda	a	4	15:47.984	2:00.905	80.766	3:48.257	84.280	2

Fastest Lap

125R	6	William DUNLOP	Honda - James Delaney	a						3:23.208	94.669	2
------	---	----------------	-----------------------	---	--	--	--	--	--	----------	--------	---

Not Classified

DNF	125R	33	Sam DUNLOP	Honda	a	3	10:22.533	1 Lap	92.087	3:27.024	92.924	3
DNF	125R	104	Daley MATHISON	Honda - D & G W Racing	a	3	11:07.728	45.195	85.854	3:39.312	87.717	2
DNF	125R	333	Warren REEVE	Honda - Flexipatch	c	1	3:51.403	3 Laps	81.470	3:51.403	81.470	1


Race 5B - Trevor Warde Groupage Moto 450 / 400

Pos	Class	No	Name	Machine / Sponsor	Gp	Laps	Total Time	Behind	Speed	-----Best Lap-----		
										Time	Speed	On
1	SM4	77	Ryan FARQUHAR	Kawasaki 450 - KMR / BA Components	b	4	13:45.235		92.779	3:24.835	93.917	2
2	SM4	97	Seamus ELLIOTT	Yamaha 450 - KZ Racing	b	4	13:57.689	12.454	91.400	3:26.685	93.076	2
3	SM4	27	James McCANN	Yamaha 400 - P.K. Racing	c	4	14:21.913	36.678	88.831	3:33.115	90.268	2
4	SM4	8	Anthony McCOLGAN	KTM 450	b	4	14:36.181	50.946	87.385	3:36.530	88.845	2
5	SM4	35	Trevor FERGUSON	Yamaha 450	b	4	14:36.480	51.245	87.355	3:35.805	89.143	2
6	SM4	144	Mick JORDAN	Honda 400	c	4	14:46.049	1:00.814	86.411	3:36.014	89.057	2
7	SM4	118	Vic ALLAN	Kawasaki 400	c	4	14:52.183	1:06.948	85.817	3:37.470	88.460	2
8	SM4	31	Paul MAGUIRE	Kawasaki 400 - SP	c	4	15:05.617	1:20.382	84.544	3:41.437	86.876	2
9	SM4	38	Darren GILPIN	Honda 450	b	4	15:29.668	1:44.433	82.357	3:47.806	84.447	2
10	SM4	171	Dave WALSH	KTM 450	b	4	15:52.625	2:07.390	80.372	3:55.707	81.616	2

Fastest Lap / New Lap Record 93.917 mph

SM4	77	Ryan FARQUHAR	Kawasaki 450 - KMR / BA Components	b						3:24.835	93.917	2
-----	----	---------------	------------------------------------	---	--	--	--	--	--	----------	--------	---

Provisional result to be confirmed by the Stewards of the Meeting subject to completion of technical inspections & the time limit for protests

Track	Tandragee	Signed		Organising Club	North Armagh MC&CC
Length(miles)	5.3438 Lap 1 (5.2368)		Chief Timekeeper	Warmup Started	
Weather	Cloudy	Issued At:	14:19:01	Race Started	13:55:56.503
Track	Dry			Gp Time Diff - b	29.59 / c 29.59



AROUND A POUND TANDRAGEE 100

125cc GP & SUPERSPORT 400 & MOTO 450

Race 5 - City Autos & Trevor Warde Groupage Moto 450

Saturday, 07 May 2011

DETAILED RESULT



Race 5B - Trevor Warde Groupage Moto

Race Classification

1 77 Ryan FARQUHAR

Total Time **13:45.235** Avg Speed **92.779** Behind
Best Time **3:24.835** Best Speed **93.917** On **2** Gp **b**

Lap	Elapsed Time	Lap Time	Lap Speed
1	3:27.880	3:27.880	90.688
2	6:52.715	3:24.835	93.917
3	10:17.882	3:25.167	93.765
4	13:45.235	3:27.353	92.777

2 97 Seamus ELLIOTT

Total Time **13:57.689** Avg Speed **91.400** Behind **12.454**
Best Time **3:26.685** Best Speed **93.076** On **2** Gp **b**

Lap	Elapsed Time	Lap Time	Lap Speed
1	3:28.634	3:28.634	90.361
2	6:55.319	3:26.685	93.076
3	10:24.197	3:28.878	92.099
4	13:57.689	3:33.492	90.109

3 27 James McCANN

Total Time **14:21.913** Avg Speed **88.831** Behind **36.678**
Best Time **3:33.115** Best Speed **90.268** On **2** Gp **c**

Lap	Elapsed Time	Lap Time	Lap Speed
1	3:32.467	3:32.467	88.730
2	7:05.582	3:33.115	90.268
3	10:40.962	3:35.380	89.319
4	14:21.913	3:40.951	87.067

4 8 Anthony McCOLGAN

Total Time **14:36.181** Avg Speed **87.385** Behind **50.946**
Best Time **3:36.530** Best Speed **88.845** On **2** Gp **b**

Lap	Elapsed Time	Lap Time	Lap Speed
1	3:34.701	3:34.701	87.807
2	7:11.231	3:36.530	88.845
3	10:51.357	3:40.126	87.393
4	14:36.181	3:44.824	85.567

5 35 Trevor FERGUSON

Total Time **14:36.480** Avg Speed **87.355** Behind **51.245**
Best Time **3:35.805** Best Speed **89.143** On **2** Gp **b**

Lap	Elapsed Time	Lap Time	Lap Speed
1	3:35.727	3:35.727	87.390
2	7:11.532	3:35.805	89.143
3	10:51.803	3:40.271	87.336
4	14:36.480	3:44.677	85.623

Race 5B - Trevor Warde Groupage Moto

Race Classification

6 144 Mick JORDAN

Total Time **14:46.049** Avg Speed **86.411** Behind **1:00.814**
Best Time **3:36.014** Best Speed **89.057** On **2** Gp **c**

Lap	Elapsed Time	Lap Time	Lap Speed
1	3:42.956	3:42.956	84.556
2	7:18.970	3:36.014	89.057
3	10:58.336	3:39.366	87.696
4	14:46.049	3:47.713	84.481

7 118 Vic ALLAN

Total Time **14:52.183** Avg Speed **85.817** Behind **1:06.948**
Best Time **3:37.470** Best Speed **88.460** On **2** Gp **c**

Lap	Elapsed Time	Lap Time	Lap Speed
1	3:42.512	3:42.512	84.725
2	7:19.982	3:37.470	88.460
3	10:59.060	3:39.078	87.811
4	14:52.183	3:53.123	82.521

8 31 Paul MAGUIRE

Total Time **15:05.617** Avg Speed **84.544** Behind **1:20.382**
Best Time **3:41.437** Best Speed **86.876** On **2** Gp **c**

Lap	Elapsed Time	Lap Time	Lap Speed
1	3:48.069	3:48.069	82.661
2	7:29.506	3:41.437	86.876
3	11:13.347	3:43.841	85.943
4	15:05.617	3:52.270	82.824

9 38 Darren GILPIN

Total Time **15:29.668** Avg Speed **82.357** Behind **1:44.433**
Best Time **3:47.806** Best Speed **84.447** On **2** Gp **b**

Lap	Elapsed Time	Lap Time	Lap Speed
1	3:48.384	3:48.384	82.547
2	7:36.190	3:47.806	84.447
3	11:29.112	3:52.922	82.592
4	15:29.668	4:00.556	79.971

10 171 Dave WALSH

Total Time **15:52.625** Avg Speed **80.372** Behind **2:07.390**
Best Time **3:55.707** Best Speed **81.616** On **2** Gp **b**

Lap	Elapsed Time	Lap Time	Lap Speed
1	3:49.830	3:49.830	82.027
2	7:45.537	3:55.707	81.616
3	11:41.674	3:56.137	81.468
4	15:52.625	4:10.951	76.658



MCUI
Ulster Centre
Timing
www.elaps-timing.com



Powered by
e-Laps II
© 2008
Walter Marks

AROUND A POUND TANDRAGEE 100

125cc GP & SUPERSPORT 400 & MOTO 450

Race 5 - City Autos & Trevor Warde Groupage Moto 450

LAP CHART



1

No	Name	G	Elapsed Time	Lap Time
6	William DUNLOP	a	3:24.823	3:24.823
77	Ryan FARQUHAR	b	3:27.880	3:27.880
33	Sam DUNLOP	a	3:28.121	3:28.121
9	Wayne KENNEDY	a	3:28.330	3:28.330
54	Adrian COLEMAN	a	3:28.507	3:28.507
97	Seamus ELLIOTT	b	3:28.634	3:28.634
86	Nigel MOORE	a	3:28.738	3:28.738
27	James McCANN	c	3:32.467	3:32.467
1	Darren BURNS	a	3:33.822	3:33.822
8	Anthony McCOLGAN	b	3:34.701	3:34.701
35	Trevor FERGUSON	b	3:35.727	3:35.727
104	Daley MATHISON	a	3:35.782	3:35.782
32	Joe PHILLIPS	a	3:36.149	3:36.149
18	Paul ROBINSON	a	3:37.121	3:37.121
44	Craig GIBSON	a	3:39.148	3:39.148
118	Vic ALLAN	c	3:42.512	3:42.512
144	Mick JORDAN	c	3:42.956	3:42.956
126	Phil HARVEY	a	3:46.651	3:46.651
31	Paul MAGUIRE	c	3:48.069	3:48.069
38	Darren GILPIN	b	3:48.384	3:48.384
50	Mick CHATTERTON	a	3:49.822	3:49.822
171	Dave WALSH	b	3:49.830	3:49.830
333	Warren REEVE	c	3:51.403	3:51.403

2

No	Name	G	Elapsed Time	Lap Time
6	William DUNLOP	a	6:48.031	3:23.208
77	Ryan FARQUHAR	b	6:52.715	3:24.835
97	Seamus ELLIOTT	b	6:55.319	3:26.685
33	Sam DUNLOP	a	6:55.509	3:27.388
86	Nigel MOORE	a	6:55.820	3:27.082
9	Wayne KENNEDY	a	6:56.079	3:27.749
54	Adrian COLEMAN	a	6:56.219	3:27.712
1	Darren BURNS	a	7:01.002	3:27.180
27	James McCANN	c	7:05.582	3:33.115
18	Paul ROBINSON	a	7:09.655	3:32.534
44	Craig GIBSON	a	7:10.764	3:31.616
8	Anthony McCOLGAN	b	7:11.231	3:36.530
35	Trevor FERGUSON	b	7:11.532	3:35.805
32	Joe PHILLIPS	a	7:12.428	3:36.279
104	Daley MATHISON	a	7:15.094	3:39.312
144	Mick JORDAN	c	7:18.970	3:36.014
118	Vic ALLAN	c	7:19.982	3:37.470
31	Paul MAGUIRE	c	7:29.506	3:41.437
126	Phil HARVEY	a	7:35.398	3:48.747
38	Darren GILPIN	b	7:36.190	3:47.806
50	Mick CHATTERTON	a	7:38.079	3:48.257
171	Dave WALSH	b	7:45.537	3:55.707

3

No	Name	G	Elapsed Time	Lap Time
6	William DUNLOP	a	10:15.613	3:27.582
77	Ryan FARQUHAR	b	10:17.882	3:25.167
9	Wayne KENNEDY	a	10:21.967	3:25.888
86	Nigel MOORE	a	10:22.179	3:26.359
33	Sam DUNLOP	a	10:22.533	3:27.024
54	Adrian COLEMAN	a	10:23.153	3:26.934
97	Seamus ELLIOTT	b	10:24.197	3:28.878
1	Darren BURNS	a	10:27.887	3:26.885
27	James McCANN	c	10:40.962	3:35.380
18	Paul ROBINSON	a	10:43.250	3:33.595
44	Craig GIBSON	a	10:43.596	3:32.832
32	Joe PHILLIPS	a	10:49.960	3:37.532
8	Anthony McCOLGAN	b	10:51.357	3:40.126
35	Trevor FERGUSON	b	10:51.803	3:40.271
144	Mick JORDAN	c	10:58.336	3:39.366
118	Vic ALLAN	c	10:59.060	3:39.078
104	Daley MATHISON	a	11:07.728	3:52.634
31	Paul MAGUIRE	c	11:13.347	3:43.841
126	Phil HARVEY	a	11:28.967	3:53.569
38	Darren GILPIN	b	11:29.112	3:52.922
50	Mick CHATTERTON	a	11:31.364	3:53.285
171	Dave WALSH	b	11:41.674	3:56.137

4

No	Name	G	Elapsed Time	Lap Time
77	Ryan FARQUHAR	b	13:45.235	3:27.353
6	William DUNLOP	a	13:47.079	3:31.466
86	Nigel MOORE	a	13:49.340	3:27.161
9	Wayne KENNEDY	a	13:50.293	3:28.326
54	Adrian COLEMAN	a	13:55.606	3:32.453
97	Seamus ELLIOTT	b	13:57.689	3:33.492
1	Darren BURNS	a	14:05.839	3:37.952
18	Paul ROBINSON	a	14:15.240	3:31.990
44	Craig GIBSON	a	14:17.074	3:33.478
27	James McCANN	c	14:21.913	3:40.951
32	Joe PHILLIPS	a	14:31.576	3:41.616
8	Anthony McCOLGAN	b	14:36.181	3:44.824
35	Trevor FERGUSON	b	14:36.480	3:44.677
144	Mick JORDAN	c	14:46.049	3:47.713
118	Vic ALLAN	c	14:52.183	3:53.123
31	Paul MAGUIRE	c	15:05.617	3:52.270
38	Darren GILPIN	b	15:29.668	4:00.556
126	Phil HARVEY	a	15:30.928	4:01.961
50	Mick CHATTERTON	a	15:47.984	4:16.620
171	Dave WALSH	b	15:52.625	4:10.951

IRISH ROAD RACE SUPERSPORT 400 (subject to confirmation)

2011

Pos	No.	Name	Total	Diff	Gap	#1 #2	
						R6	R5
1	27	James McCANN	41	0	0	16	25
2	118	Vic ALLAN	36	5	5	20	16
3	144	Mick JORDAN	33	8	3	13	20
4	116	Robbie LYALL	25	16	8	25	x
5	13	Paul MAGUIRE	23	18	2	10	13
6	21	Dave JONES	11	30	12	11	x
7	134	Robert McMULLEN	9	32	2	9	x
8	94	Stuart ROBB	8	33	1	8	x

Event Legend

#1 29/04/2011 ROYAL HOTEL & BRAESIDE COOKSTOWN 100 #2 06/05/2011 AROUND A POUND TANDRAGEE 100

Championship Standings of ULSTER ROAD RACE SUPERSPORT 400 (subject to confirmation) Printed: 07/05/2011 14:24:25

ULSTER ROAD RACE SUPERSPORT 400 (subject to confirmation)

2011

Pos	No.	Name	Total	Diff	Gap	#1 #2	
						R6	R5
1	27	James McCANN	41	0	0	16	25
2	118	Vic ALLAN	36	5	5	20	16
3	144	Mick JORDAN	33	8	3	13	20
4	116	Robbie LYALL	25	16	8	25	x
5	13	Paul MAGUIRE	23	18	2	10	13
6	21	Dave JONES	11	30	12	11	x
7	134	Robert McMULLEN	9	32	2	9	x
8	94	Stuart ROBB	8	33	1	8	x

Event Legend

#1 29/04/2011 ROYAL HOTEL & BRAESIDE COOKSTOWN 100 #2 06/05/2011 AROUND A POUND TANDRAGEE 100

ULSTER ROAD RACE MOTO 450 (subject to confirmation)

2011

Pos	No.	Name	Total	Diff	Gap	#1 #2	
						R6	R5
1	77	Ryan FARQUHAR	50	0	0	25	25
2	97	Seamus ELLIOTT	40	10	10	20	20
3	8	Anthony McCOLGAN	26	24	14	10	16
4	35	Trevor FERGUSON	26	24	0	13	13
5	38	Darren GILPIN	22	28	4	11	11
6	24	Craig SHIRLAW	16	34	6	16	x
7	171	Dave WALSH	10	40	6	x	10

Event Legend

#1 29/04/2011 ROYAL HOTEL & BRAESIDE COOKSTOWN 100

#2 06/05/2011 AROUND A POUND TANDRAGEE 100