

Around A Pound

TANDRAGEE 100

Friday 6th & Saturday 7th May 2011

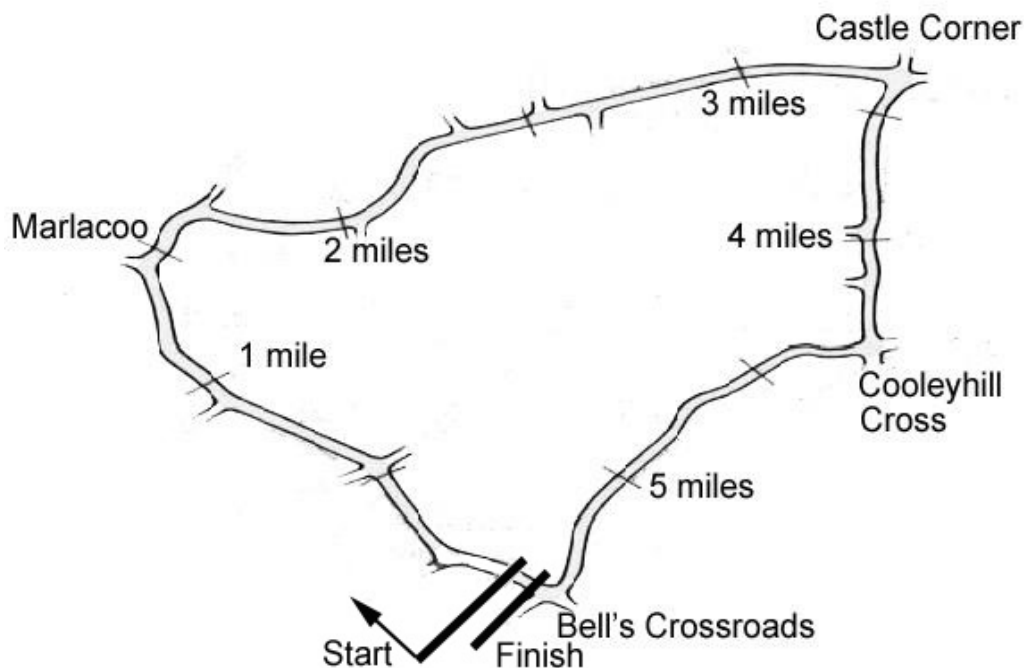
promoted by North Armagh MC & CC
www.tandragee100.co.uk

21st CENTURY BACK CARE CLASSIC

MILLSIDE ENGINEERING 1000cc
R HEATRICK LTD. 500cc
J.P. O'HAGAN TYRES 350cc
GROUCHO'S CAFÉ BAR 250cc



Tandragee Circuit 5.34375 miles



LAP RECORDS

Class	Rider	Machine	m s	mph	Year
125cc	Robert Dunlop	Honda	3 19.38	96.487	1999
Moto 450	to be established				
250cc	Phillip McCallen	Honda	3 10.0	101.25	1991
Supersport 400	Dave Leach	Yamaha	3 20.0	96.19	1995
Supertwins	Ryan Farquhar	Kawasaki 650	3 22.556	94.974	2009*
Supersport	Cameron Donald	Honda	3 02.724	105.282	2007*
Open 1000cc	Cameron Donald	Honda	2 59.908	106.930	2007*
Senior Support	Victor Gilmore	Kawasaki 750	3 14.29	99.014	1999
Junior Support	Michael Dunlop	Yamaha 250	3 20.909	95.752	2006*
Classic 1000cc	Stewart Parkhill	BSA 750	3 29.69	91.74	1996
Classic 500cc	Bob Jackson	Norton	3 27.03	92.921	1998
Classic 350cc	Colin Rodgers	Honda	3 38.59	88.007	1999
Classic 250cc	Gary Long	Suzuki	3 42.23	86.566	1997

* lap records set with chicane in place at Lough Road

MOST WINS at TANDRAGEE 100

Joey Dunlop	18	1971 - 00
Brian Reid	14	1980 - 94
Ray McCullough	10	1971 - 82
Phillip McCallen	9	1988 - 99
Sam McClements	8	1981 - 89
Robert Dunlop	7	1985 - 06
Ryan Farquhar	7	1996 - 09

ALL TIME IRISH ROAD RACE WINNERS (after Cookstown 100 2011)

Most Wins at All Irish Road Race Meetings			Most Wins at Irish National Road Race Meetings				
1.	Ryan Farquhar	160	1995-11	1.	Ryan Farquhar	150	1995-11
2.	Joey Dunlop	156	1971-00	2.	Joey Dunlop	119	1971-00
3.	Robert Dunlop	135	1980-08	3.	Robert Dunlop	111	1980-08
4.	Ray McCullough	109	1960-82	4.	Ray McCullough	99	1960-82
	Phillip McCallen	109	1987-99	5.	Phillip McCallen	84	1987-99

AROUND A POUND TANDRAGEE 100

CLASSIC - 21st Century Back Care

Free Practice


Friday, 06 May 2011



Pos	Class	No	Name	Machine / Sponsor	Best Lap			Total Laps	
					Time	Behind	Speed		
1	C500	5	Gary JAMISON	Honda 500	4:29.802		71.302	2	5
2	C1000	11	John SCOTT	R North Triumph 930	4:31.461	1.659	70.867	2	3
3	C250	76	Philip SHAW	Suzuki 250	4:34.384	4.582	70.112	4	5
4	C350	6	Keith COSTELLO	Drixton Honda 350 - Gerry O'Sullivan	4:36.863	7.061	69.484	4	5
5	C250	14	Jeff WARD	Suzuki 250 - Jeff Carbutt	4:41.655	11.853	68.302	2	5
6	C500	8	Allan BREW	Seeley G50 496 - Mike & Dawn Jacobs	4:44.836	15.034	67.539	5	5
7	C1000	51	Mark MORGAN	Norton 997 - Sam McKeown	4:44.929	15.127	67.517	2	2
8	C350	46	Joe LOCKHART	Honda 350 - Davies Motorsport	4:48.565	18.763	66.666	5	5
9	C500	2	Freddie STEWART	Honda 500	4:53.052	23.250	65.645	2	5
10	C350	24	George STINSON	Honda 350	4:54.422	24.620	65.340	2	5
11	C350	211	Tim STEPHENSON	Seeley Honda 350 - John Bell	4:55.861	26.059	65.022	2	5
12	C500	9	Sam KINKEAD	Drixton Honda 500	5:02.978	33.176	63.495	5	5
13	C250	27	Bryan ALLAN	Honda 198 - Dempster	5:05.505	35.703	62.970	5	5
14	C350	134	Sean LEONARD	Honda 350 - Leonard Coaches	5:05.839	36.037	62.901	2	5
15	C250	43	Alex McVICKER	Honda 250 - John Ennis	5:14.975	45.173	61.076	5	5
16	C350	167	Herbie RONAN	Honda 350	5:16.270	46.468	60.826	4	5
17	C250	111	Peter WAKEFIELD	Suzuki 250 - Jeff Carbutt	5:31.911	1:02.109	57.960	5	5
18	C500	45	Les CROSS	Seeley G50 496	5:36.042	1:06.240	57.247	5	5
19	C350	42	Brian LOUGHLIN	Honda 350	5:45.773	1:15.971	55.636	2	3
20	C500	20	Gary HUTTON	Honda 500	5:57.954	1:28.152	53.743	2	3
21	C250	69	Allen GIBSON	Honda 250	5:59.254	1:29.452	53.548	4	5
22	C350	100	James THOMPSON	Honda 350	6:10.010	1:40.208	51.992	4	5
23	C250	34	Trevor STEWART	Honda 250 - TJR Racing	6:22.333	1:52.531	50.316	5	5
24	C350	126	Tom FRAZER	Bultaco 350	6:30.862	2:01.060	49.218	2	2
25	C250	83	Thomas CRAIG	Suzuki 250	6:40.215	2:10.413	48.068	2	2
26	C350	52	Michael THOMAS	Honda 350	6:49.491	2:19.689	46.979	2	2

Free Practice Classification

Provisional result to be confirmed by the Stewards of the Meeting subject to completion of technical inspections & the time limit for protests

Track	Tandragee	Signed		Organising Club	North Armagh MC&CC
Length(miles)	5.3438 Lap 1 (5.2368)		Chief Timekeeper	Practice Started	18:19:47.192
Weather	Raining, 14°C, 96%RH	Issued At:	19:08:08		
Track	Wet				



MCUI
Ulster Centre
Timing
www.elaps-timing.com



Powered by
e-Laps II
© 2008
Walter Marks

AROUND A POUND TANDRAGEE 100

CLASSIC - 21st Century Back Care

Free Practice

Friday, 06 May 2011

DETAILED RESULT



Free Practice Classification

Position

1 5 Gary JAMISON

Behind

Best Time **4:29.802** Best Speed **71.302** On **2** Gp **a**

Lap	Elapsed Time	Lap Time	Lap Speed
1	8:30.408	8:30.408	36.936
2	13:00.210	4:29.802	71.302
3	29:14.937	16:14.727	19.736
4	34:19.811	5:04.874	63.100
5	39:46.398	5:26.587	58.905

2 11 John SCOTT

Behind **1.659**

Best Time **4:31.461** Best Speed **70.867** On **2** Gp **a**

Lap	Elapsed Time	Lap Time	Lap Speed
1	7:55.987	7:55.987	39.607
2	12:27.448	4:31.461	70.867
3	27:56.552	15:29.104	20.705

3 76 Philip SHAW

Behind **4.582**

Best Time **4:34.384** Best Speed **70.112** On **4** Gp **a**

Lap	Elapsed Time	Lap Time	Lap Speed
1	8:08.023	8:08.023	38.630
2	13:01.093	4:53.070	65.641
3	28:26.675	15:25.582	20.784
4	33:01.059	4:34.384	70.112
5	37:46.663	4:45.604	67.357

4 6 Keith COSTELLO

Behind **7.061**

Best Time **4:36.863** Best Speed **69.484** On **4** Gp **a**

Lap	Elapsed Time	Lap Time	Lap Speed
1	10:06.851	10:06.851	31.066
2	15:36.168	5:29.317	58.416
3	28:27.412	12:51.244	24.943
4	33:04.275	4:36.863	69.484
5	37:50.491	4:46.216	67.213

Free Practice Classification

Position

5 14 Jeff WARD

Behind **11.853**

Best Time **4:41.655** Best Speed **68.302** On **2** Gp **a**

Lap	Elapsed Time	Lap Time	Lap Speed
1	7:51.211	7:51.211	40.008
2	12:32.866	4:41.655	68.302
3	28:06.620	15:33.754	20.602
4	32:59.032	4:52.412	65.789
5	37:51.711	4:52.679	65.729

6 8 Allan BREW

Behind **15.034**

Best Time **4:44.836** Best Speed **67.539** On **5** Gp **a**

Lap	Elapsed Time	Lap Time	Lap Speed
1	8:42.501	8:42.501	36.081
2	13:32.938	4:50.437	66.236
3	28:36.565	15:03.627	21.289
4	33:23.351	4:46.786	67.080
5	38:08.187	4:44.836	67.539

7 51 Mark MORGAN

Behind **15.127**

Best Time **4:44.929** Best Speed **67.517** On **2** Gp **a**

Lap	Elapsed Time	Lap Time	Lap Speed
1	7:50.240	7:50.240	40.091
2	12:35.169	4:44.929	67.517

8 46 Joe LOCKHART

Behind **18.763**

Best Time **4:48.565** Best Speed **66.666** On **5** Gp **a**

Lap	Elapsed Time	Lap Time	Lap Speed
1	9:47.430	9:47.430	32.093
2	15:50.341	6:02.911	53.009
3	29:17.921	13:27.580	23.821
4	34:20.619	5:02.698	63.553
5	39:09.184	4:48.565	66.666

9 2 Freddie STEWART

Behind **23.250**

Best Time **4:53.052** Best Speed **65.645** On **2** Gp **a**

Lap	Elapsed Time	Lap Time	Lap Speed
1	8:10.972	8:10.972	38.398
2	13:04.024	4:53.052	65.645
3	28:41.293	15:37.269	20.525
4	34:03.349	5:22.056	59.733
5	39:33.457	5:30.108	58.276

AROUND A POUND TANDRAGEE 100

CLASSIC - 21st Century Back Care

Free Practice

Friday, 06 May 2011

DETAILED RESULT



Free Practice Classification

Position

10 24 George STINSON

Behind 24.620

Best Time 4:54.422 Best Speed 65.340 On 2 Gp a

Lap	Elapsed Time	Lap Time	Lap Speed
1	8:01.135	8:01.135	39.183
2	12:55.557	4:54.422	65.340
3	28:30.494	15:34.937	20.576
4	33:33.089	5:02.595	63.575
5	38:41.175	5:08.086	62.442

11 211 Tim STEPHENSON

Behind 26.059

Best Time 4:55.861 Best Speed 65.022 On 2 Gp a

Lap	Elapsed Time	Lap Time	Lap Speed
1	8:12.134	8:12.134	38.307
2	13:07.995	4:55.861	65.022
3	28:35.789	15:27.794	20.735
4	33:34.931	4:59.142	64.309
5	38:41.974	5:07.043	62.654

12 9 Sam KINKEAD

Behind 33.176

Best Time 5:02.978 Best Speed 63.495 On 5 Gp a

Lap	Elapsed Time	Lap Time	Lap Speed
1	9:46.181	9:46.181	32.161
2	15:41.532	5:55.351	54.137
3	28:59.912	13:18.380	24.096
4	34:09.760	5:09.848	62.087
5	39:12.738	5:02.978	63.495

13 27 Bryan ALLAN

Behind 35.703

Best Time 5:05.505 Best Speed 62.970 On 5 Gp a

Lap	Elapsed Time	Lap Time	Lap Speed
1	9:50.758	9:50.758	31.912
2	15:48.015	5:57.257	53.848
3	29:26.855	13:38.840	23.494
4	34:54.110	5:27.255	58.784
5	39:59.615	5:05.505	62.970

Free Practice Classification

Position

14 134 Sean LEONARD

Behind 36.037

Best Time 5:05.839 Best Speed 62.901 On 2 Gp a

Lap	Elapsed Time	Lap Time	Lap Speed
1	7:51.895	7:51.895	39.950
2	12:57.734	5:05.839	62.901
3	29:11.286	16:13.552	19.760
4	34:27.711	5:16.425	60.796
5	39:47.937	5:20.226	60.075

15 43 Alex McVICKER

Behind 45.173

Best Time 5:14.975 Best Speed 61.076 On 5 Gp a

Lap	Elapsed Time	Lap Time	Lap Speed
1	9:38.269	9:38.269	32.601
2	15:39.023	6:00.754	53.326
3	29:25.953	13:46.930	23.264
4	34:54.851	5:28.898	58.491
5	40:09.826	5:14.975	61.076

16 167 Herbie RONAN

Behind 46.468

Best Time 5:16.270 Best Speed 60.826 On 4 Gp a

Lap	Elapsed Time	Lap Time	Lap Speed
1	9:44.458	9:44.458	32.256
2	15:35.095	5:50.637	54.864
3	29:12.156	13:37.061	23.545
4	34:28.426	5:16.270	60.826
5	39:49.248	5:20.822	59.963

17 111 Peter WAKEFIELD

Behind 1:02.109

Best Time 5:31.911 Best Speed 57.960 On 5 Gp a

Lap	Elapsed Time	Lap Time	Lap Speed
1	9:50.130	9:50.130	31.946
2	15:48.791	5:58.661	53.637
3	29:20.489	13:31.698	23.700
4	34:59.934	5:39.445	56.673
5	40:31.845	5:31.911	57.960

AROUND A POUND TANDRAGEE 100

CLASSIC - 21st Century Back Care

Free Practice

Friday, 06 May 2011

DETAILED RESULT



Free Practice Classification

Position

18 45 Les CROSS

Behind 1:06.240

Best Time 5:36.042 Best Speed 57.247 On 5 Gp a

Lap	Elapsed Time	Lap Time	Lap Speed
1	9:22.418	9:22.418	33.520
2	15:43.545	6:21.127	50.475
3	29:48.803	14:05.258	22.759
4	35:32.702	5:43.899	55.939
5	41:08.744	5:36.042	57.247

19 42 Brian LOUGHLIN

Behind 1:15.971

Best Time 5:45.773 Best Speed 55.636 On 2 Gp a

Lap	Elapsed Time	Lap Time	Lap Speed
1	10:05.928	10:05.928	31.113
2	15:51.701	5:45.773	55.636
3	30:59.573	15:07.872	21.190

20 20 Gary HUTTON

Behind 1:28.152

Best Time 5:57.954 Best Speed 53.743 On 2 Gp a

Lap	Elapsed Time	Lap Time	Lap Speed
1	9:48.492	9:48.492	32.035
2	15:46.446	5:57.954	53.743
3	30:15.298	14:28.852	22.141

21 69 Allen GIBSON

Behind 1:29.452

Best Time 5:59.254 Best Speed 53.548 On 4 Gp a

Lap	Elapsed Time	Lap Time	Lap Speed
1	10:10.211	10:10.211	30.895
2	16:47.583	6:37.372	48.412
3	30:20.919	13:33.336	23.653
4	36:20.173	5:59.254	53.548
5	42:33.724	6:13.551	51.499

22 100 James THOMPSON

Behind 1:40.208

Best Time 6:10.010 Best Speed 51.992 On 4 Gp a

Lap	Elapsed Time	Lap Time	Lap Speed
1	10:11.973	10:11.973	30.806
2	16:22.722	6:10.749	51.888
3	30:13.360	13:50.638	23.160
4	36:23.370	6:10.010	51.992
5	42:34.448	6:11.078	51.842

Free Practice Classification

Position

23 34 Trevor STEWART

Behind 1:52.531

Best Time 6:22.333 Best Speed 50.316 On 5 Gp a

Lap	Elapsed Time	Lap Time	Lap Speed
1	10:50.982	10:50.982	28.960
2	18:19.027	7:28.045	42.937
3	30:53.210	12:34.183	25.508
4	37:25.040	6:31.830	49.097
5	43:47.373	6:22.333	50.316

24 126 Tom FRAZER

Behind 2:01.060

Best Time 6:30.862 Best Speed 49.218 On 2 Gp a

Lap	Elapsed Time	Lap Time	Lap Speed
1	10:47.939	10:47.939	29.096
2	17:18.801	6:30.862	49.218

25 83 Thomas CRAIG

Behind 2:10.413

Best Time 6:40.215 Best Speed 48.068 On 2 Gp a

Lap	Elapsed Time	Lap Time	Lap Speed
1	10:11.392	10:11.392	30.835
2	16:51.607	6:40.215	48.068

26 52 Michael THOMAS

Behind 2:19.689

Best Time 6:49.491 Best Speed 46.979 On 2 Gp a

Lap	Elapsed Time	Lap Time	Lap Speed
1	10:27.363	10:27.363	30.050
2	17:16.854	6:49.491	46.979

AROUND A POUND TANDRAGEE 100

CLASSIC

Tandragee 5.344 Miles

R4: 21st Century Back Care Classic Race

07/05/2011 13:15

Race (5 Laps)

Race 4 - CLASSIC

13	69 A	34 B	83 C
12	C	27 A	43 B
11	14 A	111 B	76 C
10			
9	100 A	52 B	126 C
8		46 A	42 B
7	16 A	211 B	24 C
6	B	40 A	6 B
5	26 A	134 B	167 C
4			
3	9 A	45 B	20 C
2	A	5 A	8 B
1	51 A POLE POSITION	2 B	11 C



AROUND A POUND TANDRAGEE 100

CLASSIC - 21st Century Back Care

Race 4 - Groucho's Café/JP O'Hagan Tyres/R Heatrick/Millside Eng

Saturday, 07 May 2011



Pos	Class	No	Name	Machine / Sponsor	Gp	Laps	Total Time	Behind	Speed	-----Best Lap-----	
										Time	Speed

Race Classification

1	C1000	51	Mark MORGAN	Norton 997 - Sam McKeown	a	4	15:11.957		83.957	3:47.541	84.545	2
2	C350	26	Chris McGAHAN	Honda 346 - Hales	b	4	15:20.340	8.383	83.192	3:47.329	84.624	4
3	C350	134	Sean LEONARD	Honda 350 - Leonard Coaches	b	4	15:25.143	13.186	82.760	3:48.314	84.259	3
4	C1000	11	John SCOTT	R North Triumph 930	a	4	15:28.556	16.599	82.456	3:47.721	84.478	3
5	C500	8	Allan BREW	Seeley G50 496 - Mike & Dawn Jacobs	a	4	15:29.999	18.042	82.328	3:48.919	84.036	4
6	C350	6	Keith COSTELLO	Drixton Honda 350 - Gerry O'Sullivan	b	4	15:34.315	22.358	81.948	3:51.676	83.036	3
7	C500	5	Gary JAMISON	Honda 500	a	4	15:35.451	23.494	81.848	3:51.486	83.104	3
8	C500	2	Freddie STEWART	Honda 500	a	4	15:51.203	39.246	80.493	3:57.638	80.953	4
9	C350	24	George STINSON	Honda 350	b	4	15:57.109	45.152	79.996	3:56.872	81.215	4
10	C250	14	Jeff WARD	Suzuki 250 - Jeff Carbutt	c	4	16:03.063	51.106	79.501	3:58.350	80.711	3
11	C350	167	Herbie RONAN	Honda 350	b	4	16:07.662	55.705	79.123	4:00.130	80.113	2
12	C250	76	Philip SHAW	Suzuki 250	c	4	16:12.043	1:00.086	78.767	3:59.626	80.281	3
13	C350	40	Barry DAVIDSON	Drixton Honda 350	b	4	16:14.685	1:02.728	78.553	4:01.750	79.576	3
14	C500	9	Sam KINKEAD	Drixton Honda 500	a	4	16:34.317	1:22.360	77.002	4:05.174	78.465	4
15	C500	45	Les CROSS	Seeley G50 496	a	4	16:40.771	1:28.814	76.506	4:08.147	77.525	4
16	C350	191	Tony WILLIS	BSA 350 - Willis Engineering	b	4	16:49.480	1:37.523	75.846	4:11.890	76.373	2
17	C250	111	Peter WAKEFIELD	Suzuki 250 - Jeff Carbutt	c	4	16:50.673	1:38.716	75.756	4:10.104	76.918	4
18	C350	46	Joe LOCKHART	Honda 350 - Davies Motorsport	b	4	17:07.735	1:55.778	74.499	4:13.465	75.898	4
19	C350	211	Tim STEPHENSON	Seeley Honda 350 - John Bell	b	4	17:20.475	2:08.518	73.586	4:17.781	74.627	4
20	C350	42	Brian LOUGHLIN	Honda 350	b	4	17:22.183	2:10.226	73.466	4:18.655	74.375	4
21	C250	27	Bryan ALLAN	Honda 198 - Dempster	c	4	17:24.754	2:12.797	73.285	4:17.857	74.605	4
22	C250	43	Alex McVICKER	Honda 250 - John Ennis	c	4	17:26.818	2:14.861	73.141	4:16.812	74.909	3
23	C250	83	Thomas CRAIG	Suzuki 250	c	4	18:33.516	3:21.559	68.759	4:34.702	70.030	2
24	C350	52	Michael THOMAS	Honda 350	b	4	19:10.883	3:58.926	66.527	4:44.931	67.516	4
25	C350	100	James THOMPSON	Honda 350	b	4	19:12.379	4:00.422	66.441	4:45.302	67.429	4
26	C250	69	Allen GIBSON	Honda 250	c	3	16:05.388	1 Lap	59.383	5:13.586	61.347	3
27	C250	34	Trevor STEWART	Honda 250 - TJR Racing	c	3	16:06.215	0.827	59.332	5:14.869	61.097	3


Fastest Lap

C350	26	Chris McGAHAN	Honda 346 - Hales	b						3:47.329	84.624	4
------	----	---------------	-------------------	---	--	--	--	--	--	----------	--------	---

Not Classified

DNF	C250	20	Gary HUTTON	Honda 198	c	3	14:01.762	1 Lap	68.104	4:26.167	72.276	2
-----	------	----	-------------	-----------	---	---	-----------	-------	--------	----------	--------	---

Provisional result to be confirmed by the Stewards of the Meeting subject to completion of technical inspections & the time limit for protests

Track	Tandragee	Signed		Organising Club	North Armagh MC&CC
Length(miles)	5.3438 Lap 1 (5.2368)		Chief Timekeeper	Warmup Started	
Weather	Cloudy			Race Started	13:03:18.034
Track	Dry	Issued At:	13:24:22	Gp Time Diff - b 26.92 / c 56.37	

AROUND A POUND TANDRAGEE 100

CLASSIC - 21st Century Back Care

Race 4 - Groucho's Café/JP O'Hagan Tyres/R Heatrick/Millside Eng

Saturday, 07 May 2011

DETAILED RESULT



Race Classification

1 51 Mark MORGAN

Total Time **15:11.957** Avg Speed **83.957** Behind
Best Time **3:47.541** Best Speed **84.545** On **2** Gp **a**

Lap	Elapsed Time	Lap Time	Lap Speed
1	3:45.755	3:45.755	83.508
2	7:33.296	3:47.541	84.545
3	11:22.404	3:49.108	83.967
4	15:11.957	3:49.553	83.804

2 26 Chris McGAHAN

Total Time **15:20.340** Avg Speed **83.192** Behind **8.383**
Best Time **3:47.329** Best Speed **84.624** On **4** Gp **b**

Lap	Elapsed Time	Lap Time	Lap Speed
1	3:53.442	3:53.442	80.758
2	7:44.760	3:51.318	83.165
3	11:33.011	3:48.251	84.282
4	15:20.340	3:47.329	84.624

3 134 Sean LEONARD

Total Time **15:25.143** Avg Speed **82.760** Behind **13.186**
Best Time **3:48.314** Best Speed **84.259** On **3** Gp **b**

Lap	Elapsed Time	Lap Time	Lap Speed
1	3:54.230	3:54.230	80.486
2	7:45.520	3:51.290	83.175
3	11:33.834	3:48.314	84.259
4	15:25.143	3:51.309	83.168

4 11 John SCOTT

Total Time **15:28.556** Avg Speed **82.456** Behind **16.599**
Best Time **3:47.721** Best Speed **84.478** On **3** Gp **a**

Lap	Elapsed Time	Lap Time	Lap Speed
1	4:02.296	4:02.296	77.807
2	7:52.822	3:50.526	83.450
3	11:40.543	3:47.721	84.478
4	15:28.556	3:48.013	84.370

5 8 Allan BREW

Total Time **15:29.999** Avg Speed **82.328** Behind **18.042**
Best Time **3:48.919** Best Speed **84.036** On **4** Gp **a**

Lap	Elapsed Time	Lap Time	Lap Speed
1	3:54.427	3:54.427	80.419
2	7:48.780	3:54.353	82.088
3	11:41.080	3:52.300	82.813
4	15:29.999	3:48.919	84.036

Race Classification

6 6 Keith COSTELLO

Total Time **15:34.315** Avg Speed **81.948** Behind **22.358**
Best Time **3:51.676** Best Speed **83.036** On **3** Gp **b**

Lap	Elapsed Time	Lap Time	Lap Speed
1	3:54.902	3:54.902	80.256
2	7:48.627	3:53.725	82.308
3	11:40.303	3:51.676	83.036
4	15:34.315	3:54.012	82.207

7 5 Gary JAMISON

Total Time **15:35.451** Avg Speed **81.848** Behind **23.494**
Best Time **3:51.486** Best Speed **83.104** On **3** Gp **a**

Lap	Elapsed Time	Lap Time	Lap Speed
1	3:56.377	3:56.377	79.755
2	7:50.717	3:54.340	82.092
3	11:42.203	3:51.486	83.104
4	15:35.451	3:53.248	82.477

8 2 Freddie STEWART

Total Time **15:51.203** Avg Speed **80.493** Behind **39.246**
Best Time **3:57.638** Best Speed **80.953** On **4** Gp **a**

Lap	Elapsed Time	Lap Time	Lap Speed
1	3:55.679	3:55.679	79.991
2	7:54.887	3:59.208	80.422
3	11:53.565	3:58.678	80.600
4	15:51.203	3:57.638	80.953

9 24 George STINSON

Total Time **15:57.109** Avg Speed **79.996** Behind **45.152**
Best Time **3:56.872** Best Speed **81.215** On **4** Gp **b**

Lap	Elapsed Time	Lap Time	Lap Speed
1	3:59.792	3:59.792	78.619
2	7:58.539	3:58.747	80.577
3	12:00.237	4:01.698	79.593
4	15:57.109	3:56.872	81.215

10 14 Jeff WARD

Total Time **16:03.063** Avg Speed **79.501** Behind **51.106**
Best Time **3:58.350** Best Speed **80.711** On **3** Gp **c**

Lap	Elapsed Time	Lap Time	Lap Speed
1	4:04.901	4:04.901	76.979
2	8:06.196	4:01.295	79.726
3	12:04.546	3:58.350	80.711
4	16:03.063	3:58.517	80.655



MCUI
Ulster Centre
Timing
www.elaps-timing.com



Powered by
e-Laps II
© 2008
Walter Marks

AROUND A POUND TANDRAGEE 100

CLASSIC - 21st Century Back Care

Race 4 - Groucho's Café/JP O'Hagan Tyres/R Heatrick/Millside Eng

Saturday, 07 May 2011

DETAILED RESULT



Race Classification

11 167 Herbie RONAN

Total Time **16:07.662** Avg Speed **79.123** Behind **55.705**
Best Time **4:00.130** Best Speed **80.113** On **2** Gp **b**

Lap	Elapsed Time	Lap Time	Lap Speed
1	3:58.614	3:58.614	79.008
2	7:58.744	4:00.130	80.113
3	12:02.803	4:04.059	78.823
4	16:07.662	4:04.859	78.566

12 76 Philip SHAW

Total Time **16:12.043** Avg Speed **78.767** Behind **1:00.086**
Best Time **3:59.626** Best Speed **80.281** On **3** Gp **c**

Lap	Elapsed Time	Lap Time	Lap Speed
1	4:10.666	4:10.666	75.209
2	8:12.185	4:01.519	79.652
3	12:11.811	3:59.626	80.281
4	16:12.043	4:00.232	80.079

13 40 Barry DAVIDSON

Total Time **16:14.685** Avg Speed **78.553** Behind **1:02.728**
Best Time **4:01.750** Best Speed **79.576** On **3** Gp **b**

Lap	Elapsed Time	Lap Time	Lap Speed
1	4:05.583	4:05.583	76.765
2	8:09.323	4:03.740	78.926
3	12:11.073	4:01.750	79.576
4	16:14.685	4:03.612	78.968

14 9 Sam KINKEAD

Total Time **16:34.317** Avg Speed **77.002** Behind **1:22.360**
Best Time **4:05.174** Best Speed **78.465** On **4** Gp **a**

Lap	Elapsed Time	Lap Time	Lap Speed
1	4:06.894	4:06.894	76.358
2	8:19.838	4:12.944	76.054
3	12:29.143	4:09.305	77.165
4	16:34.317	4:05.174	78.465

15 45 Les CROSS

Total Time **16:40.771** Avg Speed **76.506** Behind **1:28.814**
Best Time **4:08.147** Best Speed **77.525** On **4** Gp **a**

Lap	Elapsed Time	Lap Time	Lap Speed
1	4:11.298	4:11.298	75.020
2	8:23.334	4:12.036	76.328
3	12:32.624	4:09.290	77.169
4	16:40.771	4:08.147	77.525

Race Classification

16 191 Tony WILLIS

Total Time **16:49.480** Avg Speed **75.846** Behind **1:37.523**
Best Time **4:11.890** Best Speed **76.373** On **2** Gp **b**

Lap	Elapsed Time	Lap Time	Lap Speed
1	4:11.225	4:11.225	75.041
2	8:23.115	4:11.890	76.373
3	12:35.830	4:12.715	76.123
4	16:49.480	4:13.650	75.843

17 111 Peter WAKEFIELD

Total Time **16:50.673** Avg Speed **75.756** Behind **1:38.716**
Best Time **4:10.104** Best Speed **76.918** On **4** Gp **c**

Lap	Elapsed Time	Lap Time	Lap Speed
1	4:14.818	4:14.818	73.983
2	8:29.043	4:14.225	75.671
3	12:40.569	4:11.526	76.483
4	16:50.673	4:10.104	76.918

18 46 Joe LOCKHART

Total Time **17:07.735** Avg Speed **74.499** Behind **1:55.778**
Best Time **4:13.465** Best Speed **75.898** On **4** Gp **b**

Lap	Elapsed Time	Lap Time	Lap Speed
1	4:19.792	4:19.792	72.567
2	8:38.365	4:18.573	74.399
3	12:54.270	4:15.905	75.174
4	17:07.735	4:13.465	75.898

19 211 Tim STEPHENSON

Total Time **17:20.475** Avg Speed **73.586** Behind **2:08.518**
Best Time **4:17.781** Best Speed **74.627** On **4** Gp **b**

Lap	Elapsed Time	Lap Time	Lap Speed
1	4:22.767	4:22.767	71.745
2	8:43.981	4:21.214	73.647
3	13:02.694	4:18.713	74.358
4	17:20.475	4:17.781	74.627

20 42 Brian LOUGHLIN

Total Time **17:22.183** Avg Speed **73.466** Behind **2:10.226**
Best Time **4:18.655** Best Speed **74.375** On **4** Gp **b**

Lap	Elapsed Time	Lap Time	Lap Speed
1	4:22.329	4:22.329	71.865
2	8:43.293	4:20.964	73.717
3	13:03.528	4:20.235	73.924
4	17:22.183	4:18.655	74.375



MCUI
Ulster Centre
Timing
www.elaps-timing.com



Powered by
e-Laps II
© 2008
Walter Marks

AROUND A POUND TANDRAGEE 100

CLASSIC - 21st Century Back Care

Race 4 - Groucho's Café/JP O'Hagan Tyres/R Heatrick/Millside Eng

Saturday, 07 May 2011

DETAILED RESULT



Race Classification

21 27 Bryan ALLAN

Total Time **17:24.754** Avg Speed **73.285** Behind **2:12.797**
Best Time **4:17.857** Best Speed **74.605** On **4** Gp **c**

Lap	Elapsed Time	Lap Time	Lap Speed
1	4:20.236	4:20.236	72.443
2	8:44.838	4:24.602	72.704
3	13:06.897	4:22.059	73.409
4	17:24.754	4:17.857	74.605

22 43 Alex McVICKER

Total Time **17:26.818** Avg Speed **73.141** Behind **2:14.861**
Best Time **4:16.812** Best Speed **74.909** On **3** Gp **c**

Lap	Elapsed Time	Lap Time	Lap Speed
1	4:27.753	4:27.753	70.409
2	8:52.328	4:24.575	72.711
3	13:09.140	4:16.812	74.909
4	17:26.818	4:17.678	74.657

23 83 Thomas CRAIG

Total Time **18:33.516** Avg Speed **68.759** Behind **3:21.559**
Best Time **4:34.702** Best Speed **70.030** On **2** Gp **c**

Lap	Elapsed Time	Lap Time	Lap Speed
1	4:44.058	4:44.058	66.368
2	9:18.760	4:34.702	70.030
3	13:56.974	4:38.214	69.146
4	18:33.516	4:36.542	69.564

24 52 Michael THOMAS

Total Time **19:10.883** Avg Speed **66.527** Behind **3:58.926**
Best Time **4:44.931** Best Speed **67.516** On **4** Gp **b**

Lap	Elapsed Time	Lap Time	Lap Speed
1	4:46.234	4:46.234	65.863
2	9:34.539	4:48.305	66.726
3	14:25.952	4:51.413	66.015
4	19:10.883	4:44.931	67.516

25 100 James THOMPSON

Total Time **19:12.379** Avg Speed **66.441** Behind **4:00.422**
Best Time **4:45.302** Best Speed **67.429** On **4** Gp **b**

Lap	Elapsed Time	Lap Time	Lap Speed
1	4:52.491	4:52.491	64.454
2	9:38.990	4:46.499	67.147
3	14:27.077	4:48.087	66.777
4	19:12.379	4:45.302	67.429

Race Classification

26 69 Allen GIBSON

Total Time **16:05.388** Avg Speed **59.383** Behind **1 Lap**
Best Time **5:13.586** Best Speed **61.347** On **3** Gp **c**

Lap	Elapsed Time	Lap Time	Lap Speed
1	5:29.913	5:29.913	57.143
2	10:51.802	5:21.889	59.764
3	16:05.388	5:13.586	61.347

27 34 Trevor STEWART

Total Time **16:06.215** Avg Speed **59.332** Behind **0.827**
Best Time **5:14.869** Best Speed **61.097** On **3** Gp **c**

Lap	Elapsed Time	Lap Time	Lap Speed
1	5:29.554	5:29.554	57.205
2	10:51.346	5:21.792	59.782
3	16:06.215	5:14.869	61.097

Not Classified

DNF 20 Gary HUTTON

Total Time **14:01.762** Avg Speed **68.104** Behind **1 Lap**
Best Time **4:26.167** Best Speed **72.276** On **2** Gp **c**

Lap	Elapsed Time	Lap Time	Lap Speed
1	4:23.426	4:23.426	71.566
2	8:49.593	4:26.167	72.276
3	14:01.762	5:12.169	61.625



MCUI
Ulster Centre
Timing
www.elaps-timing.com



Powered by
e-Laps II
© 2008
Walter Marks

AROUND A POUND TANDRAGEE 100

CLASSIC - 21st Century Back Care

Race 4 - Groucho's Café/JP O'Hagan Tyres/R Heatrick/Millside Eng

LAP CHART



1					2					3				
No	Name	G	Elapsed Time	Lap Time	No	Name	G	Elapsed Time	Lap Time	No	Name	G	Elapsed Time	Lap Time
51	Mark MORGAN	a	3:45.755	3:45.755	51	Mark MORGAN	a	7:33.296	3:47.541	51	Mark MORGAN	a	11:22.404	3:49.108
26	Chris McGAHAN	b	3:53.442	3:53.442	26	Chris McGAHAN	b	7:44.760	3:51.318	26	Chris McGAHAN	b	11:33.011	3:48.251
134	Sean LEONARD	b	3:54.230	3:54.230	134	Sean LEONARD	b	7:45.520	3:51.290	134	Sean LEONARD	b	11:33.834	3:48.314
8	Allan BREW	a	3:54.427	3:54.427	6	Keith COSTELLO	b	7:48.627	3:53.725	6	Keith COSTELLO	b	11:40.303	3:51.676
6	Keith COSTELLO	b	3:54.902	3:54.902	8	Allan BREW	a	7:48.780	3:54.353	11	John SCOTT	a	11:40.543	3:47.721
2	Freddie STEWART	a	3:55.679	3:55.679	5	Gary JAMISON	a	7:50.717	3:54.340	8	Allan BREW	a	11:41.080	3:52.300
5	Gary JAMISON	a	3:56.377	3:56.377	11	John SCOTT	a	7:52.822	3:50.526	5	Gary JAMISON	a	11:42.203	3:51.486
167	Herbie RONAN	b	3:58.614	3:58.614	2	Freddie STEWART	a	7:54.887	3:59.208	2	Freddie STEWART	a	11:53.565	3:58.678
24	George STINSON	b	3:59.792	3:59.792	24	George STINSON	b	7:58.539	3:58.747	24	George STINSON	b	12:00.237	4:01.698
11	John SCOTT	a	4:02.296	4:02.296	167	Herbie RONAN	b	7:58.744	4:00.130	167	Herbie RONAN	b	12:02.803	4:04.059
14	Jeff WARD	c	4:04.901	4:04.901	14	Jeff WARD	c	8:06.196	4:01.295	14	Jeff WARD	c	12:04.546	3:58.350
40	Barry DAVIDSON	b	4:05.583	4:05.583	40	Barry DAVIDSON	b	8:09.323	4:03.740	40	Barry DAVIDSON	b	12:11.073	4:01.750
9	Sam KINKEAD	a	4:06.894	4:06.894	76	Philip SHAW	c	8:12.185	4:01.519	76	Philip SHAW	c	12:11.811	3:59.626
76	Philip SHAW	c	4:10.666	4:10.666	9	Sam KINKEAD	a	8:19.838	4:12.944	9	Sam KINKEAD	a	12:29.143	4:09.305
191	Tony WILLIS	b	4:11.225	4:11.225	191	Tony WILLIS	b	8:23.115	4:11.890	45	Les CROSS	a	12:32.624	4:09.290
45	Les CROSS	a	4:11.298	4:11.298	45	Les CROSS	a	8:23.334	4:12.036	191	Tony WILLIS	b	12:35.830	4:12.715
111	Peter WAKEFIELD	c	4:14.818	4:14.818	111	Peter WAKEFIELD	c	8:29.043	4:14.225	111	Peter WAKEFIELD	c	12:40.569	4:11.526
46	Joe LOCKHART	b	4:19.792	4:19.792	46	Joe LOCKHART	b	8:38.365	4:18.573	46	Joe LOCKHART	b	12:54.270	4:15.905
27	Bryan ALLAN	c	4:20.236	4:20.236	42	Brian LOUGHLIN	b	8:43.293	4:20.964	211	Tim STEPHENSON	b	13:02.694	4:18.713
42	Brian LOUGHLIN	b	4:22.329	4:22.329	211	Tim STEPHENSON	b	8:43.981	4:21.214	42	Brian LOUGHLIN	b	13:03.528	4:20.235
211	Tim STEPHENSON	b	4:22.767	4:22.767	27	Bryan ALLAN	c	8:44.838	4:24.602	27	Bryan ALLAN	c	13:06.897	4:22.059
20	Gary HUTTON	c	4:23.426	4:23.426	20	Gary HUTTON	c	8:49.593	4:26.167	43	Alex McVICKER	c	13:09.140	4:16.812
43	Alex McVICKER	c	4:27.753	4:27.753	43	Alex McVICKER	c	8:52.328	4:24.575	83	Thomas CRAIG	c	13:56.974	4:38.214
83	Thomas CRAIG	c	4:44.058	4:44.058	83	Thomas CRAIG	c	9:18.760	4:34.702	20	Gary HUTTON	c	14:01.762	5:12.169
52	Michael THOMAS	b	4:46.234	4:46.234	52	Michael THOMAS	b	9:34.539	4:48.305	52	Michael THOMAS	b	14:25.952	4:51.413
100	James THOMPSON	b	4:52.491	4:52.491	100	James THOMPSON	b	9:38.990	4:46.499	100	James THOMPSON	b	14:27.077	4:48.087
34	Trevor STEWART	c	5:29.554	5:29.554	34	Trevor STEWART	c	10:51.346	5:21.792	69	Allen GIBSON	c	16:05.388	5:13.586
69	Allen GIBSON	c	5:29.913	5:29.913	69	Allen GIBSON	c	10:51.802	5:21.889	34	Trevor STEWART	c	16:06.215	5:14.869

AROUND A POUND TANDRAGEE 100

CLASSIC - 21st Century Back Care

Race 4 - Groucho's Café/JP O'Hagan Tyres/R Heatrick/Millside Eng

LAP CHART



4

No	Name	G	Elapsed Time	Lap Time
51	Mark MORGAN	a	15:11.957	3:49.553
26	Chris McGAHAN	b	15:20.340	3:47.329
134	Sean LEONARD	b	15:25.143	3:51.309
11	John SCOTT	a	15:28.556	3:48.013
8	Allan BREW	a	15:29.999	3:48.919
6	Keith COSTELLO	b	15:34.315	3:54.012
5	Gary JAMISON	a	15:35.451	3:53.248
2	Freddie STEWART	a	15:51.203	3:57.638
24	George STINSON	b	15:57.109	3:56.872
14	Jeff WARD	c	16:03.063	3:58.517
167	Herbie RONAN	b	16:07.662	4:04.859
76	Philip SHAW	c	16:12.043	4:00.232
40	Barry DAVIDSON	b	16:14.685	4:03.612
9	Sam KINKEAD	a	16:34.317	4:05.174
45	Les CROSS	a	16:40.771	4:08.147
191	Tony WILLIS	b	16:49.480	4:13.650
111	Peter WAKEFIELD	c	16:50.673	4:10.104
46	Joe LOCKHART	b	17:07.735	4:13.465
211	Tim STEPHENSON	b	17:20.475	4:17.781
42	Brian LOUGHLIN	b	17:22.183	4:18.655
27	Bryan ALLAN	c	17:24.754	4:17.857
43	Alex McVICKER	c	17:26.818	4:17.678
83	Thomas CRAIG	c	18:33.516	4:36.542
52	Michael THOMAS	b	19:10.883	4:44.931
100	James THOMPSON	b	19:12.379	4:45.302

IRISH ROAD RACE CLASSIC 1000cc (subject to confirmation)

2011

Pos	No.	Name	Total	Diff	Gap	#1 #2	
						R1	R1
1	51	Mark MORGAN	50	0	0	25	25
2	11	John SCOTT	40	10	10	20	20

Event Legend

#1	29/04/2011	ROYAL HOTEL & BRAESIDE COOKSTOWN 100	#2	06/05/2011	AROUND A POUND TANDRAGEE 100
----	------------	--------------------------------------	----	------------	------------------------------

Championship Standings of IRISH ROAD RACE CLASSIC 250cc (subject to confirmation) 07/05/2011 13:34:34

IRISH ROAD RACE CLASSIC 250cc (subject to confirmation)

2011

Pos	No.	Name	Total	Diff	Gap	#1 #2	
						R7	R1
1	14	Jeff WARD	45	0	0	20	25
2	76	Philip SHAW	33	12	12	13	20
3	11	Peter WAKEFIELD	32	13	1	16	16
4	19	Kevin STROWGER	25	20	7	25	x
5	27	Bryan ALLAN	23	22	2	10	13
6	43	Alex McVICKER	19	26	4	8	11
7	69	Allen GIBSON	15	30	4	6	9
8	40	Barry DAVIDSON	11	34	4	11	x
9	34	Trevor STEWART	11	34	0	3	8
10	83	Thomas CRAIG	10	35	1	x	10
11	10	Chris BLAIR	9	36	1	9	x
12	48	Alex BLACK	7	38	2	7	x
13	30	Robert WRIGHT	5	40	2	5	x
14	15	Dave BROUGH	4	41	1	4	x

Event Legend

#1	29/04/2011	ROYAL HOTEL & BRAESIDE COOKSTOWN 100	#2	06/05/2011	AROUND A POUND TANDRAGEE 100
----	------------	--------------------------------------	----	------------	------------------------------

Championship Standings of IRISH ROAD RACE CLASSIC 350cc (subject to confirmation) 07/05/2011 13:34:34

IRISH ROAD RACE CLASSIC 350cc (subject to confirmation)

2011

Pos	No.	Name	Total	Diff	Gap	#1 #2	
						R8	R1
1	26	Chris McGAHAN	45	0	0	20	25
2	134	Sean LEONARD	36	9	9	16	20
3	71	Davy MORGAN	25	20	11	25	x
4	6	Keith COSTELLO	25	20	0	9	16
5	167	Herbie RONAN	24	21	1	13	11
6	40	Barry DAVIDSON	21	24	3	11	10
7	24	George STINSON	13	32	8	x	13
8	211	Tim STEPHENSON	12	33	1	5	7
9	119	Tony WILLIS	11	34	1	2	9
10	18	Thomas HOGG	10	35	1	10	x
11	4	Billy LYLE	8	37	2	8	x
12	46	Joe LOCKHART	8	37	0	x	8
13	25	David HASTINGS	7	38	1	7	x
14	2	Freddie STEWART	6	39	1	6	x
15	42	Brian LOUGHLIN	6	39	0	x	6
16	52	Michael THOMAS	5	40	1	x	5
17	130	Mark CAPEWELL	4	41	1	4	x
18	100	James THOMPSON	4	41	0	x	4
19	43	Alex McVICKER	3	42	1	3	x
20	114	George GOLDIE	1	44	2	1	x

Event Legend

#1	29/04/2011	ROYAL HOTEL & BRAESIDE COOKSTOWN 100	#2	06/05/2011	AROUND A POUND TANDRAGEE 100
----	------------	--------------------------------------	----	------------	------------------------------

IRISH ROAD RACE CLASSIC 500cc (subject to confirmation)

2011

Pos	No.	Name	Total	Diff	Gap	#1 #2	
						R1	R1
1	8	Allan BREW	41	0	0	16	25
2	2	Freddie STEWART	36	5	5	20	16
3	5	Gary JAMISON	33	8	3	13	20
4	61	Wattie BROWN	25	16	8	25	x
5	9	Sam KINKEAD	21	20	4	8	13
6	45	Les CROSS	17	24	4	6	11
7	6	Keith COSTELLO	11	30	6	11	x
8	50	John JONES	10	31	1	10	x
9	106	Andy HUNT	9	32	1	9	x
10	20	Gary HUTTON	7	34	2	7	x

Event Legend

#1	29/04/2011	ROYAL HOTEL & BRAESIDE COOKSTOWN 100	#2	06/05/2011	AROUND A POUND TANDRAGEE 100
----	------------	--------------------------------------	----	------------	------------------------------

ULSTER ROAD RACE CLASSIC 1000cc (subject to confirmation)

2011

Pos	No.	Name	Total	Diff	Gap	#1 #2	
						R1	R1
1	51	Mark MORGAN	50	0	0	25	25
2	11	John SCOTT	40	10	10	20	20

Event Legend

#1	29/04/2011	ROYAL HOTEL & BRAESIDE COOKSTOWN 100	#2	06/05/2011	AROUND A POUND TANDRAGEE 100
----	------------	--------------------------------------	----	------------	------------------------------

Championship Standings of ULSTER ROAD RACE CLASSIC 250cc (subject to confirmation) 07/05/2011 13:35:20

ULSTER ROAD RACE CLASSIC 250cc (subject to confirmation)

2011

Pos	No.	Name	Total	Diff	Gap	#1 #2	
						R7	R1
1	14	Jeff WARD	45	0	0	20	25
2	76	Philip SHAW	33	12	12	13	20
3	11	Peter WAKEFIELD	32	13	1	16	16
4	19	Kevin STROWGER	25	20	7	25	x
5	27	Bryan ALLAN	23	22	2	10	13
6	43	Alex McVICKER	19	26	4	8	11
7	69	Allen GIBSON	15	30	4	6	9
8	40	Barry DAVIDSON	11	34	4	11	x
9	34	Trevor STEWART	11	34	0	3	8
10	83	Thomas CRAIG	10	35	1	x	10
11	10	Chris BLAIR	9	36	1	9	x
12	48	Alex BLACK	7	38	2	7	x
13	30	Robert WRIGHT	5	40	2	5	x
14	15	Dave BROUGH	4	41	1	4	x

Event Legend

#1	29/04/2011	ROYAL HOTEL & BRAESIDE COOKSTOWN 100	#2	06/05/2011	AROUND A POUND TANDRAGEE 100
----	------------	--------------------------------------	----	------------	------------------------------

Championship Standings of ULSTER ROAD RACE CLASSIC 350cc (subject to confirmation) 07/05/2011 13:35:20

ULSTER ROAD RACE CLASSIC 350cc (subject to confirmation)

2011

Pos	No.	Name	Total	Diff	Gap	#1 #2	
						R8	R1
1	26	Chris McGAHAN	45	0	0	20	25
2	134	Sean LEONARD	36	9	9	16	20
3	71	Davy MORGAN	25	20	11	25	x
4	6	Keith COSTELLO	25	20	0	9	16
5	167	Herbie RONAN	24	21	1	13	11
6	40	Barry DAVIDSON	21	24	3	11	10
7	24	George STINSON	13	32	8	x	13
8	211	Tim STEPHENSON	12	33	1	5	7
9	119	Tony WILLIS	11	34	1	2	9
10	18	Thomas HOGG	10	35	1	10	x
11	4	Billy LYLE	8	37	2	8	x
12	46	Joe LOCKHART	8	37	0	x	8
13	25	David HASTINGS	7	38	1	7	x
14	2	Freddie STEWART	6	39	1	6	x
15	42	Brian LOUGHLIN	6	39	0	x	6
16	52	Michael THOMAS	5	40	1	x	5
17	130	Mark CAPEWELL	4	41	1	4	x
18	100	James THOMPSON	4	41	0	x	4
19	43	Alex McVICKER	3	42	1	3	x
20	114	George GOLDIE	1	44	2	1	x

Event Legend

#1	29/04/2011	ROYAL HOTEL & BRAESIDE COOKSTOWN 100	#2	06/05/2011	AROUND A POUND TANDRAGEE 100
----	------------	--------------------------------------	----	------------	------------------------------

ULSTER ROAD RACE CLASSIC 500cc (subject to confirmation)

2011

Pos	No.	Name	Total	Diff	Gap	#1 #2	
						R1	R1
1	8	Allan BREW	41	0	0	16	25
2	2	Freddie STEWART	36	5	5	20	16
3	5	Gary JAMISON	33	8	3	13	20
4	61	Wattie BROWN	25	16	8	25	x
5	9	Sam KINKEAD	21	20	4	8	13
6	45	Les CROSS	17	24	4	6	11
7	6	Keith COSTELLO	11	30	6	11	x
8	50	John JONES	10	31	1	10	x
9	106	Andy HUNT	9	32	1	9	x
10	20	Gary HUTTON	7	34	2	7	x

Event Legend

#1	29/04/2011	ROYAL HOTEL & BRAESIDE COOKSTOWN 100	#2	06/05/2011	AROUND A POUND TANDRAGEE 100
----	------------	--------------------------------------	----	------------	------------------------------