

Around A Pound

TANDRAGEE 100

Friday 6th & Saturday 7th May 2011

promoted by North Armagh MC & CC

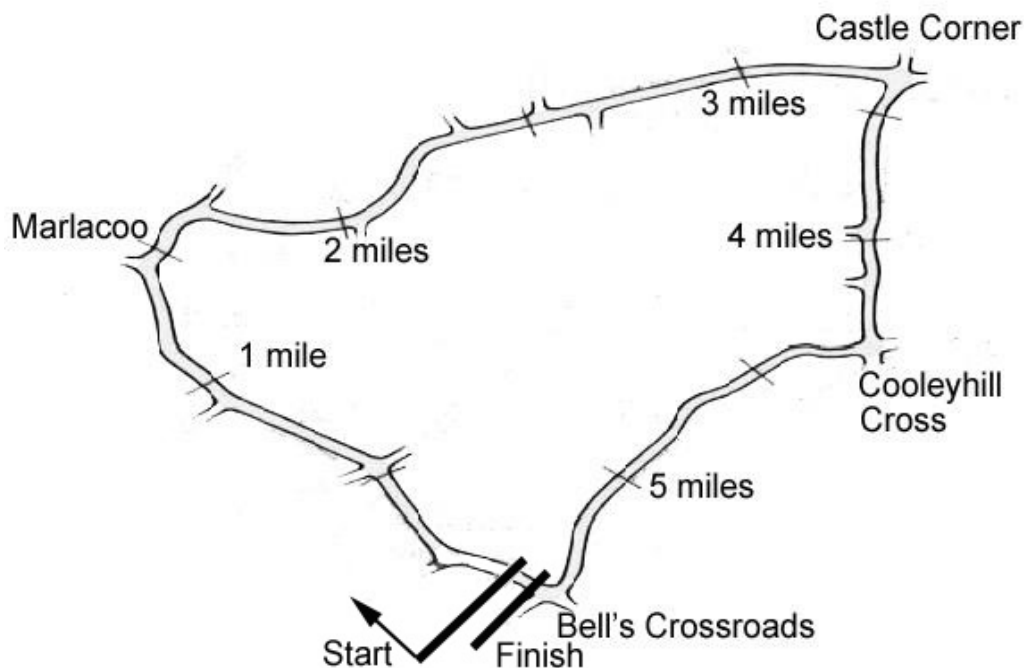
www.tandragee100.co.uk



JUNIOR SUPPORT



Tandragee Circuit 5.34375 miles



LAP RECORDS

Class	Rider	Machine	m s	mph	Year
125cc	Robert Dunlop	Honda	3 19.38	96.487	1999
Moto 450	to be established				
250cc	Phillip McCallen	Honda	3 10.0	101.25	1991
Supersport 400	Dave Leach	Yamaha	3 20.0	96.19	1995
Supertwins	Ryan Farquhar	Kawasaki 650	3 22.556	94.974	2009*
Supersport	Cameron Donald	Honda	3 02.724	105.282	2007*
Open 1000cc	Cameron Donald	Honda	2 59.908	106.930	2007*
Senior Support	Victor Gilmore	Kawasaki 750	3 14.29	99.014	1999
Junior Support	Michael Dunlop	Yamaha 250	3 20.909	95.752	2006*
Classic 1000cc	Stewart Parkhill	BSA 750	3 29.69	91.74	1996
Classic 500cc	Bob Jackson	Norton	3 27.03	92.921	1998
Classic 350cc	Colin Rodgers	Honda	3 38.59	88.007	1999
Classic 250cc	Gary Long	Suzuki	3 42.23	86.566	1997

* lap records set with chicane in place at Lough Road

MOST WINS at TANDRAGEE 100

Joey Dunlop	18	1971 - 00
Brian Reid	14	1980 - 94
Ray McCullough	10	1971 - 82
Phillip McCallen	9	1988 - 99
Sam McClements	8	1981 - 89
Robert Dunlop	7	1985 - 06
Ryan Farquhar	7	1996 - 09

ALL TIME IRISH ROAD RACE WINNERS (after Cookstown 100 2011)

Most Wins at All Irish Road Race Meetings			Most Wins at Irish National Road Race Meetings		
1.	Ryan Farquhar	160 1995-11	1.	Ryan Farquhar	150 1995-11
2.	Joey Dunlop	156 1971-00	2.	Joey Dunlop	119 1971-00
3.	Robert Dunlop	135 1980-08	3.	Robert Dunlop	111 1980-08
4.	Ray McCullough	109 1960-82	4.	Ray McCullough	99 1960-82
	Phillip McCallen	109 1987-99	5.	Phillip McCallen	84 1987-99

AROUND A POUND TANDRAGEE 100

JUNIOR SUPPORT

Qualifying

Friday, 06 May 2011

DETAILED RESULT



Free Practice Classification

Position

1 113 Ronan PENTONY

Behind

Best Time **3:32.048** Best Speed **90.722** On **5** Gp **a**

Lap	Elapsed Time	Lap Time	Lap Speed
1	4:45.633	4:45.633	66.002
2	8:23.830	3:38.197	88.166
3	11:57.302	3:33.472	90.117
4	15:33.144	3:35.842	89.128
5	19:05.192	3:32.048	90.722

2 93 Ciaran O'CALLAGHAN

Behind **1.226**

Best Time **3:33.274** Best Speed **90.201** On **5** Gp **a**

Lap	Elapsed Time	Lap Time	Lap Speed
1	4:52.772	4:52.772	64.392
2	8:28.975	3:36.203	88.979
3	12:06.080	3:37.105	88.609
4	15:43.514	3:37.434	88.475
5	19:16.788	3:33.274	90.201

3 103 Reuben McPHEE

Behind **2.237**

Best Time **3:34.285** Best Speed **89.775** On **5** Gp **a**

Lap	Elapsed Time	Lap Time	Lap Speed
1	4:44.884	4:44.884	66.175
2	8:28.583	3:43.699	85.997
3	12:07.333	3:38.750	87.943
4	15:44.817	3:37.484	88.455
5	19:19.102	3:34.285	89.775

4 44 Mick JORDAN

Behind **3.600**

Best Time **3:35.648** Best Speed **89.208** On **5** Gp **a**

Lap	Elapsed Time	Lap Time	Lap Speed
1	4:54.117	4:54.117	64.098
2	8:39.520	3:45.403	85.347
3	12:20.654	3:41.134	86.995
4	15:58.149	3:37.495	88.450
5	19:33.797	3:35.648	89.208

Free Practice Classification

Position

5 10 Tom LLEWELYN

Behind **4.125**

Best Time **3:36.173** Best Speed **88.991** On **4** Gp **a**

Lap	Elapsed Time	Lap Time	Lap Speed
1	5:41.763	5:41.763	55.162
2	9:22.520	3:40.757	87.143
3	12:59.197	3:36.677	88.784
4	16:35.370	3:36.173	88.991
5	20:12.469	3:37.099	88.612

6 7 Ciaran DONNELLY

Behind **5.738**

Best Time **3:37.786** Best Speed **88.332** On **4** Gp **a**

Lap	Elapsed Time	Lap Time	Lap Speed
1	4:54.806	4:54.806	63.948
2	8:39.892	3:45.086	85.467
3	12:21.025	3:41.133	86.995
4	15:58.811	3:37.786	88.332
5	19:40.358	3:41.547	86.833

7 35 Colin McWHIRTER

Behind **7.750**

Best Time **3:39.798** Best Speed **87.524** On **5** Gp **a**

Lap	Elapsed Time	Lap Time	Lap Speed
1	4:44.098	4:44.098	66.358
2	8:28.192	3:44.094	85.846
3	12:10.900	3:42.708	86.380
4	15:51.788	3:40.888	87.092
5	19:31.586	3:39.798	87.524

8 77 Mark SHIELS

Behind **8.315**

Best Time **3:40.363** Best Speed **87.299** On **5** Gp **a**

Lap	Elapsed Time	Lap Time	Lap Speed
1	5:06.896	5:06.896	61.429
2	8:56.314	3:49.418	83.853
3	12:38.681	3:42.367	86.512
4	16:20.235	3:41.554	86.830
5	20:00.598	3:40.363	87.299

AROUND A POUND TANDRAGEE 100

JUNIOR SUPPORT

Qualifying

Friday, 06 May 2011

DETAILED RESULT



Free Practice Classification

Position

9 18 Vic ALLAN

Behind 9.102

Best Time 3:41.150 Best Speed 86.988 On 3 Gp a

Lap	Elapsed Time	Lap Time	Lap Speed
1	5:43.131	5:43.131	54.942
2	9:26.829	3:43.698	85.998
3	13:07.979	3:41.150	86.988
4	16:50.982	3:43.003	86.266
5	20:34.221	3:43.239	86.174

10 125 Nigel HOWARD

Behind 10.321

Best Time 3:42.369 Best Speed 86.512 On 4 Gp a

Lap	Elapsed Time	Lap Time	Lap Speed
1	5:06.544	5:06.544	61.499
2	9:04.062	3:57.518	80.994
3	12:49.466	3:45.404	85.347
4	16:31.835	3:42.369	86.512
5	20:18.561	3:46.726	84.849

11 14 Jeff WARD

Behind 10.952

Best Time 3:43.000 Best Speed 86.267 On 4 Gp a

Lap	Elapsed Time	Lap Time	Lap Speed
1	5:03.872	5:03.872	62.040
2	9:05.315	4:01.443	79.677
3	12:59.726	3:54.411	82.067
4	16:42.726	3:43.000	86.267
5	20:28.200	3:45.474	85.320

12 96 Stephen CARR

Behind 15.183

Best Time 3:47.231 Best Speed 84.661 On 5 Gp a

Lap	Elapsed Time	Lap Time	Lap Speed
1	5:53.894	5:53.894	53.271
2	9:52.131	3:58.237	80.749
3	13:45.357	3:53.226	82.484
4	17:35.155	3:49.798	83.715
5	21:22.386	3:47.231	84.661

Free Practice Classification

Position

13 42 Brian LOUGHLIN

Behind 17.709

Best Time 3:49.757 Best Speed 83.730 On 3 Gp a

Lap	Elapsed Time	Lap Time	Lap Speed
1	5:28.221	5:28.221	57.438
2	9:24.677	3:56.456	81.358
3	13:14.434	3:49.757	83.730
4	17:07.192	3:52.758	82.650
5	20:58.757	3:51.565	83.076

14 40 Wayne HALL

Behind 20.188

Best Time 3:52.236 Best Speed 82.836 On 5 Gp a

Lap	Elapsed Time	Lap Time	Lap Speed
1	5:32.346	5:32.346	56.725
2	9:36.952	4:04.606	78.647
3	13:35.803	3:58.851	80.542
4	17:30.406	3:54.603	82.000
5	21:22.642	3:52.236	82.836

15 47 David BLACK

Behind 20.459

Best Time 3:52.507 Best Speed 82.739 On 5 Gp a

Lap	Elapsed Time	Lap Time	Lap Speed
1	5:42.742	5:42.742	55.004
2	9:38.503	3:55.761	81.597
3	13:33.108	3:54.605	82.000
4	17:27.080	3:53.972	82.221
5	21:19.587	3:52.507	82.739

16 81 Julian KIRK

Behind 20.688

Best Time 3:52.736 Best Speed 82.658 On 5 Gp a

Lap	Elapsed Time	Lap Time	Lap Speed
1	5:03.483	5:03.483	62.120
2	9:03.580	4:00.097	80.124
3	12:57.955	3:54.375	82.080
4	16:50.770	3:52.815	82.630
5	20:43.506	3:52.736	82.658

AROUND A POUND TANDRAGEE 100

JUNIOR SUPPORT

Qualifying

Friday, 06 May 2011

DETAILED RESULT



Free Practice Classification

Position

17 92 Michael LARKIN

Behind 25.579

Best Time 3:57.627 Best Speed 80.957 On 2 Gp a

Lap	Elapsed Time	Lap Time	Lap Speed
1	5:48.323	5:48.323	54.123
2	9:45.950	3:57.627	80.957
3	13:45.527	3:59.577	80.298
4	17:45.392	3:59.865	80.201
5	21:58.825	4:13.433	75.908

18 148 Yvonne MONTGOMERY

Behind 35.126

Best Time 4:07.174 Best Speed 77.830 On 4 Gp a

Lap	Elapsed Time	Lap Time	Lap Speed
1	6:14.485	6:14.485	50.342
2	10:27.374	4:12.889	76.071
3	14:37.199	4:09.825	77.004
4	18:44.373	4:07.174	77.830

19 61 Roy McLARNON

Behind 36.835

Best Time 4:08.883 Best Speed 77.295 On 4 Gp a

Lap	Elapsed Time	Lap Time	Lap Speed
1	5:44.099	5:44.099	54.787
2	9:54.437	4:10.338	76.846
3	14:03.526	4:09.089	77.231
4	18:12.409	4:08.883	77.295
5	22:21.900	4:09.491	77.107

20 194 Thomas CRAIG

Behind 59.214

Best Time 4:31.262 Best Speed 70.919 On 3 Gp a

Lap	Elapsed Time	Lap Time	Lap Speed
1	6:42.043	6:42.043	46.891
2	11:20.193	4:38.150	69.162
3	15:51.455	4:31.262	70.919
4	20:33.969	4:42.514	68.094

21 52 Michael THOMAS

Behind 1:10.419

Best Time 4:42.467 Best Speed 68.105 On 2 Gp a

Lap	Elapsed Time	Lap Time	Lap Speed
1	6:13.012	6:13.012	50.541
2	10:55.479	4:42.467	68.105
3	15:47.163	4:51.684	65.953
4	20:32.803	4:45.640	67.349

AROUND A POUND TANDRAGEE 100

JUNIOR SUPPORT


Qualifying

Friday, 06 May 2011



Pos	Class	No	Name	Machine / Sponsor	Time	Best Lap		On	Total Laps
						Behind	Speed		
Free Practice Classification									
1	SJUN	113	Ronan PENTONY	Suzuki 650	3:32.048		90.722	5	5
2	SJUN	93	Ciaran O'CALLAGHAN	Suzuki 650 - Gripmax	3:33.274	1.226	90.201	5	5
3	SJUN	103	Reuben McPHEE	Suzuki 650 - Northwest Gas	3:34.285	2.237	89.775	5	5
4	SJUN	44	Mick JORDAN	Honda 400	3:35.648	3.600	89.208	5	5
5	SJUN	10	Tom LLEWELYN	Kawasaki Versys 650 - McKinsty Racing	3:36.173	4.125	88.991	4	5
6	SJUN	7	Ciaran DONNELLY	Honda 250	3:37.786	5.738	88.332	4	5
7	SJUN	35	Colin McWHIRTER	Suzuki 650 - Hot Stuff	3:39.798	7.750	87.524	5	5
8	SJUN	77	Mark SHIELS	Kawasaki 650	3:40.363	8.315	87.299	5	5
9	SJUN	18	Vic ALLAN	Kawasaki 400	3:41.150	9.102	86.988	3	5
10	SJUN	125	Nigel HOWARD	Suzuki 650	3:42.369	10.321	86.512	4	5
11	SJUN	14	Jeff WARD	Honda 400 - Dave Carbutt	3:43.000	10.952	86.267	4	5
12	SJUN	96	Stephen CARR	Kawasaki 400	3:47.231	15.183	84.661	5	5
13	SJUN	42	Brian LOUGHLIN	Suzuki 650	3:49.757	17.709	83.730	3	5
14	SJUN	40	Wayne HALL	Honda 400 - Specials	3:52.236	20.188	82.836	5	5
15	SJUN	47	David BLACK	Suzuki 650	3:52.507	20.459	82.739	5	5
16	SJUN	81	Julian KIRK	Kawasaki 650	3:52.736	20.688	82.658	5	5
17	SJUN	92	Michael LARKIN	Honda 400	3:57.627	25.579	80.957	2	5
18	SJUN	148	Yvonne MONTGOMERY	Suzuki 650	4:07.174	35.126	77.830	4	4
19	SJUN	61	Roy McLARNON	Suzuki 650	4:08.883	36.835	77.295	4	5
20	SJUN	194	Thomas CRAIG	Aprilia 250	4:31.262	59.214	70.919	3	4
21	SJUN	52	Michael THOMAS	Honda 400	4:42.467	1:10.419	68.105	2	4

Provisional result to be confirmed by the Stewards of the Meeting subject to completion of technical inspections & the time limit for protests

Track	Tandragee	Signed		Organising Club	North Armagh MC&CC
Length(miles)	5.3438 Lap 1 (5.2368)		Chief Timekeeper	Practice Started	17:26:59.833
Weather	Cloudy, 14°C, 81%RH	Issued At:	18:22:57		
Track	Dry				



MCUI
Ulster Centre
Timing
www.elaps-timing.com



Powered by
e-Laps II
© 2008
Walter Marks

AROUND A POUND TANDRAGEE 100

JUNIOR SUPPORT

Qualifying

Friday, 06 May 2011

DETAILED RESULT



Free Practice Classification

Position

1 113 Ronan PENTONY

Behind

Best Time **3:32.048** Best Speed **90.722** On **5** Gp **a**

Lap	Elapsed Time	Lap Time	Lap Speed
1	4:45.633	4:45.633	66.002
2	8:23.830	3:38.197	88.166
3	11:57.302	3:33.472	90.117
4	15:33.144	3:35.842	89.128
5	19:05.192	3:32.048	90.722

2 93 Ciaran O'CALLAGHAN

Behind **1.226**

Best Time **3:33.274** Best Speed **90.201** On **5** Gp **a**

Lap	Elapsed Time	Lap Time	Lap Speed
1	4:52.772	4:52.772	64.392
2	8:28.975	3:36.203	88.979
3	12:06.080	3:37.105	88.609
4	15:43.514	3:37.434	88.475
5	19:16.788	3:33.274	90.201

3 103 Reuben McPHEE

Behind **2.237**

Best Time **3:34.285** Best Speed **89.775** On **5** Gp **a**

Lap	Elapsed Time	Lap Time	Lap Speed
1	4:44.884	4:44.884	66.175
2	8:28.583	3:43.699	85.997
3	12:07.333	3:38.750	87.943
4	15:44.817	3:37.484	88.455
5	19:19.102	3:34.285	89.775

4 44 Mick JORDAN

Behind **3.600**

Best Time **3:35.648** Best Speed **89.208** On **5** Gp **a**

Lap	Elapsed Time	Lap Time	Lap Speed
1	4:54.117	4:54.117	64.098
2	8:39.520	3:45.403	85.347
3	12:20.654	3:41.134	86.995
4	15:58.149	3:37.495	88.450
5	19:33.797	3:35.648	89.208

Free Practice Classification

Position

5 10 Tom LLEWELYN

Behind **4.125**

Best Time **3:36.173** Best Speed **88.991** On **4** Gp **a**

Lap	Elapsed Time	Lap Time	Lap Speed
1	5:41.763	5:41.763	55.162
2	9:22.520	3:40.757	87.143
3	12:59.197	3:36.677	88.784
4	16:35.370	3:36.173	88.991
5	20:12.469	3:37.099	88.612

6 7 Ciaran DONNELLY

Behind **5.738**

Best Time **3:37.786** Best Speed **88.332** On **4** Gp **a**

Lap	Elapsed Time	Lap Time	Lap Speed
1	4:54.806	4:54.806	63.948
2	8:39.892	3:45.086	85.467
3	12:21.025	3:41.133	86.995
4	15:58.811	3:37.786	88.332
5	19:40.358	3:41.547	86.833

7 35 Colin McWHIRTER

Behind **7.750**

Best Time **3:39.798** Best Speed **87.524** On **5** Gp **a**

Lap	Elapsed Time	Lap Time	Lap Speed
1	4:44.098	4:44.098	66.358
2	8:28.192	3:44.094	85.846
3	12:10.900	3:42.708	86.380
4	15:51.788	3:40.888	87.092
5	19:31.586	3:39.798	87.524

8 77 Mark SHIELS

Behind **8.315**

Best Time **3:40.363** Best Speed **87.299** On **5** Gp **a**

Lap	Elapsed Time	Lap Time	Lap Speed
1	5:06.896	5:06.896	61.429
2	8:56.314	3:49.418	83.853
3	12:38.681	3:42.367	86.512
4	16:20.235	3:41.554	86.830
5	20:00.598	3:40.363	87.299



MCUI
Ulster Centre
Timing
www.elaps-timing.com



Powered by
e-Laps II
© 2008
Walter Marks

AROUND A POUND TANDRAGEE 100

JUNIOR SUPPORT

Qualifying

Friday, 06 May 2011

DETAILED RESULT



Free Practice Classification

Position

9 18 Vic ALLAN

Behind 9.102

Best Time 3:41.150 Best Speed 86.988 On 3 Gp a

Lap	Elapsed Time	Lap Time	Lap Speed
1	5:43.131	5:43.131	54.942
2	9:26.829	3:43.698	85.998
3	13:07.979	3:41.150	86.988
4	16:50.982	3:43.003	86.266
5	20:34.221	3:43.239	86.174

10 125 Nigel HOWARD

Behind 10.321

Best Time 3:42.369 Best Speed 86.512 On 4 Gp a

Lap	Elapsed Time	Lap Time	Lap Speed
1	5:06.544	5:06.544	61.499
2	9:04.062	3:57.518	80.994
3	12:49.466	3:45.404	85.347
4	16:31.835	3:42.369	86.512
5	20:18.561	3:46.726	84.849

11 14 Jeff WARD

Behind 10.952

Best Time 3:43.000 Best Speed 86.267 On 4 Gp a

Lap	Elapsed Time	Lap Time	Lap Speed
1	5:03.872	5:03.872	62.040
2	9:05.315	4:01.443	79.677
3	12:59.726	3:54.411	82.067
4	16:42.726	3:43.000	86.267
5	20:28.200	3:45.474	85.320

12 96 Stephen CARR

Behind 15.183

Best Time 3:47.231 Best Speed 84.661 On 5 Gp a

Lap	Elapsed Time	Lap Time	Lap Speed
1	5:53.894	5:53.894	53.271
2	9:52.131	3:58.237	80.749
3	13:45.357	3:53.226	82.484
4	17:35.155	3:49.798	83.715
5	21:22.386	3:47.231	84.661

Free Practice Classification

Position

13 42 Brian LOUGHLIN

Behind 17.709

Best Time 3:49.757 Best Speed 83.730 On 3 Gp a

Lap	Elapsed Time	Lap Time	Lap Speed
1	5:28.221	5:28.221	57.438
2	9:24.677	3:56.456	81.358
3	13:14.434	3:49.757	83.730
4	17:07.192	3:52.758	82.650
5	20:58.757	3:51.565	83.076

14 40 Wayne HALL

Behind 20.188

Best Time 3:52.236 Best Speed 82.836 On 5 Gp a

Lap	Elapsed Time	Lap Time	Lap Speed
1	5:32.346	5:32.346	56.725
2	9:36.952	4:04.606	78.647
3	13:35.803	3:58.851	80.542
4	17:30.406	3:54.603	82.000
5	21:22.642	3:52.236	82.836

15 47 David BLACK

Behind 20.459

Best Time 3:52.507 Best Speed 82.739 On 5 Gp a

Lap	Elapsed Time	Lap Time	Lap Speed
1	5:42.742	5:42.742	55.004
2	9:38.503	3:55.761	81.597
3	13:33.108	3:54.605	82.000
4	17:27.080	3:53.972	82.221
5	21:19.587	3:52.507	82.739

16 81 Julian KIRK

Behind 20.688

Best Time 3:52.736 Best Speed 82.658 On 5 Gp a

Lap	Elapsed Time	Lap Time	Lap Speed
1	5:03.483	5:03.483	62.120
2	9:03.580	4:00.097	80.124
3	12:57.955	3:54.375	82.080
4	16:50.770	3:52.815	82.630
5	20:43.506	3:52.736	82.658

AROUND A POUND TANDRAGEE 100

JUNIOR SUPPORT

Qualifying

Friday, 06 May 2011

DETAILED RESULT



Free Practice Classification

Position

17 92 Michael LARKIN

Behind 25.579

Best Time 3:57.627 Best Speed 80.957 On 2 Gp a

Lap	Elapsed Time	Lap Time	Lap Speed
1	5:48.323	5:48.323	54.123
2	9:45.950	3:57.627	80.957
3	13:45.527	3:59.577	80.298
4	17:45.392	3:59.865	80.201
5	21:58.825	4:13.433	75.908

18 148 Yvonne MONTGOMERY

Behind 35.126

Best Time 4:07.174 Best Speed 77.830 On 4 Gp a

Lap	Elapsed Time	Lap Time	Lap Speed
1	6:14.485	6:14.485	50.342
2	10:27.374	4:12.889	76.071
3	14:37.199	4:09.825	77.004
4	18:44.373	4:07.174	77.830

19 61 Roy McLARNON

Behind 36.835

Best Time 4:08.883 Best Speed 77.295 On 4 Gp a

Lap	Elapsed Time	Lap Time	Lap Speed
1	5:44.099	5:44.099	54.787
2	9:54.437	4:10.338	76.846
3	14:03.526	4:09.089	77.231
4	18:12.409	4:08.883	77.295
5	22:21.900	4:09.491	77.107

20 194 Thomas CRAIG

Behind 59.214

Best Time 4:31.262 Best Speed 70.919 On 3 Gp a

Lap	Elapsed Time	Lap Time	Lap Speed
1	6:42.043	6:42.043	46.891
2	11:20.193	4:38.150	69.162
3	15:51.455	4:31.262	70.919
4	20:33.969	4:42.514	68.094

21 52 Michael THOMAS

Behind 1:10.419

Best Time 4:42.467 Best Speed 68.105 On 2 Gp a

Lap	Elapsed Time	Lap Time	Lap Speed
1	6:13.012	6:13.012	50.541
2	10:55.479	4:42.467	68.105
3	15:47.163	4:51.684	65.953
4	20:32.803	4:45.640	67.349



AROUND A POUND TANDRAGEE 100

JUNIOR SUPPORT

Tandragee 5.344 Miles

R2: Portadown Recycling Ltd. Junior Support Race

07/05/2011 11:45

Race (6 Laps)

Race 2 - JUNIOR SUPPORT

11	52 A		
10		61 A	194 B
9	81 A	92 B	148 C
8	B	40 A	47 B
7	14 A	96 B	42 C
6	A		B
5	A	B	C
4		18 A	125 B
3	7 A	35 B	77 C
2	A	44 A	10 B
1	113 A POLE POSITION	93 B	103 C



AROUND A POUND TANDRAGEE 100

JUNIOR SUPPORT

Race 2 - Portadown Recycling & Skip Hire Junior Support

Saturday, 07 May 2011



Pos	Class	No	Name	Machine / Sponsor	Gp	Laps	Total Time	Behind	Speed	-----Best Lap-----	
										Time	Speed

Race Classification

1	SJUN	113	Ronan PENTONY	Suzuki 650	a	2	6:54.679		91.854	3:27.527	92.699	2
2	SJUN	93	Ciaran O'CALLAGHAN	Suzuki 650 - Gripmax	a	2	6:57.695	3.016	91.190	3:27.281	92.809	2
3	SJUN	10	Tom LLEWELYN	Kawasaki Versys 650 - McKinstry Racing	a	2	7:00.515	5.836	90.579	3:30.317	91.469	2
4	SJUN	77	Mark SHIELS	Kawasaki 650	a	2	7:07.351	12.672	89.130	3:33.290	90.194	2
5	SJUN	103	Reuben McPHEE	Suzuki 650 - Northwest Gas	a	2	7:07.686	13.007	89.060	3:35.277	89.362	2
6	SJUN	35	Colin McWHIRTER	Suzuki 650 - Hot Stuff	a	2	7:08.425	13.746	88.907	3:34.072	89.865	2
7	SJUN	125	Nigel HOWARD	Suzuki 650	a	2	7:11.373	16.694	88.299	3:35.496	89.271	2
8	SJUN	44	Mick JORDAN	Honda 400	a	2	7:16.093	21.414	87.343	3:36.976	88.662	2
9	SJUN	18	Vic ALLAN	Kawasaki 400	a	2	7:16.474	21.795	87.267	3:36.255	88.957	2
10	SJUN	42	Brian LOUGHLIN	Suzuki 650	b	2	7:27.550	32.871	85.107	3:43.182	86.196	2
11	SJUN	47	David BLACK	Suzuki 650	b	2	7:28.183	33.504	84.987	3:43.143	86.212	2
12	SJUN	14	Jeff WARD	Honda 400 - Dave Carbutt	b	2	7:29.938	35.259	84.656	3:44.190	85.809	2
13	SJUN	96	Stephen CARR	Kawasaki 400	b	2	7:39.898	45.219	82.822	3:46.962	84.761	2
14	SJUN	81	Julian KIRK	Kawasaki 650	b	2	7:40.242	45.563	82.760	3:48.571	84.164	2
15	SJUN	40	Wayne HALL	Honda 400 - Specials	b	2	7:56.403	1:01.724	79.953	3:54.813	81.927	2
16	SJUN	148	Yvonne MONTGOMERY	Suzuki 650	b	2	7:57.032	1:02.353	79.847	3:55.751	81.601	2
17	SJUN	61	Roy McLARNON	Suzuki 650	b	2	8:46.361	1:51.682	72.364	4:10.394	76.829	2
18	SJUN	194	Thomas CRAIG	Aprilia 250	b	2	8:50.270	1:55.591	71.831	4:22.761	73.213	2


Fastest Lap

SJUN	7	Ciaran DONNELLY	Honda 250	a						3:26.721	93.060	2
------	---	-----------------	-----------	---	--	--	--	--	--	----------	--------	---

Not Classified

DNF	SJUN	7	Ciaran DONNELLY	Honda 250	a	2	6:55.191	0.512	91.740	3:26.721	93.060	2
-----	------	---	-----------------	-----------	---	---	----------	-------	--------	----------	--------	---

Provisional result to be confirmed by the Stewards of the Meeting subject to completion of technical inspections & the time limit for protests

Track	Tandragee	Signed		Organising Club	North Armagh MC&CC
Length(miles)	5.3438 Lap 1 (5.2368)		Chief Timekeeper	Warmup Started	
Weather	Cloudy			Race Started	11:48:45.591
Track	Dry	Issued At:	12:05:41	Gp Time Diff - b	29.87



MCUI
Ulster Centre
Timing
www.elaps-timing.com



Powered by
e-Laps II
© 2008
Walter Marks
Page 1 / 1

AROUND A POUND TANDRAGEE 100

JUNIOR SUPPORT

Race 2 - Portadown Recycling & Skip Hire Junior Support

Saturday, 07 May 2011

DETAILED RESULT



Race Classification

1 113 Ronan PENTONY

Total Time **6:54.679** Avg Speed **91.854** Behind
Best Time **3:27.527** Best Speed **92.699** On 2 Gp a

Lap	Elapsed Time	Lap Time	Lap Speed
1	3:27.152	3:27.152	91.007
2	6:54.679	3:27.527	92.699

2 93 Ciaran O'CALLAGHAN

Total Time **6:57.695** Avg Speed **91.190** Behind **3.016**
Best Time **3:27.281** Best Speed **92.809** On 2 Gp a

Lap	Elapsed Time	Lap Time	Lap Speed
1	3:30.414	3:30.414	89.596
2	6:57.695	3:27.281	92.809

3 10 Tom LLEWELYN

Total Time **7:00.515** Avg Speed **90.579** Behind **5.836**
Best Time **3:30.317** Best Speed **91.469** On 2 Gp a

Lap	Elapsed Time	Lap Time	Lap Speed
1	3:30.198	3:30.198	89.688
2	7:00.515	3:30.317	91.469

4 77 Mark SHIELS

Total Time **7:07.351** Avg Speed **89.130** Behind **12.672**
Best Time **3:33.290** Best Speed **90.194** On 2 Gp a

Lap	Elapsed Time	Lap Time	Lap Speed
1	3:34.061	3:34.061	88.070
2	7:07.351	3:33.290	90.194

5 103 Reuben McPHEE

Total Time **7:07.686** Avg Speed **89.060** Behind **13.007**
Best Time **3:35.277** Best Speed **89.362** On 2 Gp a

Lap	Elapsed Time	Lap Time	Lap Speed
1	3:32.409	3:32.409	88.755
2	7:07.686	3:35.277	89.362

6 35 Colin McWHIRTER

Total Time **7:08.425** Avg Speed **88.907** Behind **13.746**
Best Time **3:34.072** Best Speed **89.865** On 2 Gp a

Lap	Elapsed Time	Lap Time	Lap Speed
1	3:34.353	3:34.353	87.950
2	7:08.425	3:34.072	89.865

Race Classification

7 125 Nigel HOWARD

Total Time **7:11.373** Avg Speed **88.299** Behind **16.694**
Best Time **3:35.496** Best Speed **89.271** On 2 Gp a

Lap	Elapsed Time	Lap Time	Lap Speed
1	3:35.877	3:35.877	87.329
2	7:11.373	3:35.496	89.271

8 44 Mick JORDAN

Total Time **7:16.093** Avg Speed **87.343** Behind **21.414**
Best Time **3:36.976** Best Speed **88.662** On 2 Gp a

Lap	Elapsed Time	Lap Time	Lap Speed
1	3:39.117	3:39.117	86.038
2	7:16.093	3:36.976	88.662

9 18 Vic ALLAN

Total Time **7:16.474** Avg Speed **87.267** Behind **21.795**
Best Time **3:36.255** Best Speed **88.957** On 2 Gp a

Lap	Elapsed Time	Lap Time	Lap Speed
1	3:40.219	3:40.219	85.607
2	7:16.474	3:36.255	88.957

10 42 Brian LOUGHLIN

Total Time **7:27.550** Avg Speed **85.107** Behind **32.871**
Best Time **3:43.182** Best Speed **86.196** On 2 Gp b

Lap	Elapsed Time	Lap Time	Lap Speed
1	3:44.368	3:44.368	84.024
2	7:27.550	3:43.182	86.196

11 47 David BLACK

Total Time **7:28.183** Avg Speed **84.987** Behind **33.504**
Best Time **3:43.143** Best Speed **86.212** On 2 Gp b

Lap	Elapsed Time	Lap Time	Lap Speed
1	3:45.040	3:45.040	83.773
2	7:28.183	3:43.143	86.212

12 14 Jeff WARD

Total Time **7:29.938** Avg Speed **84.656** Behind **35.259**
Best Time **3:44.190** Best Speed **85.809** On 2 Gp b

Lap	Elapsed Time	Lap Time	Lap Speed
1	3:45.748	3:45.748	83.510
2	7:29.938	3:44.190	85.809



MCUI
Ulster Centre
Timing
www.elaps-timing.com



Powered by
e-Laps II
© 2008
Walter Marks

AROUND A POUND TANDRAGEE 100

JUNIOR SUPPORT

Race 2 - Portadown Recycling & Skip Hire Junior Support

Saturday, 07 May 2011

DETAILED RESULT



Race Classification

13 96 Stephen CARR

Total Time **7:39.898** Avg Speed **82.822** Behind **45.219**

Best Time **3:46.962** Best Speed **84.761** On **2** Gp **b**

Lap	Elapsed Time	Lap Time	Lap Speed
1	3:52.936	3:52.936	80.933
2	7:39.898	3:46.962	84.761

14 81 Julian KIRK

Total Time **7:40.242** Avg Speed **82.760** Behind **45.563**

Best Time **3:48.571** Best Speed **84.164** On **2** Gp **b**

Lap	Elapsed Time	Lap Time	Lap Speed
1	3:51.671	3:51.671	81.375
2	7:40.242	3:48.571	84.164

15 40 Wayne HALL

Total Time **7:56.403** Avg Speed **79.953** Behind **1:01.724**

Best Time **3:54.813** Best Speed **81.927** On **2** Gp **b**

Lap	Elapsed Time	Lap Time	Lap Speed
1	4:01.590	4:01.590	78.034
2	7:56.403	3:54.813	81.927

16 148 Yvonne MONTGOMERY

Total Time **7:57.032** Avg Speed **79.847** Behind **1:02.353**

Best Time **3:55.751** Best Speed **81.601** On **2** Gp **b**

Lap	Elapsed Time	Lap Time	Lap Speed
1	4:01.281	4:01.281	78.134
2	7:57.032	3:55.751	81.601

17 61 Roy McLARNON

Total Time **8:46.361** Avg Speed **72.364** Behind **1:51.682**

Best Time **4:10.394** Best Speed **76.829** On **2** Gp **b**

Lap	Elapsed Time	Lap Time	Lap Speed
1	4:35.967	4:35.967	68.314
2	8:46.361	4:10.394	76.829

18 194 Thomas CRAIG

Total Time **8:50.270** Avg Speed **71.831** Behind **1:55.591**

Best Time **4:22.761** Best Speed **73.213** On **2** Gp **b**

Lap	Elapsed Time	Lap Time	Lap Speed
1	4:27.509	4:27.509	70.474
2	8:50.270	4:22.761	73.213

Not Classified

Not Classified

DNF 7 Ciaran DONNELLY

Total Time **6:55.191** Avg Speed **91.740** Behind **0.512**

Best Time **3:26.721** Best Speed **93.060** On **2** Gp **a**

Lap	Elapsed Time	Lap Time	Lap Speed
1	3:28.470	3:28.470	90.432
2	6:55.191	3:26.721	93.060

AROUND A POUND TANDRAGEE 100

JUNIOR SUPPORT

Race 2 - Portadown Recycling & Skip Hire Junior Support

LAP CHART



1

No	Name	G	Elapsed Time	Lap Time
113	Ronan PENTONY	a	3:27.152	3:27.152
7	Ciaran DONNELLY	a	3:28.470	3:28.470
10	Tom LLEWELYN	a	3:30.198	3:30.198
93	Ciaran O'CALLAGHAN	a	3:30.414	3:30.414
103	Reuben McPHEE	a	3:32.409	3:32.409
77	Mark SHIELS	a	3:34.061	3:34.061
35	Colin McWHIRTER	a	3:34.353	3:34.353
125	Nigel HOWARD	a	3:35.877	3:35.877
44	Mick JORDAN	a	3:39.117	3:39.117
18	Vic ALLAN	a	3:40.219	3:40.219
42	Brian LOUGHLIN	b	3:44.368	3:44.368
47	David BLACK	b	3:45.040	3:45.040
14	Jeff WARD	b	3:45.748	3:45.748
81	Julian KIRK	b	3:51.671	3:51.671
96	Stephen CARR	b	3:52.936	3:52.936
148	Yvonne MONTGOMERY	b	4:01.281	4:01.281
40	Wayne HALL	b	4:01.590	4:01.590
194	Thomas CRAIG	b	4:27.509	4:27.509
61	Roy McLARNON	b	4:35.967	4:35.967

2

No	Name	G	Elapsed Time	Lap Time
113	Ronan PENTONY	a	6:54.679	3:27.527
7	Ciaran DONNELLY	a	6:55.191	3:26.721
93	Ciaran O'CALLAGHAN	a	6:57.695	3:27.281
10	Tom LLEWELYN	a	7:00.515	3:30.317
77	Mark SHIELS	a	7:07.351	3:33.290
103	Reuben McPHEE	a	7:07.686	3:35.277
35	Colin McWHIRTER	a	7:08.425	3:34.072
125	Nigel HOWARD	a	7:11.373	3:35.496
44	Mick JORDAN	a	7:16.093	3:36.976
18	Vic ALLAN	a	7:16.474	3:36.255
42	Brian LOUGHLIN	b	7:27.550	3:43.182
47	David BLACK	b	7:28.183	3:43.143
14	Jeff WARD	b	7:29.938	3:44.190
96	Stephen CARR	b	7:39.898	3:46.962
81	Julian KIRK	b	7:40.242	3:48.571
40	Wayne HALL	b	7:56.403	3:54.813
148	Yvonne MONTGOMERY	b	7:57.032	3:55.751
61	Roy McLARNON	b	8:46.361	4:10.394
194	Thomas CRAIG	b	8:50.270	4:22.761

IRISH ROAD RACE JUNIOR SUPPORT (subject to confirmation)

2011

Pos	No.	Name	Total	Diff	Gap	#1 #2	
						R2	R1
1	113	Ronan PENTONY	28.5	0	0	16	2.5
2	7	Ciaran DONNELLY	25	3.5	3.5	25	x
3	50	Peter O'FLAHERTY	20	8.5	5	20	x
4	103	Reuben McPHEE	18.5	10	1.5	13	5.5
5	35	Colin McWHIRTER	16	12.5	2.5	11	5
6	77	Mark SHIELS	14.5	14	1.5	8	6.5
7	93	Ciaran O'CALLAGHAN	10	18.5	4.5	x	10
8	30	Aron HATCH	10	18.5	0	10	x
9	47	David BLACK	9.5	19	0.5	7	2.5
10	43	Neil VICARS	9	19.5	0.5	9	x
11	10	Tom LLEWELYN	8	20.5	1	x	8
12	125	Nigel HOWARD	7.5	21	0.5	3	4.5
13	14	Jeff WARD	7	21.5	0.5	5	2
14	66	Paul GARTLAND	6	22.5	1	6	x
15	44	Mick JORDAN	4	24.5	2	x	4
16	41	Nige REA	4	24.5	0	4	x
17	18	Vic ALLAN	3.5	25	0.5	x	3.5
18	42	Brian LOUGHLIN	3	25.5	0.5	x	3
19	59	Anthony AMBLER	2	26.5	1	2	x
20	96	Stephen CARR	1.5	27	0.5	x	1.5
21	81	Julian KIRK	1	27.5	0.5	x	1
22	21	Dave JONES	1	27.5	0	1	x

Event Legend

#1 29/04/2011 ROYAL HOTEL & BRAESIDE COOKSTOWN 100

#2 06/05/2011 AROUND A POUND TANDRAGEE 100

ULSTER ROAD RACE JUNIOR SUPPORT (subject to confirmation)

2011

Pos	No.	Name	Total	Diff	Gap	#1 #2	
						R2	R1
1	113	Ronan PENTONY	28.5	0	0	16	2.5
2	7	Ciaran DONNELLY	25	3.5	3.5	25	x
3	50	Peter O'FLAHERTY	20	8.5	5	20	x
4	103	Reuben McPHEE	18.5	10	1.5	13	5.5
5	35	Colin McWHIRTER	16	12.5	2.5	11	5
6	77	Mark SHIELS	14.5	14	1.5	8	6.5
7	93	Ciaran O'CALLAGHAN	10	18.5	4.5	x	10
8	30	Aron HATCH	10	18.5	0	10	x
9	47	David BLACK	9.5	19	0.5	7	2.5
10	43	Neil VICARS	9	19.5	0.5	9	x
11	10	Tom LLEWELYN	8	20.5	1	x	8
12	125	Nigel HOWARD	7.5	21	0.5	3	4.5
13	14	Jeff WARD	7	21.5	0.5	5	2
14	66	Paul GARTLAND	6	22.5	1	6	x
15	44	Mick JORDAN	4	24.5	2	x	4
16	41	Nige REA	4	24.5	0	4	x
17	18	Vic ALLAN	3.5	25	0.5	x	3.5
18	42	Brian LOUGHLIN	3	25.5	0.5	x	3
19	59	Anthony AMBLER	2	26.5	1	2	x
20	96	Stephen CARR	1.5	27	0.5	x	1.5
21	81	Julian KIRK	1	27.5	0.5	x	1
22	21	Dave JONES	1	27.5	0	1	x

Event Legend

#1 29/04/2011 ROYAL HOTEL & BRAESIDE COOKSTOWN 100

#2 06/05/2011 AROUND A POUND TANDRAGEE 100