

# Around A Pound

**TANDRAGEE 100**

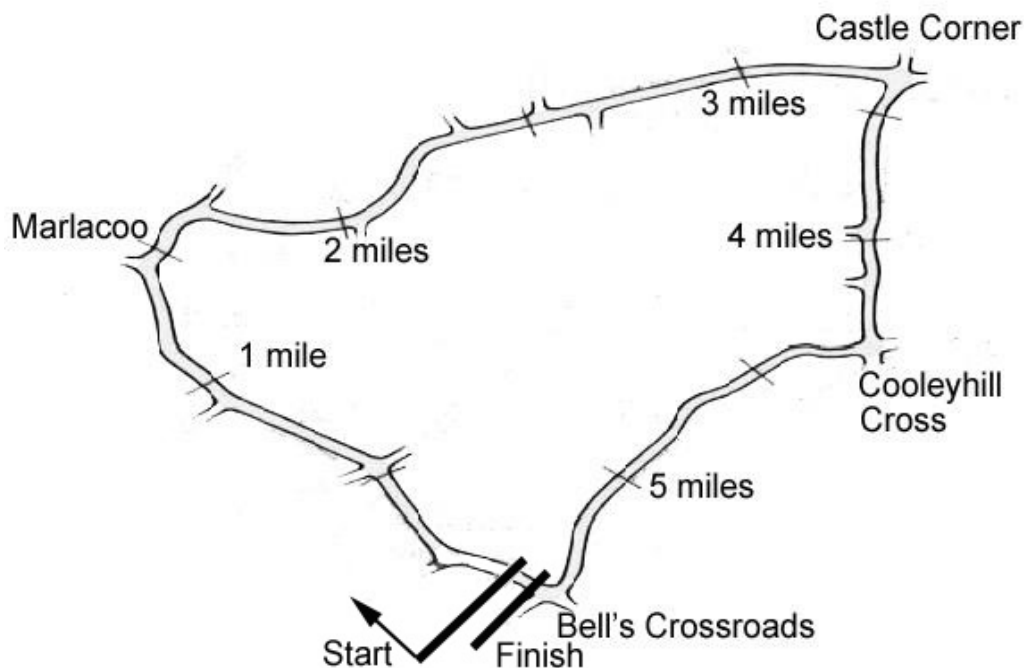
**Friday 6<sup>th</sup> & Saturday 7<sup>th</sup> May 2011**

**promoted by North Armagh MC & CC**  
[www.tandragee100.co.uk](http://www.tandragee100.co.uk)

**CITY AUTOS 125cc GP**



# Tandragee Circuit 5.34375 miles



## LAP RECORDS

Class	Rider	Machine	m s	mph	Year
125cc	Robert Dunlop	Honda	3 19.38	96.487	1999
Moto 450	to be established				
250cc	Phillip McCallen	Honda	3 10.0	101.25	1991
Supersport 400	Dave Leach	Yamaha	3 20.0	96.19	1995
Supertwins	Ryan Farquhar	Kawasaki 650	3 22.556	94.974	2009*
Supersport	Cameron Donald	Honda	3 02.724	105.282	2007*
Open 1000cc	Cameron Donald	Honda	2 59.908	106.930	2007*
Senior Support	Victor Gilmore	Kawasaki 750	3 14.29	99.014	1999
Junior Support	Michael Dunlop	Yamaha 250	3 20.909	95.752	2006*
Classic 1000cc	Stewart Parkhill	BSA 750	3 29.69	91.74	1996
Classic 500cc	Bob Jackson	Norton	3 27.03	92.921	1998
Classic 350cc	Colin Rodgers	Honda	3 38.59	88.007	1999
Classic 250cc	Gary Long	Suzuki	3 42.23	86.566	1997

\* lap records set with chicane in place at Lough Road

## MOST WINS at TANDRAGEE 100

Joey Dunlop	18	1971 - 00
Brian Reid	14	1980 - 94
Ray McCullough	10	1971 - 82
Phillip McCallen	9	1988 - 99
Sam McClements	8	1981 - 89
Robert Dunlop	7	1985 - 06
Ryan Farquhar	7	1996 - 09

## ALL TIME IRISH ROAD RACE WINNERS (after Cookstown 100 2011)

Most Wins at All Irish Road Race Meetings			Most Wins at Irish National Road Race Meetings		
1.	Ryan Farquhar	160 1995-11	1.	Ryan Farquhar	150 1995-11
2.	Joey Dunlop	156 1971-00	2.	Joey Dunlop	119 1971-00
3.	Robert Dunlop	135 1980-08	3.	Robert Dunlop	111 1980-08
4.	Ray McCullough	109 1960-82	4.	Ray McCullough	99 1960-82
	Phillip McCallen	109 1987-99	5.	Phillip McCallen	84 1987-99

# AROUND A POUND TANDRAGEE 100

125cc GP & SUPERSPORT 400 & MOTO 450

Controlled Practice


Friday, 06 May 2011



## Race 5A - City Autos 125cc GP

Pos	Class	No	Name	Machine / Sponsor	Best Lap			Total Laps
					Time	Behind	Speed	
<b>Qualifying Classification</b>								
1	125R	6	William DUNLOP	Honda - James Delaney	3:59.665		80.268	3
2	125R	9	Wayne KENNEDY	Honda - Harp Farm	4:10.641	10.976	76.753	4
3	125R	33	Sam DUNLOP	Honda	4:14.788	15.123	75.504	4
4	125R	54	Adrian COLEMAN	Honda - Browne	4:21.872	22.207	73.461	4
5	125R	7	Jeff SHAW	Honda - Logan Racing	4:26.382	26.717	72.218	4
6	125R	44	Craig GIBSON	Honda - Peter Simpson	4:37.650	37.985	69.287	4
7	125R	1	Darren BURNS	Honda - Cotter Motorcycles	4:37.697	38.032	69.275	4
8	125R	86	Nigel MOORE	Honda	4:37.706	38.041	69.273	4
9	125R	333	Warren REEVE	Honda - Flexipatch	4:38.595	38.930	69.052	4
10	125R	32	Joe PHILLIPS	Honda	4:38.623	38.958	69.045	4
11	125R	18	Paul ROBINSON	Aprilia - D&GW/Stoneyford Concrete	4:40.037	40.372	68.696	3
12	125R	50	Mick CHATTERTON	Honda	4:40.154	40.489	68.668	4
13	125R	126	Phil HARVEY	Honda	4:40.662	40.997	68.543	4
14	125R	49	Malcolm LOVE	Aprilia - People Direct	4:41.078	41.413	68.442	3
15	125R	26	Chris McGAHAN	Honda - Hales	4:51.043	51.378	66.098	4

Provisional result to be confirmed by the Stewards of the Meeting subject to completion of technical inspections & the time limit for protests

Track	<b>Tandragee</b>	Signed		Organising Club	<b>North Armagh MC&amp;CC</b>
Length(miles)	<b>5.3438</b> Lap 1 (5.2368)		Chief Timekeeper	Qualifying Started	<b>19:37:40.520</b>
Weather	<b>Raining</b>	Issued At:	20:05:17		
Track	<b>Wet</b>				



**MCUI**  
Ulster Centre  
Timing  
www.elaps-timing.com



Powered by  
**e-Laps II**  
© 2008  
Walter Marks

# AROUND A POUND TANDRAGEE 100

125cc GP & SUPERSPORT 400 & MOTO 450

Controlled Practice

Friday, 06 May 2011

## DETAILED RESULT

Race 5A - City Autos 125cc GP



### Qualifying Classification

Position

**1** **6 William DUNLOP**

125R Behind

Best Time **3:59.665** Best Speed **80.268** On **3** Gp **a**

Lap	Elapsed Time	Lap Time	Lap Speed
1	6:39.829	6:39.829	47.151
2	10:39.909	4:00.080	80.130
3	14:39.574	3:59.665	80.268

**2** **9 Wayne KENNEDY**

125R Behind **10.976**

Best Time **4:10.641** Best Speed **76.753** On **3** Gp **a**

Lap	Elapsed Time	Lap Time	Lap Speed
1	6:41.453	6:41.453	46.960
2	10:53.460	4:12.007	76.337
3	15:04.101	4:10.641	76.753
4	19:20.530	4:16.429	75.021

**3** **33 Sam DUNLOP**

125R Behind **15.123**

Best Time **4:14.788** Best Speed **75.504** On **2** Gp **a**

Lap	Elapsed Time	Lap Time	Lap Speed
1	5:46.478	5:46.478	54.411
2	10:01.266	4:14.788	75.504
3	14:20.004	4:18.738	74.351
4	18:54.759	4:34.755	70.017

**4** **54 Adrian COLEMAN**

125R Behind **22.207**

Best Time **4:21.872** Best Speed **73.461** On **3** Gp **a**

Lap	Elapsed Time	Lap Time	Lap Speed
1	5:42.205	5:42.205	55.091
2	10:07.213	4:25.008	72.592
3	14:29.085	4:21.872	73.461
4	19:02.856	4:33.771	70.269

**5** **7 Jeff SHAW**

125R Behind **26.717**

Best Time **4:26.382** Best Speed **72.218** On **4** Gp **a**

Lap	Elapsed Time	Lap Time	Lap Speed
1	5:41.606	5:41.606	55.187
2	10:32.215	4:50.609	66.197
3	15:11.059	4:38.844	68.990
4	19:37.441	4:26.382	72.218

Race 5A - City Autos 125cc GP

### Qualifying Classification

Position

**6** **44 Craig GIBSON**

125R Behind **37.985**

Best Time **4:37.650** Best Speed **69.287** On **4** Gp **a**

Lap	Elapsed Time	Lap Time	Lap Speed
1	4:55.529	4:55.529	63.792
2	9:39.676	4:44.147	67.703
3	14:19.149	4:39.473	68.835
4	18:56.799	4:37.650	69.287

**7** **1 Darren BURNS**

125R Behind **38.032**

Best Time **4:37.697** Best Speed **69.275** On **4** Gp **a**

Lap	Elapsed Time	Lap Time	Lap Speed
1	4:57.655	4:57.655	63.336
2	9:43.372	4:45.717	67.331
3	14:22.162	4:38.790	69.004
4	18:59.859	4:37.697	69.275

**8** **86 Nigel MOORE**

125R Behind **38.041**

Best Time **4:37.706** Best Speed **69.273** On **3** Gp **a**

Lap	Elapsed Time	Lap Time	Lap Speed
1	5:02.573	5:02.573	62.307
2	9:45.537	4:42.964	67.986
3	14:23.243	4:37.706	69.273
4	19:03.603	4:40.360	68.617

**9** **333 Warren REEVE**

125R Behind **38.930**

Best Time **4:38.595** Best Speed **69.052** On **3** Gp **a**

Lap	Elapsed Time	Lap Time	Lap Speed
1	4:55.855	4:55.855	63.721
2	9:40.847	4:44.992	67.502
3	14:19.442	4:38.595	69.052
4	18:58.300	4:38.858	68.987

**10** **32 Joe PHILLIPS**

125R Behind **38.958**

Best Time **4:38.623** Best Speed **69.045** On **4** Gp **a**

Lap	Elapsed Time	Lap Time	Lap Speed
1	4:51.740	4:51.740	64.620
2	9:40.235	4:48.495	66.682
3	14:20.819	4:40.584	68.562
4	18:59.442	4:38.623	69.045

# AROUND A POUND TANDRAGEE 100

125cc GP & SUPERSPORT 400 & MOTO 450

Controlled Practice

Friday, 06 May 2011

## DETAILED RESULT

Race 5A - City Autos 125cc GP



### Qualifying Classification

Position

#### **11** 18 Paul ROBINSON

125R Behind 40.372

Best Time 4:40.037 Best Speed 68.696 On 3 Gp a

Lap	Elapsed Time	Lap Time	Lap Speed
1	4:54.875	4:54.875	63.933
2	9:38.564	4:43.689	67.812
3	14:18.601	4:40.037	68.696

#### **12** 50 Mick CHATTERTON

125R Behind 40.489

Best Time 4:40.154 Best Speed 68.668 On 2 Gp a

Lap	Elapsed Time	Lap Time	Lap Speed
1	5:09.264	5:09.264	60.959
2	9:49.418	4:40.154	68.668
3	14:31.923	4:42.505	68.096
4	19:18.698	4:46.775	67.082

#### **13** 126 Phil HARVEY

125R Behind 40.997

Best Time 4:40.662 Best Speed 68.543 On 3 Gp a

Lap	Elapsed Time	Lap Time	Lap Speed
1	4:58.306	4:58.306	63.198
2	9:44.939	4:46.633	67.115
3	14:25.601	4:40.662	68.543
4	19:08.547	4:42.946	67.990

#### **14** 49 Malcolm LOVE

125R Behind 41.413

Best Time 4:41.078 Best Speed 68.442 On 3 Gp a

Lap	Elapsed Time	Lap Time	Lap Speed
1	4:53.556	4:53.556	64.220
2	9:40.478	4:46.922	67.048
3	14:21.556	4:41.078	68.442

#### **15** 26 Chris McGAHAN

125R Behind 51.378

Best Time 4:51.043 Best Speed 66.098 On 2 Gp a

Lap	Elapsed Time	Lap Time	Lap Speed
1	5:02.280	5:02.280	62.367
2	9:53.323	4:51.043	66.098
3	14:54.659	5:01.336	63.841
4	20:03.474	5:08.815	62.295

AROUND A POUND TANDRAGEE 100

125cc GP & SUPERSPORT 400 & MOTO 450

Tandragee 5.344 Miles

# Race 5 - 125GP/Moto 450/400cc

14		49		333	
		A		B	
13	14		67		75
	A		B		C
12	C	31		73	
		A		B	
11	118		27		144
	A		B		C
10					
		A		B	
9	171				
	A		B		C
8	B	38		8	
		A		B	
7	77		97		35
	A		B		C
6		44		50	
		A		B	
5	126		26		7
	A		B		C
4		1		32	
		A		B	
3	5		9		18
	A		B		C
2	A	33		54	
		A		B	
1	86		104		6
	A		B		C

POLE POSITION



# AROUND A POUND TANDRAGEE 100

## 125cc GP & SUPERSPORT 400 & MOTO 450

### Race 5 - City Autos & Trevor Warde Groupage Moto 450

#### Saturday, 07 May 2011



### Race 5A - City Autos 125cc GP

Pos	Class	No	Name	Machine / Sponsor	Gp	Laps	Total Time	Behind	Speed	-----Best Lap-----		
										Time	Speed	On
1	125R	6	William DUNLOP	Honda - James Delaney	a	4	13:47.079		92.573	3:23.208	94.669	2
2	125R	86	Nigel MOORE	Honda	a	4	13:49.340	2.261	92.320	3:26.359	93.223	3
3	125R	9	Wayne KENNEDY	Honda - Harp Farm	a	4	13:50.293	3.214	92.214	3:25.888	93.437	3
4	125R	54	Adrian COLEMAN	Honda - Browne	a	4	13:55.606	8.527	91.628	3:26.934	92.964	3
5	125R	1	Darren BURNS	Honda - Cotter Motorcycles	a	4	14:05.839	18.760	90.519	3:26.885	92.986	3
6	125R	18	Paul ROBINSON	Aprilia - D&GW/Stoneyford Concrete	a	4	14:15.240	28.161	89.524	3:31.990	90.747	4
7	125R	44	Craig GIBSON	Honda - Peter Simpson	a	4	14:17.074	29.995	89.333	3:31.616	90.908	2
8	125R	32	Joe PHILLIPS	Honda	a	4	14:31.576	44.497	87.846	3:36.279	88.948	2
9	125R	126	Phil HARVEY	Honda	a	4	15:30.928	1:43.849	82.246	3:48.747	84.099	2
10	125R	50	Mick CHATTERTON	Honda	a	4	15:47.984	2:00.905	80.766	3:48.257	84.280	2

#### Fastest Lap

125R	6	William DUNLOP	Honda - James Delaney	a						3:23.208	94.669	2
------	---	----------------	-----------------------	---	--	--	--	--	--	----------	--------	---

#### Not Classified

DNF	125R	33	Sam DUNLOP	Honda	a	3	10:22.533	1 Lap	92.087	3:27.024	92.924	3
DNF	125R	104	Daley MATHISON	Honda - D & G W Racing	a	3	11:07.728	45.195	85.854	3:39.312	87.717	2
DNF	125R	333	Warren REEVE	Honda - Flexipatch	c	1	3:51.403	3 Laps	81.470	3:51.403	81.470	1


### Race 5B - Trevor Warde Groupage Moto 450 / 400

Pos	Class	No	Name	Machine / Sponsor	Gp	Laps	Total Time	Behind	Speed	-----Best Lap-----		
										Time	Speed	On
1	SM4	77	Ryan FARQUHAR	Kawasaki 450 - KMR / BA Components	b	4	13:45.235		92.779	3:24.835	93.917	2
2	SM4	97	Seamus ELLIOTT	Yamaha 450 - KZ Racing	b	4	13:57.689	12.454	91.400	3:26.685	93.076	2
3	SM4	27	James McCANN	Yamaha 400 - P.K. Racing	c	4	14:21.913	36.678	88.831	3:33.115	90.268	2
4	SM4	8	Anthony McCOLGAN	KTM 450	b	4	14:36.181	50.946	87.385	3:36.530	88.845	2
5	SM4	35	Trevor FERGUSON	Yamaha 450	b	4	14:36.480	51.245	87.355	3:35.805	89.143	2
6	SM4	144	Mick JORDAN	Honda 400	c	4	14:46.049	1:00.814	86.411	3:36.014	89.057	2
7	SM4	118	Vic ALLAN	Kawasaki 400	c	4	14:52.183	1:06.948	85.817	3:37.470	88.460	2
8	SM4	31	Paul MAGUIRE	Kawasaki 400 - SP	c	4	15:05.617	1:20.382	84.544	3:41.437	86.876	2
9	SM4	38	Darren GILPIN	Honda 450	b	4	15:29.668	1:44.433	82.357	3:47.806	84.447	2
10	SM4	171	Dave WALSH	KTM 450	b	4	15:52.625	2:07.390	80.372	3:55.707	81.616	2

#### Fastest Lap / New Lap Record 93.917 mph

SM4	77	Ryan FARQUHAR	Kawasaki 450 - KMR / BA Components	b						3:24.835	93.917	2
-----	----	---------------	------------------------------------	---	--	--	--	--	--	----------	--------	---

Provisional result to be confirmed by the Stewards of the Meeting subject to completion of technical inspections & the time limit for protests

Track	<b>Tandragee</b>	Signed		Organising Club	<b>North Armagh MC&amp;CC</b>
Length(miles)	<b>5.3438</b> Lap 1 (5.2368)		Chief Timekeeper	Warmup Started	
Weather	<b>Cloudy</b>	Issued At:	14:19:01	Race Started	<b>13:55:56.503</b>
Track	<b>Dry</b>			Gp Time Diff - b	<b>29.59 / c 29.59</b>



MCUI  
Ulster Centre  
Timing  
www.elaps-timing.com



Powered by  
**e-Laps II**  
© 2008  
Walter Marks

# AROUND A POUND TANDRAGEE 100

125cc GP & SUPERSPORT 400 & MOTO 450

Race 5 - City Autos & Trevor Warde Groupage Moto 450

Saturday, 07 May 2011

## DETAILED RESULT



Race 5A - City Autos 125cc GP

### Race Classification

<b>1</b>	<b>6 William DUNLOP</b>		
Total Time	<b>13:47.079</b> Avg Speed	<b>92.573</b> Behind	
Best Time	<b>3:23.208</b> Best Speed	<b>94.669</b> On	<b>2</b> Gp a
Lap	Elapsed Time	Lap Time	Lap Speed
1	3:24.823	3:24.823	92.042
2	6:48.031	3:23.208	94.669
3	10:15.613	3:27.582	92.674
4	13:47.079	3:31.466	90.972

<b>2</b>	<b>86 Nigel MOORE</b>		
Total Time	<b>13:49.340</b> Avg Speed	<b>92.320</b> Behind	<b>2.261</b>
Best Time	<b>3:26.359</b> Best Speed	<b>93.223</b> On	<b>3</b> Gp a
Lap	Elapsed Time	Lap Time	Lap Speed
1	3:28.738	3:28.738	90.316
2	6:55.820	3:27.082	92.898
3	10:22.179	3:26.359	93.223
4	13:49.340	3:27.161	92.863

<b>3</b>	<b>9 Wayne KENNEDY</b>		
Total Time	<b>13:50.293</b> Avg Speed	<b>92.214</b> Behind	<b>3.214</b>
Best Time	<b>3:25.888</b> Best Speed	<b>93.437</b> On	<b>3</b> Gp a
Lap	Elapsed Time	Lap Time	Lap Speed
1	3:28.330	3:28.330	90.492
2	6:56.079	3:27.749	92.600
3	10:21.967	3:25.888	93.437
4	13:50.293	3:28.326	92.343

<b>4</b>	<b>54 Adrian COLEMAN</b>		
Total Time	<b>13:55.606</b> Avg Speed	<b>91.628</b> Behind	<b>8.527</b>
Best Time	<b>3:26.934</b> Best Speed	<b>92.964</b> On	<b>3</b> Gp a
Lap	Elapsed Time	Lap Time	Lap Speed
1	3:28.507	3:28.507	90.416
2	6:56.219	3:27.712	92.616
3	10:23.153	3:26.934	92.964
4	13:55.606	3:32.453	90.549

<b>5</b>	<b>1 Darren BURNS</b>		
Total Time	<b>14:05.839</b> Avg Speed	<b>90.519</b> Behind	<b>18.760</b>
Best Time	<b>3:26.885</b> Best Speed	<b>92.986</b> On	<b>3</b> Gp a
Lap	Elapsed Time	Lap Time	Lap Speed
1	3:33.822	3:33.822	88.168
2	7:01.002	3:27.180	92.854
3	10:27.887	3:26.885	92.986
4	14:05.839	3:37.952	88.265

Race 5A - City Autos 125cc GP

### Race Classification

<b>6</b>	<b>18 Paul ROBINSON</b>		
Total Time	<b>14:15.240</b> Avg Speed	<b>89.524</b> Behind	<b>28.161</b>
Best Time	<b>3:31.990</b> Best Speed	<b>90.747</b> On	<b>4</b> Gp a
Lap	Elapsed Time	Lap Time	Lap Speed
1	3:37.121	3:37.121	86.829
2	7:09.655	3:32.534	90.515
3	10:43.250	3:33.595	90.065
4	14:15.240	3:31.990	90.747

<b>7</b>	<b>44 Craig GIBSON</b>		
Total Time	<b>14:17.074</b> Avg Speed	<b>89.333</b> Behind	<b>29.995</b>
Best Time	<b>3:31.616</b> Best Speed	<b>90.908</b> On	<b>2</b> Gp a
Lap	Elapsed Time	Lap Time	Lap Speed
1	3:39.148	3:39.148	86.025
2	7:10.764	3:31.616	90.908
3	10:43.596	3:32.832	90.388
4	14:17.074	3:33.478	90.115

<b>8</b>	<b>32 Joe PHILLIPS</b>		
Total Time	<b>14:31.576</b> Avg Speed	<b>87.846</b> Behind	<b>44.497</b>
Best Time	<b>3:36.279</b> Best Speed	<b>88.948</b> On	<b>2</b> Gp a
Lap	Elapsed Time	Lap Time	Lap Speed
1	3:36.149	3:36.149	87.219
2	7:12.428	3:36.279	88.948
3	10:49.960	3:37.532	88.435
4	14:31.576	3:41.616	86.806

<b>9</b>	<b>126 Phil HARVEY</b>		
Total Time	<b>15:30.928</b> Avg Speed	<b>82.246</b> Behind	<b>1:43.849</b>
Best Time	<b>3:48.747</b> Best Speed	<b>84.099</b> On	<b>2</b> Gp a
Lap	Elapsed Time	Lap Time	Lap Speed
1	3:46.651	3:46.651	83.178
2	7:35.398	3:48.747	84.099
3	11:28.967	3:53.569	82.363
4	15:30.928	4:01.961	79.507

<b>10</b>	<b>50 Mick CHATTERTON</b>		
Total Time	<b>15:47.984</b> Avg Speed	<b>80.766</b> Behind	<b>2:00.905</b>
Best Time	<b>3:48.257</b> Best Speed	<b>84.280</b> On	<b>2</b> Gp a
Lap	Elapsed Time	Lap Time	Lap Speed
1	3:49.822	3:49.822	82.030
2	7:38.079	3:48.257	84.280
3	11:31.364	3:53.285	82.464
4	15:47.984	4:16.620	74.965

Not Classified



MCUI  
Ulster Centre  
Timing  
www.elaps-timing.com



Powered by  
e-Laps II  
© 2008  
Walter Marks



# AROUND A POUND TANDRAGEE 100

125cc GP & SUPERSPORT 400 & MOTO 450

Race 5 - City Autos & Trevor Warde Groupage Moto 450

Saturday, 07 May 2011

## DETAILED RESULT

Race 5A - City Autos 125cc GP



### Not Classified

#### **DNF** 33 Sam DUNLOP

Total Time **10:22.533** Avg Speed **92.087** Behind **1 Lap**

Best Time **3:27.024** Best Speed **92.924** On **3** Gp **a**

Lap	Elapsed Time	Lap Time	Lap Speed
1	3:28.121	3:28.121	90.583
2	6:55.509	3:27.388	92.761
3	10:22.533	3:27.024	92.924

#### **DNF** 104 Daley MATHISON

Total Time **11:07.728** Avg Speed **85.854** Behind **45.195**

Best Time **3:39.312** Best Speed **87.717** On **2** Gp **a**

Lap	Elapsed Time	Lap Time	Lap Speed
1	3:35.782	3:35.782	87.367
2	7:15.094	3:39.312	87.717
3	11:07.728	3:52.634	82.694

#### **DNF** 333 Warren REEVE

Total Time **3:51.403** Avg Speed **81.470** Behind **3 Laps**

Best Time **3:51.403** Best Speed **81.470** On **1** Gp **c**

Lap	Elapsed Time	Lap Time	Lap Speed
1	3:51.403	3:51.403	81.470

# AROUND A POUND TANDRAGEE 100

125cc GP & SUPERSPORT 400 & MOTO 450

Race 5 - City Autos & Trevor Warde Groupage Moto 450

## LAP CHART



**1**

No	Name	G	Elapsed Time	Lap Time
6	William DUNLOP	a	3:24.823	3:24.823
77	Ryan FARQUHAR	b	3:27.880	3:27.880
33	Sam DUNLOP	a	3:28.121	3:28.121
9	Wayne KENNEDY	a	3:28.330	3:28.330
54	Adrian COLEMAN	a	3:28.507	3:28.507
97	Seamus ELLIOTT	b	3:28.634	3:28.634
86	Nigel MOORE	a	3:28.738	3:28.738
27	James McCANN	c	3:32.467	3:32.467
1	Darren BURNS	a	3:33.822	3:33.822
8	Anthony McCOLGAN	b	3:34.701	3:34.701
35	Trevor FERGUSON	b	3:35.727	3:35.727
104	Daley MATHISON	a	3:35.782	3:35.782
32	Joe PHILLIPS	a	3:36.149	3:36.149
18	Paul ROBINSON	a	3:37.121	3:37.121
44	Craig GIBSON	a	3:39.148	3:39.148
118	Vic ALLAN	c	3:42.512	3:42.512
144	Mick JORDAN	c	3:42.956	3:42.956
126	Phil HARVEY	a	3:46.651	3:46.651
31	Paul MAGUIRE	c	3:48.069	3:48.069
38	Darren GILPIN	b	3:48.384	3:48.384
50	Mick CHATTERTON	a	3:49.822	3:49.822
171	Dave WALSH	b	3:49.830	3:49.830
333	Warren REEVE	c	3:51.403	3:51.403

**2**

No	Name	G	Elapsed Time	Lap Time
6	William DUNLOP	a	6:48.031	3:23.208
77	Ryan FARQUHAR	b	6:52.715	3:24.835
97	Seamus ELLIOTT	b	6:55.319	3:26.685
33	Sam DUNLOP	a	6:55.509	3:27.388
86	Nigel MOORE	a	6:55.820	3:27.082
9	Wayne KENNEDY	a	6:56.079	3:27.749
54	Adrian COLEMAN	a	6:56.219	3:27.712
1	Darren BURNS	a	7:01.002	3:27.180
27	James McCANN	c	7:05.582	3:33.115
18	Paul ROBINSON	a	7:09.655	3:32.534
44	Craig GIBSON	a	7:10.764	3:31.616
8	Anthony McCOLGAN	b	7:11.231	3:36.530
35	Trevor FERGUSON	b	7:11.532	3:35.805
32	Joe PHILLIPS	a	7:12.428	3:36.279
104	Daley MATHISON	a	7:15.094	3:39.312
144	Mick JORDAN	c	7:18.970	3:36.014
118	Vic ALLAN	c	7:19.982	3:37.470
31	Paul MAGUIRE	c	7:29.506	3:41.437
126	Phil HARVEY	a	7:35.398	3:48.747
38	Darren GILPIN	b	7:36.190	3:47.806
50	Mick CHATTERTON	a	7:38.079	3:48.257
171	Dave WALSH	b	7:45.537	3:55.707

**3**

No	Name	G	Elapsed Time	Lap Time
6	William DUNLOP	a	10:15.613	3:27.582
77	Ryan FARQUHAR	b	10:17.882	3:25.167
9	Wayne KENNEDY	a	10:21.967	3:25.888
86	Nigel MOORE	a	10:22.179	3:26.359
33	Sam DUNLOP	a	10:22.533	3:27.024
54	Adrian COLEMAN	a	10:23.153	3:26.934
97	Seamus ELLIOTT	b	10:24.197	3:28.878
1	Darren BURNS	a	10:27.887	3:26.885
27	James McCANN	c	10:40.962	3:35.380
18	Paul ROBINSON	a	10:43.250	3:33.595
44	Craig GIBSON	a	10:43.596	3:32.832
32	Joe PHILLIPS	a	10:49.960	3:37.532
8	Anthony McCOLGAN	b	10:51.357	3:40.126
35	Trevor FERGUSON	b	10:51.803	3:40.271
144	Mick JORDAN	c	10:58.336	3:39.366
118	Vic ALLAN	c	10:59.060	3:39.078
104	Daley MATHISON	a	11:07.728	3:52.634
31	Paul MAGUIRE	c	11:13.347	3:43.841
126	Phil HARVEY	a	11:28.967	3:53.569
38	Darren GILPIN	b	11:29.112	3:52.922
50	Mick CHATTERTON	a	11:31.364	3:53.285
171	Dave WALSH	b	11:41.674	3:56.137

**4**

No	Name	G	Elapsed Time	Lap Time
77	Ryan FARQUHAR	b	13:45.235	3:27.353
6	William DUNLOP	a	13:47.079	3:31.466
86	Nigel MOORE	a	13:49.340	3:27.161
9	Wayne KENNEDY	a	13:50.293	3:28.326
54	Adrian COLEMAN	a	13:55.606	3:32.453
97	Seamus ELLIOTT	b	13:57.689	3:33.492
1	Darren BURNS	a	14:05.839	3:37.952
18	Paul ROBINSON	a	14:15.240	3:31.990
44	Craig GIBSON	a	14:17.074	3:33.478
27	James McCANN	c	14:21.913	3:40.951
32	Joe PHILLIPS	a	14:31.576	3:41.616
8	Anthony McCOLGAN	b	14:36.181	3:44.824
35	Trevor FERGUSON	b	14:36.480	3:44.677
144	Mick JORDAN	c	14:46.049	3:47.713
118	Vic ALLAN	c	14:52.183	3:53.123
31	Paul MAGUIRE	c	15:05.617	3:52.270
38	Darren GILPIN	b	15:29.668	4:00.556
126	Phil HARVEY	a	15:30.928	4:01.961
50	Mick CHATTERTON	a	15:47.984	4:16.620
171	Dave WALSH	b	15:52.625	4:10.951

**IRISH ROAD RACE 125GP (subject to confirmation)**

2011

Pos	No.	Name	Total	Diff	Gap	#1 #2	
						R1	R5
1	86	Nigel MOORE	45	0	0	25	20
2	6	William DUNLOP	41	4	4	16	25
3	9	Wayne KENNEDY	24	21	17	8	16
4	54	Adrian COLEMAN	24	21	0	11	13
5	104	Daley MATHISON	20	25	4	20	x
6	18	Paul ROBINSON	17	28	3	7	10
7	32	Joe PHILLIPS	14	31	3	6	8
8	33	Sam DUNLOP	13	32	1	13	x
9	126	Phil HARVEY	12	33	1	5	7
10	1	Darren BURNS	11	34	1	x	11
11	97	Seamus ELLIOTT	10	35	1	10	x
12	5	William COWDEN	9	36	1	9	x
13	44	Craig GIBSON	9	36	0	x	9
14	50	Mick CHATTERTON	6	39	3	x	6
15	26	Chris McGAHAN	4	41	2	4	x
16	7	Jeff SHAW	3	42	1	3	x
17	68	Gary JORDAN	2	43	1	2	x
18	49	Malcolm LOVE	1	44	1	1	x

**Event Legend**

#1	29/04/2011	ROYAL HOTEL & BRAESIDE COOKSTOWN 100	#2	06/05/2011	AROUND A POUND TANDRAGEE 100
----	------------	--------------------------------------	----	------------	------------------------------

**ULSTER ROAD RACE 125GP (subject to confirmation)**

2011

Pos	No.	Name	Total	Diff	Gap	#1 #2	
						R1	R5
1	86	Nigel MOORE	45	0	0	25	20
2	6	William DUNLOP	41	4	4	16	25
3	9	Wayne KENNEDY	24	21	17	8	16
4	54	Adrian COLEMAN	24	21	0	11	13
5	104	Daley MATHISON	20	25	4	20	x
6	18	Paul ROBINSON	17	28	3	7	10
7	32	Joe PHILLIPS	14	31	3	6	8
8	33	Sam DUNLOP	13	32	1	13	x
9	126	Phil HARVEY	12	33	1	5	7
10	1	Darren BURNS	11	34	1	x	11
11	97	Seamus ELLIOTT	10	35	1	10	x
12	5	William COWDEN	9	36	1	9	x
13	44	Craig GIBSON	9	36	0	x	9
14	50	Mick CHATTERTON	6	39	3	x	6
15	26	Chris McGAHAN	4	41	2	4	x
16	7	Jeff SHAW	3	42	1	3	x
17	68	Gary JORDAN	2	43	1	2	x
18	49	Malcolm LOVE	1	44	1	1	x

**Event Legend**

#1	29/04/2011	ROYAL HOTEL & BRAESIDE COOKSTOWN 100	#2	06/05/2011	AROUND A POUND TANDRAGEE 100
----	------------	--------------------------------------	----	------------	------------------------------