

Around A Pound

TANDRAGEE 100

Friday 6th & Saturday 7th May 2011

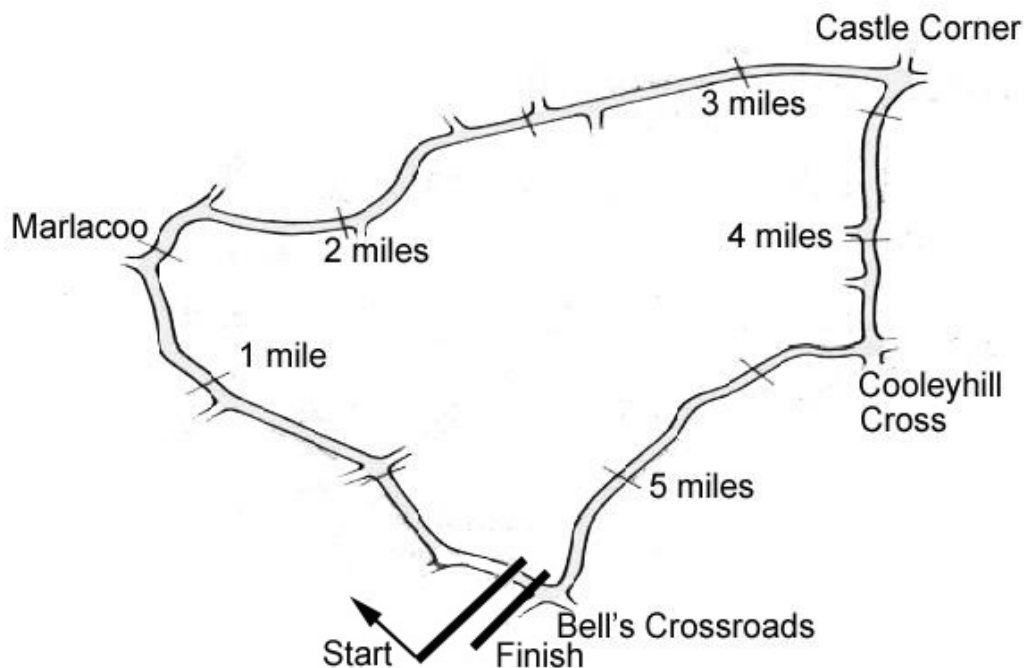
promoted by North Armagh MC & CC
www.tandragee100.co.uk



250cc GP



Tandragee Circuit 5.34375 miles



LAP RECORDS

Class	Rider	Machine	m s	mph	Year
125cc	Robert Dunlop	Honda	3 19.38	96.487	1999
Moto 450	to be established				
250cc	Phillip McCallen	Honda	3 10.0	101.25	1991
Supersport 400	Dave Leach	Yamaha	3 20.0	96.19	1995
Supertwins	Ryan Farquhar	Kawasaki 650	3 22.556	94.974	2009*
Supersport	Cameron Donald	Honda	3 02.724	105.282	2007*
Open 1000cc	Cameron Donald	Honda	2 59.908	106.930	2007*
Senior Support	Victor Gilmore	Kawasaki 750	3 14.29	99.014	1999
Junior Support	Michael Dunlop	Yamaha 250	3 20.909	95.752	2006*
Classic 1000cc	Stewart Parkhill	BSA 750	3 29.69	91.74	1996
Classic 500cc	Bob Jackson	Norton	3 27.03	92.921	1998
Classic 350cc	Colin Rodgers	Honda	3 38.59	88.007	1999
Classic 250cc	Gary Long	Suzuki	3 42.23	86.566	1997

* lap records set with chicane in place at Lough Road

MOST WINS at TANDRAGEE 100

Joey Dunlop	18	1971 - 00
Brian Reid	14	1980 - 94
Ray McCullough	10	1971 - 82
Phillip McCallen	9	1988 - 99
Sam McClements	8	1981 - 89
Robert Dunlop	7	1985 - 06
Ryan Farquhar	7	1996 - 09

ALL TIME IRISH ROAD RACE WINNERS (after Cookstown 100 2011)

Most Wins at All Irish Road Race Meetings			Most Wins at Irish National Road Race Meetings		
1.	Ryan Farquhar	160 1995-11	1.	Ryan Farquhar	150 1995-11
2.	Joey Dunlop	156 1971-00	2.	Joey Dunlop	119 1971-00
3.	Robert Dunlop	135 1980-08	3.	Robert Dunlop	111 1980-08
4.	Ray McCullough	109 1960-82	4.	Ray McCullough	99 1960-82
	Phillip McCallen	109 1987-99	5.	Phillip McCallen	84 1987-99

AROUND A POUND TANDRAGEE 100

250cc GP & SUPERTWINS

Controlled Practice


Friday, 06 May 2011



250cc GP

Pos	Class	No	Name	Machine / Sponsor	Time	Best Lap		On	Total Laps
						Behind	Speed		
Qualifying Classification									
1	250R	1	Darren BURNS	Honda - DB Racing/Cotter Motorcycles	3:51.974		82.930	2	3
2	250R	97	Seamus ELLIOTT	Honda - Logan Racing	4:01.462	9.488	79.671	3	4
3	250R	9	Wayne KENNEDY	Honda - Cleaver Browne	4:04.816	12.842	78.579	2	4
4	250R	28	Wayne HAMILTON	Honda - D & G W Racing	4:09.508	17.534	77.102	3	4
5	250R	11	Peter WAKEFIELD	Honda - PW Racing	4:46.238	54.264	67.208	4	4

Provisional result to be confirmed by the Stewards of the Meeting subject to completion of technical inspections & the time limit for protests

Track	Tandragee	Signed		Organising Club	North Armagh MC&CC
Length(miles)	5.3438 Lap 1 (5.2368)		Chief Timekeeper	Qualifying Started	20:31:36.401
Weather	Light Rain	Issued At:	20:52:47		
Track	Wet				



MCUI
Ulster Centre
Timing
www.elaps-timing.com



Powered by
e-Laps II
© 2008
Walter Marks

AROUND A POUND TANDRAGEE 100

250cc GP & SUPERTWINS

Controlled Practice

Friday, 06 May 2011

DETAILED RESULT

250cc GP



Qualifying Classification

Position

1 1 Darren BURNS

250R Behind

Best Time **3:51.974** Best Speed **82.930** On 2 Gp a

Lap	Elapsed Time	Lap Time	Lap Speed
1	9:25.787	9:25.787	33.320
2	13:46.758	4:20.971	73.715

2 97 Seamus ELLIOTT

250R Behind **9.488**

Best Time **4:01.462** Best Speed **79.671** On 3 Gp a

Lap	Elapsed Time	Lap Time	Lap Speed
1	5:33.814	5:33.814	56.475
2	9:38.774	4:04.960	78.533
3	13:40.236	4:01.462	79.671
4	17:53.035	4:12.799	76.098

3 9 Wayne KENNEDY

250R Behind **12.842**

Best Time **4:04.816** Best Speed **78.579** On 2 Gp a

Lap	Elapsed Time	Lap Time	Lap Speed
1	5:20.674	5:20.674	58.790
2	9:25.490	4:04.816	78.579
3	13:42.995	4:17.505	74.707
4	17:57.615	4:14.620	75.554

4 28 Wayne HAMILTON

250R Behind **17.534**

Best Time **4:09.508** Best Speed **77.102** On 3 Gp a

Lap	Elapsed Time	Lap Time	Lap Speed
1	5:19.376	5:19.376	59.029
2	9:31.343	4:11.967	76.349
3	13:40.851	4:09.508	77.102
4	17:54.888	4:14.037	75.727

5 11 Peter WAKEFIELD

250R Behind **54.264**

Best Time **4:46.238** Best Speed **67.208** On 4 Gp a

Lap	Elapsed Time	Lap Time	Lap Speed
1	5:56.642	5:56.642	52.861
2	10:53.808	4:57.166	64.737
3	15:46.257	4:52.449	65.781
4	20:32.495	4:46.238	67.208

AROUND A POUND TANDRAGEE 100

250cc GP & SUPERTWINS

Tandragee 5.344 Miles

R7: Tayto 250GP/SS400/Supertwins Race

07/05/2011 15:30

Race (6 Laps)

Race 7 - 250GP/SUPERTWINS Page 1 of 2

13			
12	A	B	C
11	73	51	
10	A	B	C
9	171	35	47
8	A	B	C
7	46	103	
6	A	B	C
5	135	113	27
4	A	B	C
3	13	150	
2	A	B	C
1	77	96	16
0	A	B	C
6			
5	A	B	C
4	11	144	
3	A	B	C
2	28	57	
1	A	B	C
0	104	17	18
0	A	B	C
0	1	9	
0	A	B	C
0	6	97	71
0	A	B	C

POLE POSITION A



AROUND A POUND TANDRAGEE 100

250cc GP & SUPERTWINS

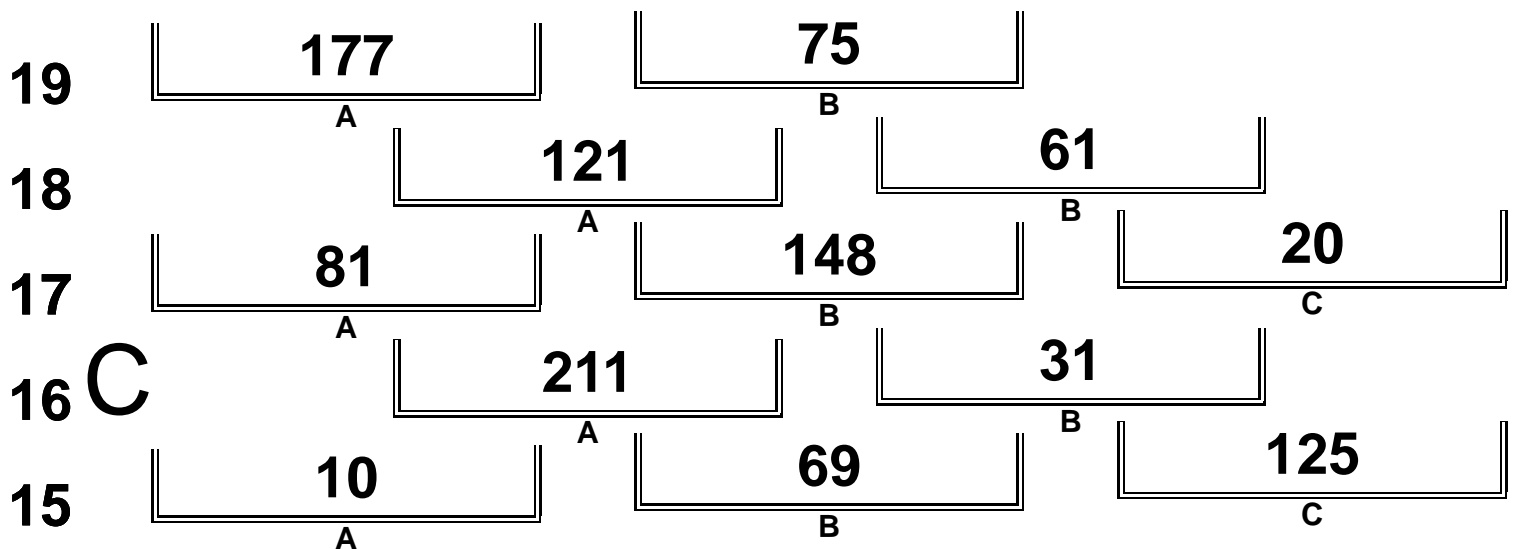
Tandragee 5.344 Miles

R7: Tayto 250GP/SS400/Supertwins Race

07/05/2011 15:30

Race (6 Laps)

Race 7 - 250GP/SUPERTWINS Page 2 of 2



AROUND A POUND TANDRAGEE 100

250cc GP & SUPERTWINS

Race 7 - Tayto 250cc & Supertwins

Saturday, 07 May 2011



250cc GP

Pos	Class	No	Name	Machine / Sponsor	Gp	Laps	Total Time	Behind	Speed	-----Best Lap-----		
										Time	Speed	On
Race Classification												
1	250R	6	William DUNLOP	Honda - MD	a	4	13:04.093		97.648	3:11.529	100.442	3
2	250R	97	Seamus ELLIOTT	Honda - Logan Racing	a	4	13:06.321	2.228	97.371	3:14.947	98.681	3
3	250R	71	Davy MORGAN	Honda - DM71 Supporters Club	a	4	13:17.937	13.844	95.953	3:16.859	97.722	3
4	250R	1	Darren BURNS	Honda - D & G W Racing	a	4	13:20.636	16.543	95.630	3:15.171	98.567	3
5	250R	104	Daley MATHISON	Honda - D & G W Racing	a	4	13:28.795	24.702	94.665	3:21.567	95.440	3
6	250R	57	Ian MORRELL	Honda	a	4	13:46.322	42.229	92.657	3:24.889	93.892	4
7	250R	9	Wayne KENNEDY	Honda - Cleaver Browne	a	4	13:48.493	44.400	92.415	3:27.629	92.653	2
8	250R	11	Peter WAKEFIELD	Honda - PW Racing	a	4	15:44.171	2:40.078	81.092	3:45.956	85.138	2

Fastest Lap

250R	6	William DUNLOP	Honda - MD	a						3:11.529	100.442	3
------	---	----------------	------------	---	--	--	--	--	--	----------	---------	---

Not Classified

DNF	250R	18	Paul ROBINSON	Honda - D & G W Racing	a	1	3:23.999	3 Laps	92.414	3:23.999	92.414	1
-----	------	----	---------------	------------------------	---	---	----------	--------	--------	----------	--------	---


Race 7 - Supertwins

Pos	Class	No	Name	Machine / Sponsor	Gp	Laps	Total Time	Behind	Speed	-----Best Lap-----		
										Time	Speed	On
Race Classification												
1	STwins	77	Ryan FARQUHAR	Kawasaki 650 - KMR / BA Components	b	4	12:46.551		99.882	3:10.347	101.065	4
2	STwins	13	Adrian ARCHIBALD	Kawasaki 650 - KMR / BA Components	b	4	12:46.737	0.186	99.858	3:10.196	101.146	4
3	STwins	16	John BURROWS	Kawasaki 650 - KBM Racing	b	4	13:15.108	28.557	96.295	3:17.512	97.399	2
4	STwins	96	Andy FARRELL	Kawasaki 650 - Farrelly Racing	b	4	13:22.480	35.929	95.410	3:19.644	96.359	2
5	STwins	150	William DAVISON	Kawasaki 650 - Maine Road Racing Club	b	4	13:22.813	36.262	95.371	3:19.371	96.491	2
6	STwins	28	Wayne HAMILTON	Kawasaki 650 - Track Day Tools	b	4	13:43.438	56.887	92.982	3:22.845	94.838	3
7	STwins	27	James McCANN	Kawasaki 650 - P.K. Racing	b	4	13:43.907	57.356	92.929	3:25.824	93.466	3
8	STwins	135	Trevor FERGUSON	Kawasaki 650 - KMR / BA Components	b	4	13:44.221	57.670	92.894	3:24.194	94.212	4
9	STwins	113	Ronan PENTONY	Suzuki 650	b	4	13:49.126	1:02.575	92.344	3:25.763	93.493	3
10	STwins	73	Derek COSTELLO	Kawasaki 650	b	4	14:04.307	1:17.756	90.684	3:29.795	91.697	4
11	STwins	10	Tom LLEWELYN	Kawasaki Versys 650 - McKinsty Racing	c	4	14:04.780	1:18.229	90.633	3:30.694	91.305	4
12	STwins	103	Reuben McPHEE	Suzuki 650 - North West Gas	b	4	14:17.395	1:30.844	89.299	3:33.290	90.194	2
13	STwins	125	Nigel HOWARD	Suzuki 650	c	4	14:24.791	1:38.240	88.536	3:35.958	89.080	3
14	STwins	69	Ronnie SCOTT	Suzuki 650	c	4	14:26.916	1:40.365	88.319	3:37.070	88.623	4
15	STwins	31	Paul MAGUIRE	Suzuki 650	c	4	14:36.624	1:50.073	87.341	3:37.810	88.322	4
16	STwins	51	Mark MORGAN	Kawasaki 650 - Sam McKeown	b	4	14:41.429	1:54.878	86.864	3:39.747	87.544	2
17	STwins	35	Colin McWHIRTER	Suzuki 650 - Hot Stuff	b	4	14:46.493	1:59.942	86.368	3:35.997	89.064	4
18	STwins	47	David BLACK	Suzuki 650	b	4	14:52.064	2:05.513	85.829	3:40.274	87.334	4
19	STwins	211	Tim STEPHENSON	Suzuki 650	c	4	14:54.997	2:08.446	85.548	3:42.396	86.501	2
20	STwins	81	Julian KIRK	Kawasaki 650	c	4	15:16.859	2:30.308	83.508	3:46.426	84.962	2
21	STwins	148	Yvonne MONTGOMERY	Suzuki 650	c	4	15:57.753	3:11.202	79.942	3:59.445	80.342	3

Fastest Lap / New Lap Record 101.146 mph (Previously 94.974 mph)

STwins	13	Adrian ARCHIBALD	Kawasaki 650 - KMR / BA Components	b						3:10.196	101.146	4
--------	----	------------------	------------------------------------	---	--	--	--	--	--	----------	---------	---

Provisional result to be confirmed by the Stewards of the Meeting subject to completion of technical inspections & the time limit for protests

Track	Tandragee	Signed		Organising Club	North Armagh MC&CC
Length(miles)	5.3438 Lap 1 (5.2368)		Chief Timekeeper	Warmup Started	
Weather	Cloudy	Issued At:	15:23:31	Race Started	15:05:31.503
Track	Dry			Gp Time Diff - b	26.68 / c 56.35

AROUND A POUND TANDRAGEE 100

250cc GP & SUPERTWINS

Race 7 - Tayto 250cc & Supertwins

Saturday, 07 May 2011

DETAILED RESULT



250cc GP

Race Classification

1 6 William DUNLOP

Total Time **13:04.093** Avg Speed **97.648** Behind
Best Time **3:11.529** Best Speed **100.442** On 3 Gp a

Lap	Elapsed Time	Lap Time	Lap Speed
1	3:18.956	3:18.956	94.756
2	6:33.752	3:14.796	98.757
3	9:45.281	3:11.529	100.442
4	13:04.093	3:18.812	96.762

2 97 Seamus ELLIOTT

Total Time **13:06.321** Avg Speed **97.371** Behind **2.228**
Best Time **3:14.947** Best Speed **98.681** On 3 Gp a

Lap	Elapsed Time	Lap Time	Lap Speed
1	3:17.975	3:17.975	95.226
2	6:35.849	3:17.874	97.221
3	9:50.796	3:14.947	98.681
4	13:06.321	3:15.525	98.389

3 71 Davy MORGAN

Total Time **13:17.937** Avg Speed **95.953** Behind **13.844**
Best Time **3:16.859** Best Speed **97.722** On 3 Gp a

Lap	Elapsed Time	Lap Time	Lap Speed
1	3:20.687	3:20.687	93.939
2	6:38.105	3:17.418	97.446
3	9:54.964	3:16.859	97.722
4	13:17.937	3:22.973	94.779

4 1 Darren BURNS

Total Time **13:20.636** Avg Speed **95.630** Behind **16.543**
Best Time **3:15.171** Best Speed **98.567** On 3 Gp a

Lap	Elapsed Time	Lap Time	Lap Speed
1	3:18.427	3:18.427	95.009
2	6:35.365	3:16.938	97.683
3	9:50.536	3:15.171	98.567
4	13:20.636	3:30.100	91.564

5 104 Daley MATHISON

Total Time **13:28.795** Avg Speed **94.665** Behind **24.702**
Best Time **3:21.567** Best Speed **95.440** On 3 Gp a

Lap	Elapsed Time	Lap Time	Lap Speed
1	3:23.333	3:23.333	92.716
2	6:45.126	3:21.793	95.333
3	10:06.693	3:21.567	95.440
4	13:28.795	3:22.102	95.187

250cc GP

Race Classification

6 57 Ian MORRELL

Total Time **13:46.322** Avg Speed **92.657** Behind **42.229**
Best Time **3:24.889** Best Speed **93.892** On 4 Gp a

Lap	Elapsed Time	Lap Time	Lap Speed
1	3:25.371	3:25.371	91.796
2	6:52.671	3:27.300	92.800
3	10:21.433	3:28.762	92.150
4	13:46.322	3:24.889	93.892

7 9 Wayne KENNEDY

Total Time **13:48.493** Avg Speed **92.415** Behind **44.400**
Best Time **3:27.629** Best Speed **92.653** On 2 Gp a

Lap	Elapsed Time	Lap Time	Lap Speed
1	3:24.498	3:24.498	92.188
2	6:52.127	3:27.629	92.653
3	10:20.627	3:28.500	92.266
4	13:48.493	3:27.866	92.548

8 11 Peter WAKEFIELD

Total Time **15:44.171** Avg Speed **81.092** Behind **2:40.078**
Best Time **3:45.956** Best Speed **85.138** On 2 Gp a

Lap	Elapsed Time	Lap Time	Lap Speed
1	4:22.088	4:22.088	71.931
2	8:08.044	3:45.956	85.138
3	11:56.754	3:48.710	84.113
4	15:44.171	3:47.417	84.591

Not Classified

DNF 18 Paul ROBINSON

Total Time **3:23.999** Avg Speed **92.414** Behind **3 Laps**
Best Time **3:23.999** Best Speed **92.414** On 1 Gp a

Lap	Elapsed Time	Lap Time	Lap Speed
1	3:23.999	3:23.999	92.414

AROUND A POUND TANDRAGEE 100

250cc GP & SUPERTWINS

Race 7 - Tayto 250cc & Supertwins

LAP CHART



1					2					3				
No	Name	G	Elapsed Time	Lap Time	No	Name	G	Elapsed Time	Lap Time	No	Name	G	Elapsed Time	Lap Time
77	Ryan FARQUHAR	b	3:13.933	3:13.933	77	Ryan FARQUHAR	b	6:25.602	3:11.669	77	Ryan FARQUHAR	b	9:36.204	3:10.602
13	Adrian ARCHIBALD	b	3:15.858	3:15.858	13	Adrian ARCHIBALD	b	6:26.057	3:10.199	13	Adrian ARCHIBALD	b	9:36.541	3:10.484
16	John BURROWS	b	3:17.442	3:17.442	6	William DUNLOP	a	6:33.752	3:14.796	6	William DUNLOP	a	9:45.281	3:11.529
97	Seamus ELLIOTT	a	3:17.975	3:17.975	16	John BURROWS	b	6:34.954	3:17.512	1	Darren BURNS	a	9:50.536	3:15.171
1	Darren BURNS	a	3:18.427	3:18.427	1	Darren BURNS	a	6:35.365	3:16.938	97	Seamus ELLIOTT	a	9:50.796	3:14.947
6	William DUNLOP	a	3:18.956	3:18.956	97	Seamus ELLIOTT	a	6:35.849	3:17.874	16	John BURROWS	b	9:54.460	3:19.506
96	Andy FARRELL	b	3:18.971	3:18.971	71	Davy MORGAN	a	6:38.105	3:17.418	71	Davy MORGAN	a	9:54.964	3:16.859
150	William DAVISON	b	3:19.701	3:19.701	96	Andy FARRELL	b	6:38.615	3:19.644	96	Andy FARRELL	b	9:58.717	3:20.102
71	Davy MORGAN	a	3:20.687	3:20.687	150	William DAVISON	b	6:39.072	3:19.371	150	William DAVISON	b	9:58.961	3:19.889
104	Daley MATHISON	a	3:23.333	3:23.333	104	Daley MATHISON	a	6:45.126	3:21.793	104	Daley MATHISON	a	10:06.693	3:21.567
18	Paul ROBINSON	a	3:23.999	3:23.999	27	James McCANN	b	6:52.061	3:27.291	28	Wayne HAMILTON	b	10:17.217	3:22.845
9	Wayne KENNEDY	a	3:24.498	3:24.498	9	Wayne KENNEDY	a	6:52.127	3:27.629	27	James McCANN	b	10:17.885	3:25.824
27	James McCANN	b	3:24.770	3:24.770	57	Ian MORRELL	a	6:52.671	3:27.300	135	Trevor FERGUSON	b	10:20.027	3:24.915
57	Ian MORRELL	a	3:25.371	3:25.371	28	Wayne HAMILTON	b	6:54.372	3:25.558	9	Wayne KENNEDY	a	10:20.627	3:28.500
113	Ronan PENTONY	b	3:28.511	3:28.511	113	Ronan PENTONY	b	6:54.894	3:26.383	113	Ronan PENTONY	b	10:20.657	3:25.763
28	Wayne HAMILTON	b	3:28.814	3:28.814	135	Trevor FERGUSON	b	6:55.112	3:25.553	57	Ian MORRELL	a	10:21.433	3:28.762
135	Trevor FERGUSON	b	3:29.559	3:29.559	10	Tom LLEWELYN	c	7:01.725	3:30.740	10	Tom LLEWELYN	c	10:34.086	3:32.361
10	Tom LLEWELYN	c	3:30.985	3:30.985	73	Derek COSTELLO	b	7:03.281	3:30.087	73	Derek COSTELLO	b	10:34.512	3:31.231
103	Reuben McPHEE	b	3:32.700	3:32.700	103	Reuben McPHEE	b	7:05.990	3:33.290	103	Reuben McPHEE	b	10:41.710	3:35.720
73	Derek COSTELLO	b	3:33.194	3:33.194	69	Ronnie SCOTT	c	7:12.007	3:38.351	125	Nigel HOWARD	c	10:48.383	3:35.958
69	Ronnie SCOTT	c	3:33.656	3:33.656	125	Nigel HOWARD	c	7:12.425	3:38.217	69	Ronnie SCOTT	c	10:49.846	3:37.839
125	Nigel HOWARD	c	3:34.208	3:34.208	31	Paul MAGUIRE	c	7:19.670	3:38.018	31	Paul MAGUIRE	c	10:58.814	3:39.144
51	Mark MORGAN	b	3:40.516	3:40.516	51	Mark MORGAN	b	7:20.263	3:39.747	51	Mark MORGAN	b	11:00.726	3:40.463
211	Tim STEPHENSON	c	3:41.038	3:41.038	211	Tim STEPHENSON	c	7:23.434	3:42.396	211	Tim STEPHENSON	c	11:08.127	3:44.693
31	Paul MAGUIRE	c	3:41.652	3:41.652	47	David BLACK	b	7:29.987	3:45.038	35	Colin McWHIRTER	b	11:10.496	3:37.830
47	David BLACK	b	3:44.949	3:44.949	35	Colin McWHIRTER	b	7:32.666	3:37.818	47	David BLACK	b	11:11.790	3:41.803
81	Julian KIRK	c	3:52.347	3:52.347	81	Julian KIRK	c	7:38.773	3:46.426	81	Julian KIRK	c	11:28.839	3:50.066
35	Colin McWHIRTER	b	3:54.848	3:54.848	148	Yvonne MONTGOMERY	c	7:54.828	3:59.604	148	Yvonne MONTGOMERY	c	11:54.273	3:59.445
148	Yvonne MONTGOMERY	c	3:55.224	3:55.224	11	Peter WAKEFIELD	a	8:08.044	3:45.956	11	Peter WAKEFIELD	a	11:56.754	3:48.710
11	Peter WAKEFIELD	a	4:22.088	4:22.088										

AROUND A POUND TANDRAGEE 100

250cc GP & SUPERTWINS

Race 7 - Tayto 250cc & Supertwins

LAP CHART



4

No	Name	G	Elapsed Time	Lap Time
77	Ryan FARQUHAR	b	12:46.551	3:10.347
13	Adrian ARCHIBALD	b	12:46.737	3:10.196
6	William DUNLOP	a	13:04.093	3:18.812
97	Seamus ELLIOTT	a	13:06.321	3:15.525
16	John BURROWS	b	13:15.108	3:20.648
71	Davy MORGAN	a	13:17.937	3:22.973
1	Darren BURNS	a	13:20.636	3:30.100
96	Andy FARRELL	b	13:22.480	3:23.763
150	William DAVISON	b	13:22.813	3:23.852
104	Daley MATHISON	a	13:28.795	3:22.102
28	Wayne HAMILTON	b	13:43.438	3:26.221
27	James McCANN	b	13:43.907	3:26.022
135	Trevor FERGUSON	b	13:44.221	3:24.194
57	Ian MORRELL	a	13:46.322	3:24.889
9	Wayne KENNEDY	a	13:48.493	3:27.866
113	Ronan PENTONY	b	13:49.126	3:28.469
73	Derek COSTELLO	b	14:04.307	3:29.795
10	Tom LLEWELYN	c	14:04.780	3:30.694
103	Reuben McPHEE	b	14:17.395	3:35.685
125	Nigel HOWARD	c	14:24.791	3:36.408
69	Ronnie SCOTT	c	14:26.916	3:37.070
31	Paul MAGUIRE	c	14:36.624	3:37.810
51	Mark MORGAN	b	14:41.429	3:40.703
35	Colin McWHIRTER	b	14:46.493	3:35.997
47	David BLACK	b	14:52.064	3:40.274
211	Tim STEPHENSON	c	14:54.997	3:46.870
81	Julian KIRK	c	15:16.859	3:48.020
11	Peter WAKEFIELD	a	15:44.171	3:47.417
148	Yvonne MONTGOMERY	c	15:57.753	4:03.480

IRISH ROAD RACE 250GP (subject to confirmation)

2011

Pos	No.	Name	Total	Diff	Gap	#1 #2	
						R4	R1
1	6	William DUNLOP	50	0	0	25	25
2	97	Seamus ELLIOTT	40	10	10	20	20
3	71	Davy MORGAN	32	18	8	16	16
4	1	Darren BURNS	26	24	6	13	13
5	104	Daley MATHISON	21	29	5	10	11
6	9	Wayne KENNEDY	20	30	1	11	9
7	57	Ian MORRELL	15	35	5	5	10
8	11	Peter WAKEFIELD	11	39	4	3	8
9	7	Ciaran DONNELLY	9	41	2	9	x
10	19	Kevin STROWGER	8	42	1	8	x
11	18	Paul ROBINSON	7	43	1	7	x
12	28	Wayne HAMILTON	6	44	1	6	x
13	80	Phil ARCHER	4	46	2	4	x
14	58	Chris BARTON	2	48	2	2	x

Event Legend

#1 29/04/2011 ROYAL HOTEL & BRAESIDE COOKSTOWN 100

#2 06/05/2011 AROUND A POUND TANDRAGEE 100

Championship Standings of ULSTER ROAD RACE 250GP (subject to confirmation) Printed.: 07/05/2011 15:26:18

ULSTER ROAD RACE 250GP (subject to confirmation)

2011

Pos	No.	Name	Total	Diff	Gap	#1 #2	
						R4	R1
1	6	William DUNLOP	50	0	0	25	25
2	97	Seamus ELLIOTT	40	10	10	20	20
3	71	Davy MORGAN	32	18	8	16	16
4	1	Darren BURNS	26	24	6	13	13
5	104	Daley MATHISON	21	29	5	10	11
6	9	Wayne KENNEDY	20	30	1	11	9
7	57	Ian MORRELL	15	35	5	5	10
8	11	Peter WAKEFIELD	11	39	4	3	8
9	7	Ciaran DONNELLY	9	41	2	9	x
10	19	Kevin STROWGER	8	42	1	8	x
11	18	Paul ROBINSON	7	43	1	7	x
12	28	Wayne HAMILTON	6	44	1	6	x
13	80	Phil ARCHER	4	46	2	4	x
14	58	Chris BARTON	2	48	2	2	x

Event Legend

#1 29/04/2011 ROYAL HOTEL & BRAESIDE COOKSTOWN 100

#2 06/05/2011 AROUND A POUND TANDRAGEE 100