



TUESDAY 15th – SATURDAY 19th MAY 2012

promoted by
Coleraine & District Motor Club
www.northwest200.org



The Triangle Circuit 8.970 miles



LAP RECORDS

Class	Rider	Machine	m s	mph	Year
Supertwins	to be established				
Supersport	Keith Amor	Honda	4 37.591	116.329	2010
Superstock	Michael Rutter	BMW	4 30.027	119.588	2010
Superbike	Alastair Seeley	Suzuki	4 24.960	121.875	2010

MOST WINS at NORTH WEST 200

Robert Dunlop	15	1986 - 06	(125 - 5, 250 - 4, 350 - 1, SBK - 5)
Joey Dunlop	13	1979 - 88	(250 - 1, 500 - 1, P750 - 2, SBK - 9)
Michael Rutter	12	1997 - 08	(SSP - 2, P1000 - 1, SBK - 9)
Phillip McCallen	11	1991 - 97	(250 - 2, 400 - 1, SSP - 4, SBK - 4)
Tony Rutter	9	1973 - 82	(250 - 2, 350 - 5, 500 - 1, SBK - 1)
Bruce Anstey	9	2002 - 07	(SSP - 4, P1000/STK - 4, SBK - 1)
Ian Lougher	8	1991 - 05	(125 - 5, 250 - 1, SSP - 1, STK - 1)
Steve Plater	8	2006 - 09	(SSP - 2, SBK - 6)
Steven Cull	6	1980 - 88	(250 - 3, 350 - 1, SBK - 2)
Arthur Wheeler	5	1951 - 62	(250 - 5)
Tommy Robb	5	1959 - 65	(125 - 1, 250 - 4)
John Williams	5	1974 - 77	(350 - 1, 500 - 2, SBK - 2)
Mick Grant	5	1975 - 82	(500 - 2, SBK - 3)
Woolsey Coulter	5	1989 - 98	(250 - 5)
Ian Simpson	5	1995 - 98	(SSP - 1, P1000 - 1, SBK - 3)
John McGuinness	5	2000 - 10	(250 - 1, 400 - 1, SSP - 1, SBK - 2)
Alastair Seeley	5	2008 - 11	(SSP - 2, STK - 2, SBK - 1)

RELENTLESS International NORTH WEST 200

SUPERSTOCK

Superstock First Qualifying

Tuesday, 15 May 2012



Qualifying Time

5:26.996

Qualifying Speed

98.753


Pos	Class	No	Name	Machine / Sponsor	Best Lap			Total Laps	Qualifying Laps	
					Time	Behind	Speed			
1	STK	77	Ryan FARQUHAR	Kawasaki - KMR Kawasaki	4:34.703		117.552	3	4	3
2	STK	34	Alastair SEELEY	Suzuki - Tyco Suzuki by TAS Racing	4:35.197	0.494	117.341	3	4	3
3	STK	4	John McGUINNESS	Honda - Padgett's MMCG Racing	4:36.870	2.167	116.632	2	4	3
4	STK	11	Stephen THOMPSON	BMW - Taylor Lyndsey	4:40.698	5.995	115.042	3	4	2
5	STK	5	Bruce ANSTEY	Honda - Padgett's MMCG Racing	4:40.710	6.007	115.037	2	4	3
6	STK	86	Cameron DONALD	Honda - Wilson Craig Racing	4:41.059	6.356	114.894	4	4	3
7	STK	42	Gerard KINGHAN	BMW - Kinghan Racing	4:41.687	6.984	114.638	2	4	2
8	STK	18	Lee JOHNSTON	Ducati - Millsport Racing Ducati	4:41.897	7.194	114.552	3	4	3
9	STK	13	Adrian ARCHIBALD	Kawasaki - AMA Racing	4:42.693	7.990	114.230	4	5	3
10	STK	37	James HILLIER	Kawasaki - Pr1mo Bournemouth Kawasaki	4:42.941	8.238	114.130	3	4	3
11	STK	58	Stefano BONETTI	Kawasaki - Speed Motor	4:43.533	8.830	113.892	2	4	3
12	STK	14	Ben WYLIE	BMW - Wylie Racing / Per Cup Coffee	4:43.918	9.215	113.737	3	4	2
13	STK	44	Jamie HAMILTON	Kawasaki - KMR Kawasaki	4:45.775	11.072	112.998	3	4	2
14	STK	60	Horst SAIGER	Honda	4:46.086	11.383	112.875	3	4	2
15	STK	65	Michael SWEENEY	BMW - MJR Racing	4:46.953	12.250	112.534	2	3	2
16	STK	15	Dan KNEEN	Suzuki - Marks Bloom Racing	4:47.499	12.796	112.320	3	4	2
17	STK	30	Herve GANTNER	BMW - Ice Valley Motorsave BMW	4:48.070	13.367	112.098	2	4	2
18	STK	16	John BURROWS	Kawasaki - Cookstown BE Racing	4:48.780	14.077	111.822	3	4	2
19	STK	53	Dean HARRISON	BMW - Ice Valley Motorsave BMW	4:49.983	15.280	111.358	3	4	3
20	STK	111	Brian McCORMACK	Honda - CD Racing	4:50.119	15.416	111.306	3	4	2
21	STK	19	Paul SHOESMITH	BMW - Ice Valley Motorsave BMW	4:51.335	16.632	110.841	2	3	2
22	STK	27	Steve HENEGHAN	Kawasaki - Quattro Plant Kawasaki	4:52.155	17.452	110.530	3	4	3
23	STK	96	Neil GREGORY	Honda - Trickbits/FBM/SNC Scaffolding	4:55.291	20.588	109.357	2	4	3
24	STK	43	Adrian CLARK	Honda - BHR Racing	4:55.638	20.935	109.228	3	4	3
25	STK	122	Alan BONNER	Honda	4:55.908	21.205	109.129	3	4	2
26	STK	71	Davy MORGAN	BMW - 01RaceFX	4:56.230	21.527	109.010	2	3	2
27	STK	33	Olie LINSDELL	Honda - Regal Leisure/Wheeler Electrical	4:56.824	22.121	108.792	2	3	2
28	STK	98	Paul OWEN	Honda - WeTrackBikes.co.uk	4:57.549	22.846	108.527	2	4	3
29	STK	29	Ryan McCAY	Honda - Free Brothers Racing	4:58.078	23.375	108.334	3	4	3
30	STK	50	William DAVISON	Honda - Hill Contracts	4:58.186	23.483	108.295	2	3	2
31	STK	55	Donald MacFADYEN	BMW - Capital Fire & Security Alarms	5:01.097	26.394	107.248	2	4	2
32	STK	39	Antonio MAESO	BMW - martimotos	5:01.671	26.968	107.044	2	4	2
33	STK	66	Mark BUCKLEY	Aprilia - Splitlath-Redmond Racing	5:03.013	28.310	106.570	2	3	2
34	STK	62	Stanley GAMBLE	Honda	5:05.326	30.623	105.762	3	4	2
35	STK	57	Daniel JANSEN	BMW - New Zealand M/cycle Adventures	5:05.403	30.700	105.736	2	4	2
36	STK	45	Garth WOODS	Honda - Zeus Products/AMB Compressors	5:07.168	32.465	105.128	2	4	2
37	STK	26	Dennis BOOTH	Suzuki	5:08.042	33.339	104.830	3	4	2
38	STK	54	Toni RECHBERGER	Suzuki - MSC Rottenegg	5:12.016	37.313	103.495	2	4	2
39	STK	36	Ray HUTCHISON	Kawasaki	5:14.887	40.184	102.551	2	3	2
40	STK	23	Steve MARTIN	Kawasaki	5:15.630	40.927	102.310	3	4	2
41	STK	89	Pierluigi CINTI	BMW	5:22.173	47.470	100.232	2	3	2

Non Qualifiers

STK	6	William DUNLOP	Honda - Wilson Craig Racing	4:39.503	4.800	115.534	3	4	1
STK	3	Michael DUNLOP	Kawasaki - Ard Na Mara/McAdoo Racing	4:42.913	8.210	114.141	3	3	1
STK	9	Ian HUTCHINSON	Yamaha - Swan Yamaha	4:45.772	11.069	112.999	3	4	1
STK	2	Ian LOUGHER	Kawasaki - ILR Kawasaki	4:48.761	14.058	111.830	2	4	1
STK	56	Phillip CROWE	BMW - PCR HMT Racing	5:00.329	25.626	107.522	2	4	1
STK	12	Guy MARTIN	Suzuki - Tyco Suzuki by TAS Racing	5:04.458	29.755	106.064	3	3	1
STK	113	Rafael PASCHOALIN	BMW - TT Brazilion Team	5:07.575	32.872	104.989	2	3	1
STK	1	Michael RUTTER	Kawasaki - Bathams Kawasaki	5:40.520	1:05.817	94.831	4	4	0
STK	40	Martin JESSOPP	Ducati - ridersmotorcycles.com	7:09.641	2:34.938	75.160	1	1	0
STK	48	David MADSEN-MYGDAL	Yamaha	23:03.659	18:28.956	23.338	1	1	0
STK	10	Conor CUMMINS	Suzuki - Tyco Suzuki by TAS Racing	27:56.071	23:21.368	19.266	1	1	0

Provisional result to be confirmed by the Stewards of the Meeting subject to completion of technical inspections & the time limit for protests

Page 1 / 1

Circuit	The Triangle	Signed	Organising Club	Coleraine & District Motor Club
Length(miles)	8.9700 Lap 1 (8.8300)		Qualifying Started	13:29
Weather	Cloudy > rain, 9°C, 66%RH	Chief Timekeeper		
Track	Dry > Wet	Issued At: 14:00		



MCUI Ulster
Centre Timing
powered by
e-Laps timing software



WHEEL MOTORSPORT
STEERING GROUP LTD.

Belfast
2&4 Telegraph



nitec



SAFETY
HEALTH
ENVIRONMENT
QUALITY

SHEQpoint.com

www.elaps-timing.com

RELENTLESS International NORTH WEST 200

SUPERSTOCK

Superstock First Qualifying

Tuesday, 15 May 2012

DETAILED RESULT



Qualifying Classification

Position

1 77 Ryan FARQUHAR

STK Behind
Best Time **4:34.703** Best Speed **117.552** On **3** Gp **a**

Lap	Elapsed Time	Lap Time	Lap Speed
1	5:46.840	5:46.840	91.650
2	10:22.599	4:35.759	117.102
3	14:57.302	4:34.703	117.552
4	19:44.182	4:46.880	112.563

2 34 Alastair SEELEY

STK Behind **0.494**
Best Time **4:35.197** Best Speed **117.341** On **3** Gp **a**

Lap	Elapsed Time	Lap Time	Lap Speed
1	5:41.045	5:41.045	93.208
2	10:17.795	4:36.750	116.683
3	14:52.992	4:35.197	117.341
4	19:32.406	4:39.414	115.570

3 4 John McGUINNESS

STK Behind **2.167**
Best Time **4:36.870** Best Speed **116.632** On **2** Gp **a**

Lap	Elapsed Time	Lap Time	Lap Speed
1	6:06.311	6:06.311	86.779
2	10:43.181	4:36.870	116.632
3	15:21.772	4:38.591	115.912
4	20:12.405	4:50.633	111.109

4 11 Stephen THOMPSON

STK Behind **5.995**
Best Time **4:40.698** Best Speed **115.042** On **3** Gp **a**

Lap	Elapsed Time	Lap Time	Lap Speed
1	8:44.578	8:44.578	60.597
2	13:30.785	4:46.207	112.827
3	18:11.483	4:40.698	115.042
4	24:03.005	5:51.522	91.863

5 5 Bruce ANSTEY

STK Behind **6.007**
Best Time **4:40.710** Best Speed **115.037** On **2** Gp **a**

Lap	Elapsed Time	Lap Time	Lap Speed
1	6:17.390	6:17.390	84.231
2	10:58.100	4:40.710	115.037
3	15:39.860	4:41.760	114.608
4	20:29.271	4:49.411	111.578

Qualifying Classification

Position

6 86 Cameron DONALD

STK Behind **6.356**
Best Time **4:41.059** Best Speed **114.894** On **4** Gp **a**

Lap	Elapsed Time	Lap Time	Lap Speed
1	6:26.295	6:26.295	82.289
2	11:10.785	4:44.490	113.508
3	16:08.267	4:57.482	108.551
4	20:49.326	4:41.059	114.894

7 42 Gerard KINGHAN

STK Behind **6.984**
Best Time **4:41.687** Best Speed **114.638** On **2** Gp **a**

Lap	Elapsed Time	Lap Time	Lap Speed
1	10:51.497	10:51.497	48.792
2	15:33.184	4:41.687	114.638
3	20:15.599	4:42.415	114.342
4	25:59.279	5:43.680	93.959

8 18 Lee JOHNSTON

STK Behind **7.194**
Best Time **4:41.897** Best Speed **114.552** On **3** Gp **a**

Lap	Elapsed Time	Lap Time	Lap Speed
1	6:29.183	6:29.183	81.679
2	11:12.290	4:43.107	114.063
3	15:54.187	4:41.897	114.552
4	20:49.098	4:54.911	109.497

9 13 Adrian ARCHIBALD

STK Behind **7.990**
Best Time **4:42.693** Best Speed **114.230** On **4** Gp **a**

Lap	Elapsed Time	Lap Time	Lap Speed
1	5:50.873	5:50.873	90.597
2	10:35.311	4:44.438	113.529
3	15:18.566	4:43.255	114.003
4	20:01.259	4:42.693	114.230
5	25:56.630	5:55.371	90.868

10 37 James HILLIER

STK Behind **8.238**
Best Time **4:42.941** Best Speed **114.130** On **3** Gp **a**

Lap	Elapsed Time	Lap Time	Lap Speed
1	5:41.607	5:41.607	93.054
2	10:25.238	4:43.631	113.852
3	15:08.179	4:42.941	114.130
4	19:53.809	4:45.630	113.055

RELENTLESS International NORTH WEST 200

SUPERSTOCK

Superstock First Qualifying

Tuesday, 15 May 2012

DETAILED RESULT



Qualifying Classification

Position

11 58 Stefano BONETTI

STK Behind 8.830

Best Time 4:43.533 Best Speed 113.892 On 2 Gp a

Lap	Elapsed Time	Lap Time	Lap Speed
1	10:06.705	10:06.705	52.394
2	14:50.238	4:43.533	113.892
3	19:34.080	4:43.842	113.768
4	24:49.656	5:15.576	102.327

12 14 Ben WYLIE

STK Behind 9.215

Best Time 4:43.918 Best Speed 113.737 On 3 Gp a

Lap	Elapsed Time	Lap Time	Lap Speed
1	7:31.827	7:31.827	70.354
2	13:50.465	6:18.638	85.285
3	18:34.383	4:43.918	113.737
4	23:32.426	4:58.043	108.347

13 44 Jamie HAMILTON

STK Behind 11.072

Best Time 4:45.775 Best Speed 112.998 On 3 Gp a

Lap	Elapsed Time	Lap Time	Lap Speed
1	8:53.939	8:53.939	59.535
2	13:41.502	4:47.563	112.295
3	18:27.277	4:45.775	112.998
4	24:01.377	5:34.100	96.654

14 60 Horst SAIGER

STK Behind 11.383

Best Time 4:46.086 Best Speed 112.875 On 3 Gp a

Lap	Elapsed Time	Lap Time	Lap Speed
1	7:48.347	7:48.347	67.873
2	12:57.541	5:09.194	104.439
3	17:43.627	4:46.086	112.875
4	23:16.736	5:33.109	96.941

15 65 Michael SWEENEY

STK Behind 12.250

Best Time 4:46.953 Best Speed 112.534 On 2 Gp a

Lap	Elapsed Time	Lap Time	Lap Speed
1	8:34.712	8:34.712	61.759
2	13:21.665	4:46.953	112.534
3	18:20.930	4:59.265	107.904

Qualifying Classification

Position

16 15 Dan KNEEN

STK Behind 12.796

Best Time 4:47.499 Best Speed 112.320 On 3 Gp a

Lap	Elapsed Time	Lap Time	Lap Speed
1	8:33.939	8:33.939	61.852
2	14:11.845	5:37.906	95.565
3	18:59.344	4:47.499	112.320
4	24:16.123	5:16.779	101.939

17 30 Herve GANTNER

STK Behind 13.367

Best Time 4:48.070 Best Speed 112.098 On 2 Gp a

Lap	Elapsed Time	Lap Time	Lap Speed
1	8:46.187	8:46.187	60.412
2	13:34.257	4:48.070	112.098
3	18:23.011	4:48.754	111.832
4	23:58.266	5:35.255	96.321

18 16 John BURROWS

STK Behind 14.077

Best Time 4:48.780 Best Speed 111.822 On 3 Gp a

Lap	Elapsed Time	Lap Time	Lap Speed
1	10:24.237	10:24.237	50.923
2	15:19.669	4:55.432	109.304
3	20:08.449	4:48.780	111.822
4	25:53.571	5:45.122	93.567

19 53 Dean HARRISON

STK Behind 15.280

Best Time 4:49.983 Best Speed 111.358 On 3 Gp a

Lap	Elapsed Time	Lap Time	Lap Speed
1	9:01.365	9:01.365	58.718
2	13:55.347	4:53.982	109.843
3	18:45.330	4:49.983	111.358
4	23:54.352	5:09.022	104.497

20 111 Brian McCORMACK

STK Behind 15.416

Best Time 4:50.119 Best Speed 111.306 On 3 Gp a

Lap	Elapsed Time	Lap Time	Lap Speed
1	10:31.337	10:31.337	50.350
2	15:22.309	4:50.972	110.980
3	20:12.428	4:50.119	111.306
4	26:01.556	5:49.128	92.493

RELENTLESS International NORTH WEST 200

SUPERSTOCK

Superstock First Qualifying

Tuesday, 15 May 2012

DETAILED RESULT



Qualifying Classification

Position

21 19 Paul SHOESMITH

STK Behind 16.632

Best Time 4:51.335 Best Speed 110.841 On 2 Gp a

Lap	Elapsed Time	Lap Time	Lap Speed
1	14:37.194	14:37.194	36.238
2	19:28.529	4:51.335	110.841
3	24:50.986	5:22.457	100.144

22 27 Steve HENEGHAN

STK Behind 17.452

Best Time 4:52.155 Best Speed 110.530 On 3 Gp a

Lap	Elapsed Time	Lap Time	Lap Speed
1	6:22.310	6:22.310	83.147
2	11:15.941	4:53.631	109.975
3	16:08.096	4:52.155	110.530
4	21:10.401	5:02.305	106.819

23 96 Neil GREGORY

STK Behind 20.588

Best Time 4:55.291 Best Speed 109.357 On 2 Gp a

Lap	Elapsed Time	Lap Time	Lap Speed
1	8:45.292	8:45.292	60.515
2	13:40.583	4:55.291	109.357
3	18:36.117	4:55.534	109.267
4	23:53.200	5:17.083	101.841

24 43 Adrian CLARK

STK Behind 20.935

Best Time 4:55.638 Best Speed 109.228 On 3 Gp a

Lap	Elapsed Time	Lap Time	Lap Speed
1	7:22.898	7:22.898	71.773
2	12:21.385	4:58.487	108.186
3	17:17.023	4:55.638	109.228
4	22:23.266	5:06.243	105.446

25 122 Alan BONNER

STK Behind 21.205

Best Time 4:55.908 Best Speed 109.129 On 3 Gp a

Lap	Elapsed Time	Lap Time	Lap Speed
1	7:28.197	7:28.197	70.924
2	12:28.271	5:00.074	107.613
3	17:24.179	4:55.908	109.129
4	23:30.994	6:06.815	88.033

Qualifying Classification

Position

26 71 Davy MORGAN

STK Behind 21.527

Best Time 4:56.230 Best Speed 109.010 On 2 Gp a

Lap	Elapsed Time	Lap Time	Lap Speed
1	7:46.826	7:46.826	68.094
2	12:43.056	4:56.230	109.010
3	17:43.414	5:00.358	107.512

27 33 Olie LINSDELL

STK Behind 22.121

Best Time 4:56.824 Best Speed 108.792 On 2 Gp a

Lap	Elapsed Time	Lap Time	Lap Speed
1	11:47.610	11:47.610	44.923
2	16:44.434	4:56.824	108.792
3	21:49.596	5:05.162	105.819

28 98 Paul OWEN

STK Behind 22.846

Best Time 4:57.549 Best Speed 108.527 On 2 Gp a

Lap	Elapsed Time	Lap Time	Lap Speed
1	8:40.263	8:40.263	61.100
2	13:37.812	4:57.549	108.527
3	18:35.364	4:57.552	108.526
4	23:50.615	5:15.251	102.433

29 29 Ryan McCAY

STK Behind 23.375

Best Time 4:58.078 Best Speed 108.334 On 3 Gp a

Lap	Elapsed Time	Lap Time	Lap Speed
1	6:57.769	6:57.769	76.090
2	11:56.380	4:58.611	108.141
3	16:54.458	4:58.078	108.334
4	22:10.253	5:15.795	102.256

30 50 William DAVISON

STK Behind 23.483

Best Time 4:58.186 Best Speed 108.295 On 2 Gp a

Lap	Elapsed Time	Lap Time	Lap Speed
1	7:32.529	7:32.529	70.245
2	12:30.715	4:58.186	108.295
3	17:31.496	5:00.781	107.361

RELENTLESS International NORTH WEST 200

SUPERSTOCK

Superstock First Qualifying

Tuesday, 15 May 2012

DETAILED RESULT



Qualifying Classification

Position

31 55 Donald MacFADYEN

STK Behind 26.394

Best Time 5:01.097 Best Speed 107.248 On 2 Gp a

Lap	Elapsed Time	Lap Time	Lap Speed
1	7:49.382	7:49.382	67.723
2	12:50.479	5:01.097	107.248
3	17:56.698	5:06.219	105.454
4	23:25.504	5:28.806	98.210

32 39 Antonio MAESO

STK Behind 26.968

Best Time 5:01.671 Best Speed 107.044 On 2 Gp a

Lap	Elapsed Time	Lap Time	Lap Speed
1	12:13.848	12:13.848	43.317
2	17:15.519	5:01.671	107.044
3	22:19.406	5:03.887	106.263
4	29:39.443	7:20.037	73.385

33 66 Mark BUCKLEY

STK Behind 28.310

Best Time 5:03.013 Best Speed 106.570 On 2 Gp a

Lap	Elapsed Time	Lap Time	Lap Speed
1	9:03.060	9:03.060	58.535
2	14:06.073	5:03.013	106.570
3	19:10.657	5:04.584	106.020

34 62 Stanley GAMBLE

STK Behind 30.623

Best Time 5:05.326 Best Speed 105.762 On 3 Gp a

Lap	Elapsed Time	Lap Time	Lap Speed
1	7:32.408	7:32.408	70.264
2	12:38.106	5:05.698	105.634
3	17:43.432	5:05.326	105.762
4	23:19.911	5:36.479	95.970

35 57 Daniel JANSEN

STK Behind 30.700

Best Time 5:05.403 Best Speed 105.736 On 2 Gp a

Lap	Elapsed Time	Lap Time	Lap Speed
1	10:52.382	10:52.382	48.726
2	15:57.785	5:05.403	105.736
3	21:04.563	5:06.778	105.262
4	27:15.130	6:10.567	87.142

Qualifying Classification

Position

36 45 Garth WOODS

STK Behind 32.465

Best Time 5:07.168 Best Speed 105.128 On 2 Gp a

Lap	Elapsed Time	Lap Time	Lap Speed
1	7:35.462	7:35.462	69.793
2	12:42.630	5:07.168	105.128
3	17:55.742	5:13.112	103.132
4	29:40.119	11:44.377	45.845

37 26 Dennis BOOTH

STK Behind 33.339

Best Time 5:08.042 Best Speed 104.830 On 3 Gp a

Lap	Elapsed Time	Lap Time	Lap Speed
1	7:40.013	7:40.013	69.102
2	12:49.716	5:09.703	104.268
3	17:57.758	5:08.042	104.830
4	23:26.603	5:28.845	98.198

38 54 Toni RECHBERGER

STK Behind 37.313

Best Time 5:12.016 Best Speed 103.495 On 2 Gp a

Lap	Elapsed Time	Lap Time	Lap Speed
1	8:59.753	8:59.753	58.894
2	14:11.769	5:12.016	103.495
3	19:35.333	5:23.564	99.801
4	25:56.311	6:20.978	84.761

39 36 Ray HUTCHISON

STK Behind 40.184

Best Time 5:14.887 Best Speed 102.551 On 2 Gp a

Lap	Elapsed Time	Lap Time	Lap Speed
1	10:17.177	10:17.177	51.505
2	15:32.064	5:14.887	102.551
3	20:51.078	5:19.014	101.224

40 23 Steve MARTIN

STK Behind 40.927

Best Time 5:15.630 Best Speed 102.310 On 3 Gp a

Lap	Elapsed Time	Lap Time	Lap Speed
1	6:57.006	6:57.006	76.229
2	12:13.283	5:16.277	102.100
3	17:28.913	5:15.630	102.310
4	24:48.256	7:19.343	73.501



SUPERSTOCK

Superstock First Qualifying

Tuesday, 15 May 2012

DETAILED RESULT

Qualifying Classification

Position

41 89 Pierluigi CINTI

STK Behind **47.470**
 Best Time **5:22.173** Best Speed **100.232** On **2** Gp **a**

Lap	Elapsed Time	Lap Time	Lap Speed
1	11:44.437	11:44.437	45.125
2	17:06.610	5:22.173	100.232
3	22:30.279	5:23.669	99.769

Non Qualifiers

Position

6 William DUNLOP

STK Behind **4.800**
 Best Time **4:39.503** Best Speed **115.534** On **3** Gp **a**

Lap	Elapsed Time	Lap Time	Lap Speed
1	7:24.354	7:24.354	71.538
2	15:30.670	8:06.316	66.401
3	20:10.173	4:39.503	115.534
4	25:57.380	5:47.207	93.005

3 Michael DUNLOP

STK Behind **8.210**
 Best Time **4:42.913** Best Speed **114.141** On **3** Gp **a**

Lap	Elapsed Time	Lap Time	Lap Speed
1	7:23.770	7:23.770	71.632
2	16:03.445	8:39.675	62.139
3	20:46.358	4:42.913	114.141

9 Ian HUTCHINSON

STK Behind **11.069**
 Best Time **4:45.772** Best Speed **112.999** On **3** Gp **a**

Lap	Elapsed Time	Lap Time	Lap Speed
1	6:44.097	6:44.097	78.664
2	12:45.454	6:01.357	89.363
3	17:31.226	4:45.772	112.999
4	23:13.309	5:42.083	94.398

2 Ian LOUGHER

STK Behind **14.058**
 Best Time **4:48.761** Best Speed **111.830** On **2** Gp **a**

Lap	Elapsed Time	Lap Time	Lap Speed
1	8:44.258	8:44.258	60.634
2	13:33.019	4:48.761	111.830
3	21:07.611	7:34.592	71.035
4	29:25.690	8:18.079	64.833

Non Qualifiers

Position

56 Phillip CROWE

STK Behind **25.626**
 Best Time **5:00.329** Best Speed **107.522** On **2** Gp **a**

Lap	Elapsed Time	Lap Time	Lap Speed
1	9:00.673	9:00.673	58.793
2	14:01.002	5:00.329	107.522
3	20:11.924	6:10.922	87.059
4	26:01.020	5:49.096	92.502

12 Guy MARTIN

STK Behind **29.755**
 Best Time **5:04.458** Best Speed **106.064** On **3** Gp **a**

Lap	Elapsed Time	Lap Time	Lap Speed
1	11:53.730	11:53.730	44.538
2	20:09.614	8:15.884	65.120
3	25:14.072	5:04.458	106.064

113 Rafael PASCHOALIN

STK Behind **32.872**
 Best Time **5:07.575** Best Speed **104.989** On **2** Gp **a**

Lap	Elapsed Time	Lap Time	Lap Speed
1	12:30.585	12:30.585	42.351
2	17:38.160	5:07.575	104.989
3	23:17.848	5:39.688	95.064

1 Michael RUTTER

STK Behind **1:05.817**
 Best Time **5:40.520** Best Speed **94.831** On **4** Gp **a**

Lap	Elapsed Time	Lap Time	Lap Speed
1	6:08.498	6:08.498	86.264
2	14:12.616	8:04.118	66.703
3	20:59.452	6:46.836	79.374
4	26:39.972	5:40.520	94.831

40 Martin JESSOPP

STK Behind **2:34.938**
 Best Time **7:09.641** Best Speed **75.160** On **1** Gp **a**

Lap	Elapsed Time	Lap Time	Lap Speed
1	7:09.641	7:09.641	73.987



SUPERSTOCK

Superstock First Qualifying

Tuesday, 15 May 2012

DETAILED RESULT

Non Qualifiers

Position

48 David MADSEN-MYGDAL

STK Behind **18:28.956**
Best Time **23:03.659** Best Speed **23.338** On 1 Gp a

Lap	Elapsed Time	Lap Time	Lap Speed
1	23:03.659	23:03.659	22.974

10 Conor CUMMINS

STK Behind **23:21.368**
Best Time **27:56.071** Best Speed **19.266** On 1 Gp a

Lap	Elapsed Time	Lap Time	Lap Speed
1	27:56.071	27:56.071	18.966

Speed TrapSuperstock 1st Practice

<u>No.</u>	<u>Name</u>	<u>Lap 1</u>	<u>Lap 2</u>	<u>Lap 3</u>	<u>Lap 4</u>
1	Michael RUTTER		167		
2	Ian LOUGHER				188
3	Michael DUNLOP		191	186	
4	John McGUINNESS		187		
5	Bruce ANSTEY	183	191		
6	William DUNLOP	176		192	
9	Ian HUTCHINSON	184		190	
11	Stephen THOMPSON				184
12	Guy MARTIN			189	184
13	Adrian ARCHIBALD	189			
14	Ben WYLIE	195		193	
15	Dan KNEEN		187		
16	John BURROWS	182			
18	Lee JOHNSTON		189	186	
19	Paul SHOESMITH		192	190	
23	Steve MARTIN	178	167	179	182
26	Dennis BOOTH	186			
27	Steve HENEGHAN			185	184
29	Ryan McCAY		170	168	161
30	Herve GANTNER	155	192	189	
33	Olie LINSDELL		185	184	185
34	Alastair SEELEY		186		
35	Paul CRANSTON	179			
37	James HILLIER	191		191	
39	Antonio MAESO		174		
42	Gerard KINGHAN	192	192	193	174
43	Adrian CLARK	180		184	185
44	Jamie HAMILTON	188	187	179	184
45	Garth WOODS	184	181	178	
48	David MADSEN-MYGDAL				160
50	William DAVISON		180		
53	Dean HARRISON	192		191	193
54	Toni RECHBERGER	177		169	
55	Donald MacFADYEN				184
56	Phillip CROWE	179			170
58	Stefano BONETTI		185	184	
60	Horst SAIGER	185			
62	Stanley GAMBLE		177	177	167
66	Mark BUCKLEY			185	
71	Davy MORGAN		189		
77	Ryan FARQUHAR	190		190	
86	Cameron DONALD	185	187	185	188
98	Paul OWEN		192		
113	Rafael PASCHOALIN		171	179	
122	Alan BONNER				173

RELENTLESS International NORTH WEST 200

SUPERSTOCK

Superstock Second Qualifying

Thursday, 17 May 2012



Qualifying Time

5:51.042

Qualifying Speed

91.989


Pos	Class	No	Name	Machine / Sponsor	Best Lap			Total Laps	Qualifying Laps	
					Time	Behind	Speed			
1	STK	1	Michael RUTTER	Kawasaki - Bathams Kawasaki	4:56.232		109.009	6	7	5
2	STK	5	Bruce ANSTEY	Honda - Padgett's MMCG Racing	4:56.891	0.659	108.767	6	6	4
3	STK	3	Michael DUNLOP	Kawasaki - Ard Na Mara/McAdoo Racing	4:57.796	1.564	108.437	8	8	5
4	STK	34	Alastair SEELEY	Suzuki - Tyco Suzuki by TAS Racing	4:58.737	2.505	108.095	5	7	5
5	STK	10	Conor CUMMINS	Suzuki - Tyco Suzuki by TAS Racing	4:59.761	3.529	107.726	6	7	5
6	STK	12	Guy MARTIN	Suzuki - Tyco Suzuki by TAS Racing	5:00.898	4.666	107.319	8	8	7
7	STK	4	John McGUINNESS	Honda - Padgett's MMCG Racing	5:01.640	5.408	107.055	3	4	3
8	STK	6	William DUNLOP	Honda - Wilson Craig Racing	5:02.522	6.290	106.743	7	8	6
9	STK	58	Stefano BONETTI	Kawasaki - Speed Motor	5:02.563	6.331	106.728	6	8	6
10	STK	7	Gary JOHNSON	Honda - Honda TT legends	5:02.639	6.407	106.701	6	7	6
11	STK	2	Ian LOUGHER	Kawasaki - ILR Kawasaki	5:03.808	7.576	106.291	4	7	4
12	STK	13	Adrian ARCHIBALD	Kawasaki - AMA Racing	5:08.253	12.021	104.758	2	5	3
13	STK	37	James HILLIER	Kawasaki - Pr1mo Bournemouth Kawasaki	5:09.551	13.319	104.319	4	5	3
14	STK	19	Paul SHOESMITH	BMW - Ice Valley Motorsave BMW	5:09.845	13.613	104.220	7	8	6
15	STK	14	Ben WYLIE	BMW - Wylie Racing / Per Cup Coffee	5:09.964	13.732	104.180	7	8	6
16	STK	53	Dean HARRISON	BMW - Ice Valley Motorsave BMW	5:11.502	15.270	103.665	6	8	7
17	STK	111	Brian McCORMACK	Honda - CD Racing	5:12.563	16.331	103.314	5	6	4
18	STK	122	Alan BONNER	Honda	5:14.744	18.512	102.598	5	6	5
19	STK	60	Horst SAIGER	Kawasaki	5:15.734	19.502	102.276	7	8	6
20	STK	18	Lee JOHNSTON	Ducati - Millsport Racing Ducati	5:16.730	20.498	101.954	2	3	2
21	STK	66	Mark BUCKLEY	Aprilia - Splittath-Redmond Racing	5:17.720	21.488	101.637	4	8	3
22	STK	113	Rafael PASCHOALIN	BMW - TT Brazilion Team	5:17.937	21.705	101.567	7	7	6
23	STK	33	Olie LINSDELL	Honda - Regal Leisure/Wheeler Electrical	5:18.357	22.125	101.433	7	7	4
24	STK	56	Phillip CROWE	BMW - PCR HMT Racing	5:18.447	22.215	101.405	8	8	6
25	STK	27	Steve HENEGHAN	Kawasaki - Quattro Plant Kawasaki	5:19.812	23.580	100.972	3	3	2
26	STK	30	Herve GANTNER	BMW - Ice Valley Motorsave BMW	5:20.464	24.232	100.766	5	7	4
27	STK	96	Neil GREGORY	Honda - Trickbits/FBM/SNC Scaffolding	5:20.528	24.296	100.746	4	5	4
28	STK	11	Stephen THOMPSON	BMW - Taylor Lyndsey	5:20.618	24.386	100.718	3	3	2
29	STK	43	Adrian CLARK	Honda - BHR Racing	5:21.318	25.086	100.499	6	6	5
30	STK	62	Stanley GAMBLE	Honda	5:26.031	29.799	99.046	8	8	6
31	STK	9	Ian HUTCHINSON	Yamaha - Swan Yamaha	5:26.395	30.163	98.935	2	3	2
32	STK	98	Paul OWEN	Honda - WeTrackBikes.co.uk	5:27.177	30.945	98.699	7	7	4
33	STK	26	Dennis BOOTH	Suzuki	5:27.658	31.426	98.554	7	7	5
34	STK	20	Denver ROBB	Suzuki - D.R. Racing	5:27.949	31.717	98.467	3	3	2
35	STK	29	Ryan McCAY	Honda - Free Brothers Racing	5:32.677	36.445	97.067	4	4	2
36	STK	65	Michael SWEENEY	BMW - MJR Racing	5:32.694	36.462	97.062	4	6	2
37	STK	55	Donald MacFADYEN	BMW - Capital Fire & Security Alarms	5:35.428	39.196	96.271	2	3	2
38	STK	48	David MADSEN-MYGDAL	Yamaha	5:36.714	40.482	95.903	4	6	5

Non Qualifiers

STK	50	William DAVISON	Honda - Hill Contracts	5:43.525	47.293	94.002	2	2	1
STK	89	Pierluigi CINTI	BMW	5:53.214	56.982	91.423	5	5	0
STK	36	Ray HUTCHISON	Kawasaki	5:58.916	1:02.684	89.971	2	3	0
STK	39	Antonio MAESO	BMW - martimotos	6:03.479	1:07.247	88.841	2	3	0
STK	42	Gerard KINGHAN	BMW - Kinghan Racing	6:07.289	1:11.057	87.920	2	2	0
STK	45	Garth WOODS	Honda - Zeus Products/AMB Compressors	6:08.414	1:12.182	87.651	2	2	0
STK	54	Toni RECHBERGER	Suzuki - MSC Rotteneegg	6:13.284	1:17.052	86.508	2	2	0
STK	103	Reuben McPHEE	Honda	6:22.711	1:26.479	84.377	2	2	0
STK	44	Jamie HAMILTON	Kawasaki - KMR Kawasaki	7:40.835	2:44.603	70.073	1	1	0
STK	57	Daniel JANSEN	BMW - New Zealand M/cycle Adventures	8:59.463	4:03.231	59.860	1	1	0
STK	71	Davy MORGAN	BMW - 01RaceFX	9:00.600	4:04.368	59.734	1	1	0
STK	86	Cameron DONALD	Honda - Wilson Craig Racing	9:28.963	4:32.731	56.756	1	2	0

Provisional result to be confirmed by the Stewards of the Meeting subject to completion of technical inspections & the time limit for protests

Page 1 / 1

Circuit	The Triangle	Signed	Organising Club	Coleraine & District Motor Club
Length(miles)	8.9700 Lap 1 (8.8300)		Qualifying Started	11:17
Weather	Light Rain, 8°C, 82%RH	Chief Timekeeper		
Track	Wet	Issued At: 12:12		



MCUI Ulster
Centre Timing
powered by
e-Laps timing software



WHEEL MOTORSPORT
STEERING GROUP LTD.

Belfast
2&4 Telegraph



nitec



SAFETY
HEALTH
ENVIRONMENT
QUALITY
SHEQpoint.com

www.elaps-timing.com

RELENTLESS International NORTH WEST 200

SUPERSTOCK

Superstock Second Qualifying

Thursday, 17 May 2012

DETAILED RESULT



Qualifying Classification

Position

1 1 Michael RUTTER

STK Behind
Best Time **4:56.232** Best Speed **109.009** On **6** Gp **a**

Lap	Elapsed Time	Lap Time	Lap Speed
1	5:57.192	5:57.192	88.994
2	11:05.456	5:08.264	104.754
3	16:09.026	5:03.570	106.374
4	21:48.820	5:39.794	95.034
5	38:05.529	16:16.709	33.062
6	43:01.761	4:56.232	109.009
7	48:13.936	5:12.175	103.442

2 5 Bruce ANSTEY

STK Behind **0.659**
Best Time **4:56.891** Best Speed **108.767** On **6** Gp **a**

Lap	Elapsed Time	Lap Time	Lap Speed
1	8:41.105	8:41.105	61.001
2	13:52.887	5:11.782	103.572
3	18:53.323	5:00.436	107.484
4	23:58.618	5:05.295	105.773
5	31:20.004	7:21.386	73.160
6	36:16.895	4:56.891	108.767

3 3 Michael DUNLOP

STK Behind **1.564**
Best Time **4:57.796** Best Speed **108.437** On **8** Gp **a**

Lap	Elapsed Time	Lap Time	Lap Speed
1	6:52.479	6:52.479	77.066
2	12:02.409	5:09.930	104.191
3	17:07.281	5:04.872	105.920
4	25:25.870	8:18.589	64.767
5	30:38.468	5:12.598	103.302
6	39:51.150	9:12.682	58.428
7	44:50.536	4:59.386	107.861
8	49:48.332	4:57.796	108.437

4 34 Alastair SEELEY

STK Behind **2.505**
Best Time **4:58.737** Best Speed **108.095** On **5** Gp **a**

Lap	Elapsed Time	Lap Time	Lap Speed
1	5:56.818	5:56.818	89.087
2	11:03.989	5:07.171	105.127
3	16:08.230	5:04.241	106.140
4	21:10.497	5:02.267	106.833
5	26:09.234	4:58.737	108.095
6	31:12.806	5:03.572	106.373
7	49:10.182	17:57.376	29.973

Qualifying Classification

Position

5 10 Conor CUMMINS

STK Behind **3.529**
Best Time **4:59.761** Best Speed **107.726** On **6** Gp **a**

Lap	Elapsed Time	Lap Time	Lap Speed
1	6:03.208	6:03.208	87.520
2	11:11.237	5:08.029	104.834
3	16:13.635	5:02.398	106.786
4	21:18.913	5:05.278	105.779
5	42:55.719	21:36.806	24.901
6	47:55.480	4:59.761	107.726
7	52:56.041	5:00.561	107.439

6 12 Guy MARTIN

STK Behind **4.666**
Best Time **5:00.898** Best Speed **107.319** On **8** Gp **a**

Lap	Elapsed Time	Lap Time	Lap Speed
1	8:44.564	8:44.564	60.599
2	14:05.452	5:20.888	100.633
3	19:17.189	5:11.737	103.587
4	24:25.528	5:08.339	104.729
5	29:32.695	5:07.167	105.128
6	34:35.419	5:02.724	106.671
7	39:36.793	5:01.374	107.149
8	44:37.691	5:00.898	107.319

7 4 John McGUINNESS

STK Behind **5.408**
Best Time **5:01.640** Best Speed **107.055** On **3** Gp **a**

Lap	Elapsed Time	Lap Time	Lap Speed
1	6:04.705	6:04.705	87.161
2	11:12.509	5:07.804	104.911
3	16:14.149	5:01.640	107.055
4	21:30.887	5:16.738	101.952

8 6 William DUNLOP

STK Behind **6.290**
Best Time **5:02.522** Best Speed **106.743** On **7** Gp **a**

Lap	Elapsed Time	Lap Time	Lap Speed
1	6:29.521	6:29.521	81.608
2	12:04.389	5:34.868	96.432
3	25:33.051	13:28.662	39.933
4	30:41.734	5:08.683	104.612
5	35:51.405	5:09.671	104.278
6	40:57.503	5:06.098	105.496
7	46:00.025	5:02.522	106.743
8	51:02.568	5:02.543	106.735

RELENTLESS International NORTH WEST 200



SUPERSTOCK

Superstock Second Qualifying

Thursday, 17 May 2012

DETAILED RESULT

Qualifying Classification

Position

9 58 Stefano BONETTI

STK Behind 6.331

Best Time 5:02.563 Best Speed 106.728 On 6 Gp a

Lap	Elapsed Time	Lap Time	Lap Speed
1	8:01.576	8:01.576	66.008
2	13:21.291	5:19.715	101.002
3	18:35.772	5:14.481	102.683
4	24:02.112	5:26.340	98.952
5	31:28.304	7:26.192	72.372
6	36:30.867	5:02.563	106.728
7	41:34.101	5:03.234	106.492
8	47:13.469	5:39.368	95.153

10 7 Gary JOHNSON

STK Behind 6.407

Best Time 5:02.639 Best Speed 106.701 On 6 Gp a

Lap	Elapsed Time	Lap Time	Lap Speed
1	6:55.340	6:55.340	76.535
2	12:06.457	5:11.117	103.794
3	17:13.065	5:06.608	105.320
4	22:22.894	5:09.829	104.225
5	27:29.416	5:06.522	105.350
6	32:32.055	5:02.639	106.701
7	37:54.959	5:22.904	100.005

11 2 Ian LOUGHER

STK Behind 7.576

Best Time 5:03.808 Best Speed 106.291 On 4 Gp a

Lap	Elapsed Time	Lap Time	Lap Speed
1	8:42.287	8:42.287	60.863
2	15:20.181	6:37.894	81.157
3	20:26.952	5:06.771	105.264
4	25:30.760	5:03.808	106.291
5	30:34.573	5:03.813	106.289
6	35:54.191	5:19.618	101.033
7	43:59.923	8:05.732	66.481

12 13 Adrian ARCHIBALD

STK Behind 12.021

Best Time 5:08.253 Best Speed 104.758 On 2 Gp a

Lap	Elapsed Time	Lap Time	Lap Speed
1	6:03.704	6:03.704	87.401
2	11:11.957	5:08.253	104.758
3	16:34.592	5:22.635	100.088
4	26:16.926	9:42.334	55.453
5	31:25.466	5:08.540	104.661

Qualifying Classification

Position

13 37 James HILLIER

STK Behind 13.319

Best Time 5:09.551 Best Speed 104.319 On 4 Gp a

Lap	Elapsed Time	Lap Time	Lap Speed
1	6:30.609	6:30.609	81.381
2	27:54.593	21:23.984	25.150
3	33:06.457	5:11.864	103.545
4	38:16.008	5:09.551	104.319
5	43:26.622	5:10.614	103.962

14 19 Paul SHOESMITH

STK Behind 13.613

Best Time 5:09.845 Best Speed 104.220 On 7 Gp a

Lap	Elapsed Time	Lap Time	Lap Speed
1	8:17.123	8:17.123	63.944
2	13:35.891	5:18.768	101.303
3	18:53.060	5:17.169	101.813
4	24:09.307	5:16.247	102.110
5	29:21.176	5:11.869	103.543
6	34:31.401	5:10.225	104.092
7	39:41.246	5:09.845	104.220
8	45:32.573	5:51.327	91.914

15 14 Ben WYLIE

STK Behind 13.732

Best Time 5:09.964 Best Speed 104.180 On 7 Gp a

Lap	Elapsed Time	Lap Time	Lap Speed
1	7:50.197	7:50.197	67.606
2	13:15.932	5:25.735	99.136
3	18:35.249	5:19.317	101.128
4	23:52.269	5:17.020	101.861
5	29:08.698	5:16.429	102.051
6	37:34.055	8:25.357	63.899
7	42:44.019	5:09.964	104.180
8	47:57.690	5:13.671	102.949

16 53 Dean HARRISON

STK Behind 15.270

Best Time 5:11.502 Best Speed 103.665 On 6 Gp a

Lap	Elapsed Time	Lap Time	Lap Speed
1	8:40.799	8:40.799	61.037
2	14:14.434	5:33.635	96.788
3	19:40.621	5:26.187	98.998
4	25:02.278	5:21.657	100.393
5	30:20.851	5:18.573	101.365
6	35:32.353	5:11.502	103.665
7	40:46.889	5:14.536	102.666
8	46:13.932	5:27.043	98.739

RELENTLESS International NORTH WEST 200



SUPERSTOCK

Superstock Second Qualifying

Thursday, 17 May 2012

DETAILED RESULT

Qualifying Classification

Position

17 111 Brian McCORMACK

STK Behind 16.331

Best Time 5:12.563 Best Speed 103.314 On 5 Gp a

Lap	Elapsed Time	Lap Time	Lap Speed
1	6:42.324	6:42.324	79.011
2	12:04.838	5:22.514	100.126
3	17:21.822	5:16.984	101.873
4	25:21.353	7:59.531	67.341
5	30:33.916	5:12.563	103.314
6	35:48.459	5:14.543	102.663

18 122 Alan BONNER

STK Behind 18.512

Best Time 5:14.744 Best Speed 102.598 On 5 Gp a

Lap	Elapsed Time	Lap Time	Lap Speed
1	8:36.850	8:36.850	61.503
2	14:22.906	5:46.056	93.314
3	20:00.254	5:37.348	95.723
4	25:21.971	5:21.717	100.374
5	30:36.715	5:14.744	102.598
6	36:24.647	5:47.932	92.811

19 60 Horst SAIGER

STK Behind 19.502

Best Time 5:15.734 Best Speed 102.276 On 7 Gp a

Lap	Elapsed Time	Lap Time	Lap Speed
1	9:07.748	9:07.748	58.034
2	15:00.342	5:52.594	91.584
3	20:37.740	5:37.398	95.709
4	26:07.606	5:29.866	97.894
5	31:33.921	5:26.315	98.960
6	36:51.428	5:17.507	101.705
7	42:07.162	5:15.734	102.276
8	47:26.377	5:19.215	101.161

20 18 Lee JOHNSTON

STK Behind 20.498

Best Time 5:16.730 Best Speed 101.954 On 2 Gp a

Lap	Elapsed Time	Lap Time	Lap Speed
1	6:30.940	6:30.940	81.312
2	11:47.670	5:16.730	101.954
3	17:06.740	5:19.070	101.207

Qualifying Classification

Position

21 66 Mark BUCKLEY

STK Behind 21.488

Best Time 5:17.720 Best Speed 101.637 On 4 Gp a

Lap	Elapsed Time	Lap Time	Lap Speed
1	7:01.820	7:01.820	75.359
2	12:30.069	5:28.249	98.377
3	20:17.703	7:47.634	69.054
4	25:35.423	5:17.720	101.637
5	31:57.016	6:21.593	84.624
6	40:33.011	8:35.995	62.582
7	47:57.800	7:24.789	72.601
8	53:35.248	5:37.448	95.695

22 113 Rafael PASCHOALIN

STK Behind 21.705

Best Time 5:17.937 Best Speed 101.567 On 7 Gp a

Lap	Elapsed Time	Lap Time	Lap Speed
1	7:25.146	7:25.146	71.410
2	12:58.446	5:33.300	96.886
3	18:28.103	5:29.657	97.956
4	23:54.816	5:26.713	98.839
5	29:21.730	5:26.914	98.778
6	34:43.582	5:21.852	100.332
7	40:01.519	5:17.937	101.567

23 33 Olie LINSDELL

STK Behind 22.125

Best Time 5:18.357 Best Speed 101.433 On 7 Gp a

Lap	Elapsed Time	Lap Time	Lap Speed
1	14:25.199	14:25.199	36.741
2	19:55.649	5:30.450	97.721
3	25:30.304	5:34.655	96.493
4	33:09.118	7:38.814	70.381
5	38:38.628	5:29.510	98.000
6	46:44.610	8:05.982	66.447
7	52:02.967	5:18.357	101.433

24 56 Phillip CROWE

STK Behind 22.215

Best Time 5:18.447 Best Speed 101.405 On 8 Gp a

Lap	Elapsed Time	Lap Time	Lap Speed
1	7:22.781	7:22.781	71.792
2	13:09.622	5:46.841	93.103
3	18:52.369	5:42.747	94.215
4	24:24.892	5:32.523	97.112
5	29:53.937	5:29.045	98.139
6	35:28.483	5:34.546	96.525
7	44:11.420	8:42.937	61.751
8	49:29.867	5:18.447	101.405



SUPERSTOCK

Superstock Second Qualifying

Thursday, 17 May 2012

DETAILED RESULT

Qualifying Classification

Position

25 27 Steve HENEGHAN

STK Behind 23.580

Best Time 5:19.812 Best Speed 100.972 On 3 Gp a

Lap	Elapsed Time	Lap Time	Lap Speed
1	7:23.115	7:23.115	71.738
2	12:52.387	5:29.272	98.071
3	18:12.199	5:19.812	100.972

26 30 Herve GANTNER

STK Behind 24.232

Best Time 5:20.464 Best Speed 100.766 On 5 Gp a

Lap	Elapsed Time	Lap Time	Lap Speed
1	8:39.614	8:39.614	61.176
2	14:11.009	5:31.395	97.443
3	19:51.855	5:40.846	94.741
4	32:53.345	13:01.490	41.321
5	38:13.809	5:20.464	100.766
6	43:45.335	5:31.526	97.404
7	50:41.206	6:55.871	77.649

27 96 Neil GREGORY

STK Behind 24.296

Best Time 5:20.528 Best Speed 100.746 On 4 Gp a

Lap	Elapsed Time	Lap Time	Lap Speed
1	7:13.582	7:13.582	73.315
2	12:48.855	5:35.273	96.316
3	18:14.379	5:25.524	99.200
4	23:34.907	5:20.528	100.746
5	29:06.929	5:32.022	97.259

28 11 Stephen THOMPSON

STK Behind 24.386

Best Time 5:20.618 Best Speed 100.718 On 3 Gp a

Lap	Elapsed Time	Lap Time	Lap Speed
1	9:23.164	9:23.164	56.445
2	14:51.380	5:28.216	98.386
3	20:11.998	5:20.618	100.718

Qualifying Classification

Position

29 43 Adrian CLARK

STK Behind 25.086

Best Time 5:21.318 Best Speed 100.499 On 6 Gp a

Lap	Elapsed Time	Lap Time	Lap Speed
1	8:53.411	8:53.411	59.594
2	14:26.391	5:32.980	96.979
3	19:56.555	5:30.164	97.806
4	25:19.662	5:23.107	99.942
5	30:41.511	5:21.849	100.333
6	36:02.829	5:21.318	100.499

30 62 Stanley GAMBLE

STK Behind 29.799

Best Time 5:26.031 Best Speed 99.046 On 8 Gp a

Lap	Elapsed Time	Lap Time	Lap Speed
1	8:09.753	8:09.753	64.906
2	13:49.176	5:39.423	95.138
3	19:21.419	5:32.243	97.194
4	24:52.496	5:31.077	97.536
5	30:23.007	5:30.511	97.703
6	35:59.612	5:36.605	95.934
7	44:45.995	8:46.383	61.347
8	50:12.026	5:26.031	99.046

31 9 Ian HUTCHINSON

STK Behind 30.163

Best Time 5:26.395 Best Speed 98.935 On 2 Gp a

Lap	Elapsed Time	Lap Time	Lap Speed
1	9:45.428	9:45.428	54.299
2	15:11.823	5:26.395	98.935
3	20:59.781	5:47.958	92.804

32 98 Paul OWEN

STK Behind 30.945

Best Time 5:27.177 Best Speed 98.699 On 7 Gp a

Lap	Elapsed Time	Lap Time	Lap Speed
1	8:19.029	8:19.029	63.700
2	14:04.137	5:45.108	93.571
3	19:39.991	5:35.854	96.149
4	26:26.936	6:46.945	79.352
5	32:00.725	5:33.789	96.744
6	41:07.511	9:06.786	59.058
7	46:34.688	5:27.177	98.699



SUPERSTOCK

Superstock Second Qualifying

Thursday, 17 May 2012

DETAILED RESULT

Qualifying Classification

Position

33 26 Dennis BOOTH

STK Behind 31.426

Best Time 5:27.658 Best Speed 98.554 On 7 Gp a

Lap	Elapsed Time	Lap Time	Lap Speed
1	7:35.235	7:35.235	69.828
2	13:20.137	5:44.902	93.627
3	18:52.726	5:32.589	97.093
4	24:22.786	5:30.060	97.837
5	29:54.626	5:31.840	97.312
6	37:17.426	7:22.800	72.927
7	42:45.084	5:27.658	98.554

34 20 Denver ROBB

STK Behind 31.717

Best Time 5:27.949 Best Speed 98.467 On 3 Gp a

Lap	Elapsed Time	Lap Time	Lap Speed
1	8:55.328	8:55.328	59.380
2	14:25.515	5:30.187	97.799
3	19:53.464	5:27.949	98.467

35 29 Ryan McCAY

STK Behind 36.445

Best Time 5:32.677 Best Speed 97.067 On 4 Gp a

Lap	Elapsed Time	Lap Time	Lap Speed
1	8:12.238	8:12.238	64.579
2	14:01.334	5:49.096	92.502
3	27:52.961	13:51.627	38.830
4	33:25.638	5:32.677	97.067

36 65 Michael SWEENEY

STK Behind 36.462

Best Time 5:32.694 Best Speed 97.062 On 4 Gp a

Lap	Elapsed Time	Lap Time	Lap Speed
1	12:09.632	12:09.632	43.567
2	17:45.721	5:36.089	96.082
3	24:20.837	6:35.116	81.728
4	29:53.531	5:32.694	97.062
5	40:06.361	10:12.830	52.693
6	48:53.190	8:46.829	61.295

Qualifying Classification

Position

37 55 Donald MacFADYEN

STK Behind 39.196

Best Time 5:35.428 Best Speed 96.271 On 2 Gp a

Lap	Elapsed Time	Lap Time	Lap Speed
1	10:31.547	10:31.547	50.334
2	16:06.975	5:35.428	96.271
3	21:47.132	5:40.157	94.933

38 48 David MADSEN-MYGDAL

STK Behind 40.482

Best Time 5:36.714 Best Speed 95.903 On 4 Gp a

Lap	Elapsed Time	Lap Time	Lap Speed
1	12:49.584	12:49.584	41.305
2	18:35.121	5:45.537	93.455
3	24:11.891	5:36.770	95.887
4	29:48.605	5:36.714	95.903
5	35:25.513	5:36.908	95.848
6	41:04.221	5:38.708	95.339

Non Qualifiers

Position

50 William DAVISON

STK Behind 47.293

Best Time 5:43.525 Best Speed 94.002 On 2 Gp a

Lap	Elapsed Time	Lap Time	Lap Speed
1	7:15.558	7:15.558	72.982
2	12:59.083	5:43.525	94.002

89 Pierluigi CINTI

STK Behind 56.982

Best Time 5:53.214 Best Speed 91.423 On 5 Gp a

Lap	Elapsed Time	Lap Time	Lap Speed
1	8:52.995	8:52.995	59.640
2	15:01.783	6:08.788	87.563
3	21:01.346	5:59.563	89.809
4	26:57.192	5:55.846	90.747
5	32:50.406	5:53.214	91.423

36 Ray HUTCHISON

STK Behind 1:02.684

Best Time 5:58.916 Best Speed 89.971 On 2 Gp a

Lap	Elapsed Time	Lap Time	Lap Speed
1	8:39.297	8:39.297	61.214
2	14:38.213	5:58.916	89.971
3	20:50.270	6:12.057	86.793

RELENTLESS International NORTH WEST 200

SUPERSTOCK

Superstock Second Qualifying

Thursday, 17 May 2012

DETAILED RESULT



Non Qualifiers

Position

39 Antonio MAESO

STK Behind 1:07.247

Best Time 6:03.479 Best Speed 88.841 On 2 Gp a

Lap	Elapsed Time	Lap Time	Lap Speed
1	8:09.852	8:09.852	64.893
2	14:13.331	6:03.479	88.841
3	50:32.774	36:19.443	14.817

42 Gerard KINGHAN

STK Behind 1:11.057

Best Time 6:07.289 Best Speed 87.920 On 2 Gp a

Lap	Elapsed Time	Lap Time	Lap Speed
1	6:58.981	6:58.981	75.870
2	13:06.270	6:07.289	87.920

45 Garth WOODS

STK Behind 1:12.182

Best Time 6:08.414 Best Speed 87.651 On 2 Gp a

Lap	Elapsed Time	Lap Time	Lap Speed
1	9:33.635	9:33.635	55.415
2	15:42.049	6:08.414	87.651

54 Toni RECHBERGER

STK Behind 1:17.052

Best Time 6:13.284 Best Speed 86.508 On 2 Gp a

Lap	Elapsed Time	Lap Time	Lap Speed
1	10:33.344	10:33.344	50.191
2	16:46.628	6:13.284	86.508

103 Reuben McPHEE

STK Behind 1:26.479

Best Time 6:22.711 Best Speed 84.377 On 2 Gp a

Lap	Elapsed Time	Lap Time	Lap Speed
1	8:40.470	8:40.470	61.076
2	15:03.181	6:22.711	84.377

44 Jamie HAMILTON

STK Behind 2:44.603

Best Time 7:40.835 Best Speed 70.073 On 1 Gp a

Lap	Elapsed Time	Lap Time	Lap Speed
1	7:40.835	7:40.835	68.979

Non Qualifiers

Position

57 Daniel JANSEN

STK Behind 4:03.231

Best Time 8:59.463 Best Speed 59.860 On 1 Gp a

Lap	Elapsed Time	Lap Time	Lap Speed
1	8:59.463	8:59.463	58.925

71 Davy MORGAN

STK Behind 4:04.368

Best Time 9:00.600 Best Speed 59.734 On 1 Gp a

Lap	Elapsed Time	Lap Time	Lap Speed
1	9:00.600	9:00.600	58.801

86 Cameron DONALD

STK Behind 4:32.731

Best Time 9:28.963 Best Speed 56.756 On 1 Gp a

Lap	Elapsed Time	Lap Time	Lap Speed
1	9:28.963	9:28.963	55.870
2	22:46.977	13:18.014	40.465

Speed TrapSuperstock 2nd Practice

No.	Name	Lap 1	Lap 2	Lap 3	Lap 4	Lap 5	Lap 6	Lap 7	Lap 8	Lap 9
1	Michael RUTTER	183					186	185	181	
2	Ian LOUGHER	176	178	178	179	181		178		
3	Michael DUNLOP	172	184	182	178		182		180	
4	John McGUINNESS		182							
5	Bruce ANSTEY	175		181	182	183	182			
6	William DUNLOP				178	184	183	182		
7	Gary JOHNSON		177	180		181	179			
9	Ian HUTCHINSON	173	174							
10	Conor CUMMINS	185		180				177	180	178
11	Stephen THOMPSON	179								
12	Guy MARTIN			177	178	178		176		
13	Adrian ARCHIBALD					181				
14	Ben WYLIE	177	184	187	187			187	185	
18	Lee JOHNSTON	161	178	179						
19	Paul SHOESMITH			184	184	184	181	182		
20	Denver ROBB	161	170	182						
26	Dennis BOOTH		169	167				165		
27	Steve HENEGHAN	171	175	172		168				
29	Ryan McCAY	161				173	168			
30	Herve GANTNER	170	181	174		175	176		172	
33	Olie LINSDELL				179	178	181		179	180
34	Alastair SEELEY			178		179			176	
36	Ray HUTCHISON	159	136							
37	James HILLIER				185	187	187			
42	Gerard KINGHAN	170	167							
43	Adrian CLARK				174					
44	Jamie HAMILTON				178					
45	Garth WOODS	158								
48	David MADSEN-MYGDAL		150	164	171	167	169	172		
50	William DAVISON	167	169							
53	Dean HARRISON			183	181	184	184	185	184	
54	Toni RECHBERGER	159	161							
55	Donald MacFADYEN	177	181							
56	Phillip CROWE	158	162			169	167		169	
58	Stefano BONETTI		181	169		184	184	183	156	
60	Horst SAIGER	162	170		172	174	179	170	174	
62	Stanley GAMBLE			171		168	172	164	167	
65	Michael SWEENEY			163			177		165	
66	Mark BUCKLEY		170	167	172	169	168		163	158
86	Cameron DONALD	170	177	175						
89	Pierluigi CINTI	150			158	161				
96	Neil GREGORY			174	174					
98	Paul OWEN			177	176	177		178		
103	Reuben McPHEE	152			165					
111	Brian McCORMACK	168		177	175	177	176			
113	Rafael PASCHOALIN	172	171	171	180					
122	Alan BONNER	161		169	165					

RELENTLESS International NORTH WEST 200


SUPERSTOCK Combined Qualifying



Pos	Class	No	Name	-----Best Time / Qual Laps-----		Overall Best Time / Speed /				
				Session A	Session B	Total Qual Laps				
Qualifying Classification										
1	STK	77	Ryan FARQUHAR	4:34.703	3	-----	4:34.703	117.552	3	
2	STK	34	Alastair SEELEY	4:35.197	3	4:58.737	5	4:35.197	117.341	8
3	STK	4	John McGUINNESS	4:36.870	3	5:01.640	3	4:36.870	116.632	6
4	STK	6	William DUNLOP	4:39.503	1	5:02.522	6	4:39.503	115.534	7
5	STK	11	Stephen THOMPSON	4:40.698	2	5:20.618	2	4:40.698	115.042	4
6	STK	5	Bruce ANSTEY	4:40.710	3	4:56.891	4	4:40.710	115.037	7
7	STK	86	Cameron DONALD	4:41.059	3	9:28.963	0	4:41.059	114.894	3
8	STK	42	Gerard KINGHAN	4:41.687	2	6:07.289	0	4:41.687	114.638	2
9	STK	18	Lee JOHNSTON	4:41.897	3	5:16.730	2	4:41.897	114.552	5
10	STK	13	Adrian ARCHIBALD	4:42.693	3	5:08.253	3	4:42.693	114.230	6
11	STK	3	Michael DUNLOP	4:42.913	1	4:57.796	5	4:42.913	114.141	6
12	STK	37	James HILLIER	4:42.941	3	5:09.551	3	4:42.941	114.130	6
13	STK	58	Stefano BONETTI	4:43.533	3	5:02.563	6	4:43.533	113.892	9
14	STK	14	Ben WYLIE	4:43.918	2	5:09.964	6	4:43.918	113.737	8
15	STK	9	Ian HUTCHINSON	4:45.772	1	5:26.395	2	4:45.772	112.999	3
16	STK	44	Jamie HAMILTON	4:45.775	2	7:40.835	0	4:45.775	112.998	2
17	STK	60	Horst SAIGER	4:46.086	2	5:15.734	6	4:46.086	112.875	8
18	STK	65	Michael SWEENEY	4:46.953	2	5:32.694	2	4:46.953	112.534	4
19	STK	15	Dan KNEEN	4:47.499	2	-----		4:47.499	112.320	2
20	STK	30	Herve GANTNER	4:48.070	2	5:20.464	4	4:48.070	112.098	6
21	STK	2	Ian LOUGHER	4:48.761	1	5:03.808	4	4:48.761	111.830	5
22	STK	16	John BURROWS	4:48.780	2	-----		4:48.780	111.822	2
23	STK	53	Dean HARRISON	4:49.983	3	5:11.502	7	4:49.983	111.358	10
24	STK	111	Brian McCORMACK	4:50.119	2	5:12.563	4	4:50.119	111.306	6
25	STK	19	Paul SHOESMITH	4:51.335	2	5:09.845	6	4:51.335	110.841	8
26	STK	27	Steve HENEGHAN	4:52.155	3	5:19.812	2	4:52.155	110.530	5
27	STK	96	Neil GREGORY	4:55.291	3	5:20.528	4	4:55.291	109.357	7
28	STK	43	Adrian CLARK	4:55.638	3	5:21.318	5	4:55.638	109.228	8
29	STK	122	Alan BONNER	4:55.908	2	5:14.744	5	4:55.908	109.129	7
30	STK	71	Davy MORGAN	4:56.230	2	9:00.600	0	4:56.230	109.010	2
31	STK	1	Michael RUTTER	5:40.520	0	4:56.232	5	4:56.232	109.009	5
32	STK	33	Olie LINSDELL	4:56.824	2	5:18.357	4	4:56.824	108.792	6
33	STK	98	Paul OWEN	4:57.549	3	5:27.177	4	4:57.549	108.527	7
34	STK	29	Ryan McCAY	4:58.078	3	5:32.677	2	4:58.078	108.334	5
35	STK	50	William DAVISON	4:58.186	2	5:43.525	1	4:58.186	108.295	3
36	STK	10	Conor CUMMINS	27:56.071	0	4:59.761	5	4:59.761	107.726	5
37	STK	56	Phillip CROWE	5:00.329	1	5:18.447	6	5:00.329	107.522	7
38	STK	12	Guy MARTIN	5:04.458	1	5:00.898	7	5:00.898	107.319	8
39	STK	55	Donald MacFADYEN	5:01.097	2	5:35.428	2	5:01.097	107.248	4
40	STK	39	Antonio MAESO	5:01.671	2	6:03.479	0	5:01.671	107.044	2
41	STK	7	Gary JOHNSON	-----		5:02.639	6	5:02.639	106.701	6
42	STK	66	Mark BUCKLEY	5:03.013	2	5:17.720	3	5:03.013	106.570	5
43	STK	62	Stanley GAMBLE	5:05.326	2	5:26.031	6	5:05.326	105.762	8
44	STK	57	Daniel JANSEN	5:05.403	2	8:59.463	0	5:05.403	105.736	2
45	STK	45	Garth WOODS	5:07.168	2	6:08.414	0	5:07.168	105.128	2
46	STK	113	Rafael PASCHOALIN	5:07.575	1	5:17.937	6	5:07.575	104.989	7
47	STK	26	Dennis BOOTH	5:08.042	2	5:27.658	5	5:08.042	104.830	7
48	STK	54	Toni RECHBERGER	5:12.016	2	6:13.284	0	5:12.016	103.495	2
49	STK	36	Ray HUTCHISON	5:14.887	2	5:58.916	0	5:14.887	102.551	2
50	STK	23	Steve MARTIN	5:15.630	2	-----		5:15.630	102.310	2
51	STK	89	Pierluigi CINTI	5:22.173	2	5:53.214	0	5:22.173	100.232	2

Provisional result to be confirmed by the Stewards of the Meeting subject to completion of technical inspections & the time limit for protests

Page 1 / 2

Circuit	The Triangle	Signed	Organising Club	Coleraine & District Motor Club
Length(miles)	8.9700 Lap 1 (8.8300)			
Weather		Chief Timekeeper		
Track		Issued At:		



MCUI Ulster
Centre Timing
powered by
e-Laps timing software



2&4
WHEEL MOTORSPORT
STEERING GROUP LTD.

Belfast
Telegraph  **nitec**



RELENTLESS International NORTH WEST 200

SUPERSTOCK Combined Qualifying



Qualifying Classification


52	STK	20	Denver ROBB	-----		5:27.949	2	5:27.949	98.467	2
53	STK	48	David MADSEN-MYGDAL	23:03.659	0	5:36.714	5	5:36.714	95.903	5

Non Qualifiers

STK	40	Martin JESSOPP	7:09.641	0	-----					0
STK	103	Reuben McPHEE	-----		6:22.711	0				0

Provisional result to be confirmed by the Stewards of the Meeting subject to completion of technical inspections & the time limit for protests

Page 2 / 2

Circuit	The Triangle	Signed	 Chief Timekeeper	Organising Club	Coleraine & District Motor Club
Length(miles)	8.9700 Lap 1 (8.8300)	Issued At:			
Weather					
Track					



MCUI Ulster
Centre Timing
powered by
e-Laps timing software



2&4
WHEEL MOTORSPORT
STEERING GROUP LTD.


Belfast
Telegraph  **nitec**



SAFETY
HEALTH
ENVIRONMENT
QUALITY

SHEQpoint.com

www.elaps-timing.com



LIVEWIRE & CP HIRE SUPERSTOCK



1 & 5

GROUP: A

[Empty box]

[Empty box]

[Empty box]

2
LOUGHER

30
GANTNER

15
KNEEN

ROW 7

65
SWEENEY

60
SAIGER

44
HAMILTON

ROW 6

9
HUTCHINSON

14
WYLIE

58
BONETTI

ROW 5

37
HILLIER

3
M DUNLOP

13
ARCHIBALD

ROW 4

18
JOHNSTON

42
KINGHAN

86
DONALD

ROW 3

5
ANSTEY

11
THOMPSON

6
W DUNLOP

ROW 2

4
McGUINNESS

34
SEELEY

77
FARQUHAR

ROW 1

POLE



LIVEWIRE & CP HIRE SUPERSTOCK



1 & 5

GROUP: B

[Empty box]

[Empty box]

[Empty box]

[Empty box]

[Empty box]

[Empty box]

55
MacFADYEN

12
MARTIN

56
CROWE

ROW 13

10
CUMMINS

50
DAVISON

29
McCAY

ROW 12

98
OWEN

33
LINSELL

1
RUTTER

ROW 11

71
MORGAN

122
BONNER

43
CLARK

ROW 10

96
GREGORY

27
HENEGHAN

19
SHOESMITH

ROW 9

111
McCORMACK

53
HARRISON

16
BURROWS

ROW 8



LIVEWIRE & CP HIRE SUPERSTOCK



1 & 5

GROUP: C

[Empty box]

[Empty box]

[Empty box]

[Empty box]

[Empty box]

[Empty box]

[Empty box]

[Empty box]

[Empty box]

[Empty box]

48
MADSEN-
MYGDAL

20
ROBB

ROW 18

89
CINTI

23
MARTIN

36
HUTCHISON

ROW 17

54
RECHBERGER

26
BOOTH

113
PASCHOALIN

ROW 16

45
WOODS

57
JANSEN

62
GAMBLE

ROW 15

66
BUCKLEY

7
JOHNSON

39
MAESO

ROW 14

RELENTLESS International NORTH WEST 200

SUPERSTOCK

Race 1 - LiveWire AV Solutions Superstock

Thursday, 17 May 2012



Pos	Class	No	Name	Machine / Sponsor	Gp	Laps	Total Time	Behind	Speed	-----Best Lap-----		
										Time	Speed	On
Race Classification												
1	STK	34	Alastair SEELEY	Suzuki - Tyco Suzuki by TAS Racing	a	6	29:00.810		111.010	4:49.008	111.734	2
2	STK	18	Lee JOHNSTON	Ducati - Millsport Racing Ducati	a	6	29:23.321	22.511	109.593	4:51.834	110.652	5
3	STK	86	Cameron DONALD	Honda - Wilson Craig Racing	a	6	29:25.036	24.226	109.487	4:52.631	110.351	5
4	STK	77	Ryan FARQUHAR	Kawasaki - KMR Kawasaki	a	6	29:25.121	24.311	109.481	4:53.910	109.870	2
5	STK	58	Stefano BONETTI	Kawasaki - Speed Motor	a	6	29:25.487	24.677	109.459	4:52.558	110.378	3
6	STK	37	James HILLIER	Kawasaki - Pr1mo Bournemouth Kawasaki	a	6	29:36.196	35.386	108.799	4:54.501	109.650	4
7	STK	1	Michael RUTTER	Kawasaki - Bathams Kawasaki	b	6	29:36.662	35.852	108.770	4:55.068	109.439	6
8	STK	3	Michael DUNLOP	Kawasaki - Ard Na Mara/McAdoo Racing	a	6	29:39.907	39.097	108.572	4:54.284	109.731	2
9	STK	12	Guy MARTIN	Suzuki - Tyco Suzuki by TAS Racing	b	6	29:46.489	45.679	108.172	4:55.284	109.359	3
10	STK	2	Ian LOUGHER	Kawasaki - ILR Kawasaki	a	6	29:48.733	47.923	108.036	4:56.442	108.932	3
11	STK	10	Conor CUMMINS	Suzuki - Tyco Suzuki by TAS Racing	b	6	29:49.710	48.900	107.977	4:57.190	108.658	6
12	STK	11	Stephen THOMPSON	BMW - Taylor Lyndsey	a	6	29:51.848	51.038	107.848	4:57.603	108.507	4
13	STK	6	William DUNLOP	Honda - Wilson Craig Racing	a	6	29:54.921	54.111	107.664	4:56.285	108.990	2
14	STK	13	Adrian ARCHIBALD	Kawasaki - AMA Racing	a	6	30:18.084	1:17.274	106.292	4:58.098	108.327	3
15	STK	4	John McGUINNESS	Honda - Padgett's MMCG Racing	a	6	30:18.600	1:17.790	106.262	5:02.372	106.796	3
16	STK	60	Horst SAIGER	Kawasaki	a	6	30:25.297	1:24.487	105.872	5:01.403	107.139	6
17	STK	19	Paul SHOESMITH	BMW - Ice Valley Motorsave BMW	b	6	30:29.300	1:28.490	105.640	5:03.966	106.236	3
18	STK	53	Dean HARRISON	BMW - Ice Valley Motorsave BMW	b	6	30:29.775	1:28.965	105.613	5:04.267	106.130	2
19	STK	16	John BURROWS	Kawasaki - Cookstown BE Racing	b	6	30:30.019	1:29.209	105.599	5:03.631	106.353	2
20	STK	14	Ben WYLIE	BMW - Wylie Racing / Per Cup Coffee	a	6	30:34.604	1:33.794	105.335	5:05.252	105.788	6
21	STK	33	Olie LINSDELL	Honda - Regal Leisure/Wheeler Electrical	b	6	30:37.000	1:36.190	105.198	5:03.923	106.251	3
22	STK	30	Herve GANTNER	BMW - Ice Valley Motorsave BMW	a	6	30:45.356	1:44.546	104.721	5:04.324	106.111	6
23	STK	43	Adrian CLARK	Honda - BHR Racing	b	6	30:45.932	1:45.122	104.689	5:06.543	105.342	5
24	STK	62	Stanley GAMBLE	Honda	c	6	31:19.997	2:19.187	102.792	5:12.181	103.440	6
25	STK	39	Antonio MAESO	BMW - martimotos	c	6	31:35.223	2:34.413	101.966	5:13.285	103.075	5
26	STK	55	Donald MacFADYEN	BMW - Capital Fire & Security Alarms	b	6	31:53.815	2:53.005	100.975	5:16.554	102.011	5
27	STK	26	Dennis BOOTH	Suzuki	c	6	32:29.127	3:28.317	99.146	5:21.147	100.552	4
28	STK	29	Ryan McCAY	Honda - Free Brothers Racing	b	6	33:20.968	4:20.158	96.577	5:28.809	98.209	2
29	STK	66	Mark BUCKLEY	Aprilia - Splitlath-Redmond Racing	c	6	36:17.555	7:16.745	88.745	5:16.577	102.004	2
30	STK	36	Ray HUTCHISON	Kawasaki	c	5	27:50.461	1 Lap	96.354	5:30.238	97.784	5
31	STK	54	Toni RECHBERGER	Suzuki - MSC Rottenegg	c	5	27:52.133	1.672	96.258	5:32.019	97.259	2
32	STK	23	Steve MARTIN	Kawasaki	c	5	28:00.316	9.855	95.789	5:30.381	97.742	5
33	STK	89	Pierluigi CINTI	BMW	c	5	28:23.407	32.946	94.491	5:35.334	96.298	5
34	STK	57	Daniel JANSEN	BMW - New Zealand M/cycle Adventures	c	5	28:56.212	1:05.751	92.705	5:32.868	97.011	5

Fastest Lap


STK	34	Alastair SEELEY	Suzuki - Tyco Suzuki by TAS Racing	a						4:49.008	111.734	2
-----	----	-----------------	------------------------------------	---	--	--	--	--	--	----------	---------	---

Not Classified

DNF	STK	5	Bruce ANSTEY	Honda - Padgett's MMCG Racing	a	5	25:03.767	1 Lap	107.035	4:55.136	109.414	2
DNF	STK	44	Jamie HAMILTON	Kawasaki - KMR Kawasaki	a	5	26:16.389	1:12.622	102.104	5:06.049	105.513	2
DNF	STK	45	Garth WOODS	Honda - Zeus Products/AMB Compressors	c	5	27:33.429	2:29.662	97.347	5:31.092	97.532	2
DNF	STK	7	Gary JOHNSON	Honda - Honda TT legends	c	4	19:58.120	2 Laps	107.388	4:58.694	108.111	2
DNF	STK	56	Phillip CROWE	BMW - PCR HMT Racing	b	4	22:09.375	2:11.255	96.785	5:29.445	98.019	2
DNF	STK	96	Neil GREGORY	Honda - Trickbits/FBM/SNC Scaffolding	b	4	38:26.357	18:28.237	55.787	5:08.064	104.822	3
DNF	STK	111	Brian McCORMACK	Honda - CD Racing	b	3	15:09.720	3 Laps	105.936	5:05.318	105.765	2
DNF	STK	27	Steve HENEGHAN	Kawasaki - Quattro Plant Kawasaki	b	3	15:25.929	16.209	104.081	5:06.672	105.298	3
DNF	STK	42	Gerard KINGHAN	BMW - Kinghan Racing	a	3	15:45.507	35.787	101.926	5:06.343	105.411	2
DNF	STK	98	Paul OWEN	Honda - WeTrackBikes.co.uk	b	3	16:04.891	55.171	99.879	5:20.037	100.901	3
DNF	STK	50	William DAVISON	Honda - Hill Contracts	b	2	10:47.356	4 Laps	98.987	5:30.330	97.757	2

Provisional result to be confirmed by the Stewards of the Meeting subject to completion of technical inspections & the time limit for protests

Page 1 / 1

Circuit	The Triangle	Signed		Organising Club	Coleraine & District Motor C
Length(miles)	8.9700 Lap 1 (8.8300)	Chief Timekeeper		Race Started	18:24
Weather	Sunny, 9°C, 82%RH	Issued At:	19:12	Gp Time Diff - b 40.6 / c 84.72	
Track	Damp				



MCUI Ulster
Centre Timing
powered by
e-Laps timing software



2&4
WHEEL MOTORSPORT
STEERING GROUP LTD.

Belfast
Telegraph  **nitec**



RELENTLESS International NORTH WEST 200



SUPERSTOCK

Race 1 - LiveWire AV Solutions Superstock

Thursday, 17 May 2012

DETAILED RESULT

Race Classification

1 34 Alastair SEELEY

Total Time **29:00.810** Avg Speed **111.010** Behind
Best Time **4:49.008** Best Speed **111.734** On **2** Gp **a**

Lap	Elapsed Time	Lap Time	Lap Speed
1	4:45.435	4:45.435	111.367
2	9:34.443	4:49.008	111.734
3	14:23.726	4:49.283	111.628
4	19:13.954	4:50.228	111.264
5	24:05.937	4:51.983	110.595
6	29:00.810	4:54.873	109.512

2 18 Lee JOHNSTON

Total Time **29:23.321** Avg Speed **109.593** Behind **22.511**
Best Time **4:51.834** Best Speed **110.652** On **5** Gp **a**

Lap	Elapsed Time	Lap Time	Lap Speed
1	4:52.642	4:52.642	108.624
2	9:49.864	4:57.222	108.646
3	14:44.687	4:54.823	109.530
4	19:37.988	4:53.301	110.098
5	24:29.822	4:51.834	110.652
6	29:23.321	4:53.499	110.024

3 86 Cameron DONALD

Total Time **29:25.036** Avg Speed **109.487** Behind **24.226**
Best Time **4:52.631** Best Speed **110.351** On **5** Gp **a**

Lap	Elapsed Time	Lap Time	Lap Speed
1	4:53.730	4:53.730	108.222
2	9:49.552	4:55.822	109.160
3	14:43.603	4:54.051	109.818
4	19:38.219	4:54.616	109.607
5	24:30.850	4:52.631	110.351
6	29:25.036	4:54.186	109.767

4 77 Ryan FARQUHAR

Total Time **29:25.121** Avg Speed **109.481** Behind **24.311**
Best Time **4:53.910** Best Speed **109.870** On **2** Gp **a**

Lap	Elapsed Time	Lap Time	Lap Speed
1	4:48.599	4:48.599	110.146
2	9:42.509	4:53.910	109.870
3	14:38.904	4:56.395	108.949
4	19:36.165	4:57.261	108.632
5	24:30.652	4:54.487	109.655
6	29:25.121	4:54.469	109.662

Race Classification

5 58 Stefano BONETTI

Total Time **29:25.487** Avg Speed **109.459** Behind **24.677**
Best Time **4:52.558** Best Speed **110.378** On **3** Gp **a**

Lap	Elapsed Time	Lap Time	Lap Speed
1	4:57.564	4:57.564	106.827
2	9:52.337	4:54.773	109.549
3	14:44.895	4:52.558	110.378
4	19:39.076	4:54.181	109.769
5	24:32.515	4:53.439	110.047
6	29:25.487	4:52.972	110.222

6 37 James HILLIER

Total Time **29:36.196** Avg Speed **108.799** Behind **35.386**
Best Time **4:54.501** Best Speed **109.650** On **4** Gp **a**

Lap	Elapsed Time	Lap Time	Lap Speed
1	4:54.319	4:54.319	108.005
2	9:52.941	4:58.622	108.137
3	14:49.634	4:56.693	108.840
4	19:44.135	4:54.501	109.650
5	24:39.152	4:55.017	109.458
6	29:36.196	4:57.044	108.711

7 1 Michael RUTTER

Total Time **29:36.662** Avg Speed **108.770** Behind **35.852**
Best Time **4:55.068** Best Speed **109.439** On **6** Gp **b**

Lap	Elapsed Time	Lap Time	Lap Speed
1	4:56.658	4:56.658	107.154
2	9:53.516	4:56.858	108.779
3	14:50.457	4:56.941	108.749
4	19:46.104	4:55.647	109.225
5	24:41.594	4:55.490	109.283
6	29:36.662	4:55.068	109.439

8 3 Michael DUNLOP

Total Time **29:39.907** Avg Speed **108.572** Behind **39.097**
Best Time **4:54.284** Best Speed **109.731** On **2** Gp **a**

Lap	Elapsed Time	Lap Time	Lap Speed
1	4:51.481	4:51.481	109.057
2	9:45.765	4:54.284	109.731
3	14:43.477	4:57.712	108.467
4	19:38.567	4:55.090	109.431
5	24:36.512	4:57.945	108.382
6	29:39.907	5:03.395	106.436



MCUI Ulster
Centre Timing
powered by
e-Laps timing software



2&4
WHEEL MOTORSPORT
STEERING GROUP LTD.

Belfast
Telegraph



RELENTLESS International NORTH WEST 200



SUPERSTOCK

Race 1 - LiveWire AV Solutions Superstock

Thursday, 17 May 2012

DETAILED RESULT

Race Classification

9 12 Guy MARTIN

Total Time **29:46.489** Avg Speed **108.172** Behind **45.679**
 Best Time **4:55.284** Best Speed **109.359** On **3** Gp **b**

Lap	Elapsed Time	Lap Time	Lap Speed
1	5:02.399	5:02.399	105.119
2	10:00.425	4:58.026	108.353
3	14:55.709	4:55.284	109.359
4	19:51.351	4:55.642	109.227
5	24:47.700	4:56.349	108.966
6	29:46.489	4:58.789	108.076

10 2 Ian LOUGHER

Total Time **29:48.733** Avg Speed **108.036** Behind **47.923**
 Best Time **4:56.442** Best Speed **108.932** On **3** Gp **a**

Lap	Elapsed Time	Lap Time	Lap Speed
1	4:59.422	4:59.422	106.165
2	9:57.609	4:58.187	108.294
3	14:54.051	4:56.442	108.932
4	19:51.950	4:57.899	108.399
5	24:50.352	4:58.402	108.216
6	29:48.733	4:58.381	108.224

11 10 Conor CUMMINS

Total Time **29:49.710** Avg Speed **107.977** Behind **48.900**
 Best Time **4:57.190** Best Speed **108.658** On **6** Gp **b**

Lap	Elapsed Time	Lap Time	Lap Speed
1	4:58.830	4:58.830	106.375
2	9:57.456	4:58.626	108.135
3	14:55.862	4:58.406	108.215
4	19:54.476	4:58.614	108.140
5	24:52.520	4:58.044	108.346
6	29:49.710	4:57.190	108.658

12 11 Stephen THOMPSON

Total Time **29:51.848** Avg Speed **107.848** Behind **51.038**
 Best Time **4:57.603** Best Speed **108.507** On **4** Gp **a**

Lap	Elapsed Time	Lap Time	Lap Speed
1	4:56.017	4:56.017	107.386
2	9:55.231	4:59.214	107.923
3	14:53.183	4:57.952	108.380
4	19:50.786	4:57.603	108.507
5	24:50.046	4:59.260	107.906
6	29:51.848	5:01.802	106.997

Race Classification

13 6 William DUNLOP

Total Time **29:54.921** Avg Speed **107.664** Behind **54.111**
 Best Time **4:56.285** Best Speed **108.990** On **2** Gp **a**

Lap	Elapsed Time	Lap Time	Lap Speed
1	4:53.192	4:53.192	108.420
2	9:49.477	4:56.285	108.990
3	14:47.417	4:57.940	108.384
4	19:45.946	4:58.529	108.170
5	24:48.257	5:02.311	106.817
6	29:54.921	5:06.664	105.301

14 13 Adrian ARCHIBALD

Total Time **30:18.084** Avg Speed **106.292** Behind **1:17.274**
 Best Time **4:58.098** Best Speed **108.327** On **3** Gp **a**

Lap	Elapsed Time	Lap Time	Lap Speed
1	4:58.595	4:58.595	106.459
2	9:56.712	4:58.117	108.320
3	14:54.810	4:58.098	108.327
4	20:03.254	5:08.444	104.693
5	25:13.483	5:10.229	104.091
6	30:18.084	5:04.601	106.014

15 4 John McGUINNESS

Total Time **30:18.600** Avg Speed **106.262** Behind **1:17.790**
 Best Time **5:02.372** Best Speed **106.796** On **3** Gp **a**

Lap	Elapsed Time	Lap Time	Lap Speed
1	4:52.291	4:52.291	108.755
2	9:59.292	5:07.001	105.185
3	15:01.664	5:02.372	106.796
4	20:05.061	5:03.397	106.435
5	25:13.344	5:08.283	104.748
6	30:18.600	5:05.256	105.787

16 60 Horst SAIGER

Total Time **30:25.297** Avg Speed **105.872** Behind **1:24.487**
 Best Time **5:01.403** Best Speed **107.139** On **6** Gp **a**

Lap	Elapsed Time	Lap Time	Lap Speed
1	5:10.217	5:10.217	102.470
2	10:15.313	5:05.096	105.842
3	15:18.686	5:03.373	106.443
4	20:21.737	5:03.051	106.556
5	25:23.894	5:02.157	106.872
6	30:25.297	5:01.403	107.139



MCUI Ulster
Centre Timing
powered by
e-Laps timing software



WHEEL MOTORSPORT
STEERING GROUP LTD.



RELENTLESS International NORTH WEST 200



SUPERSTOCK

Race 1 - LiveWire AV Solutions Superstock

Thursday, 17 May 2012

DETAILED RESULT

Race Classification

17 19 Paul SHOESMITH

Total Time **30:29.300** Avg Speed **105.640** Behind **1:28.490**
 Best Time **5:03.966** Best Speed **106.236** On **3** Gp **b**

Lap	Elapsed Time	Lap Time	Lap Speed
1	5:03.716	5:03.716	104.664
2	10:07.845	5:04.129	106.179
3	15:11.811	5:03.966	106.236
4	20:19.586	5:07.775	104.921
5	25:25.140	5:05.554	105.683
6	30:29.300	5:04.160	106.168

18 53 Dean HARRISON

Total Time **30:29.775** Avg Speed **105.613** Behind **1:28.965**
 Best Time **5:04.267** Best Speed **106.130** On **2** Gp **b**

Lap	Elapsed Time	Lap Time	Lap Speed
1	5:03.366	5:03.366	104.784
2	10:07.633	5:04.267	106.130
3	15:14.448	5:06.815	105.249
4	20:20.206	5:05.758	105.613
5	25:24.935	5:04.729	105.970
6	30:29.775	5:04.840	105.931

19 16 John BURROWS

Total Time **30:30.019** Avg Speed **105.599** Behind **1:29.209**
 Best Time **5:03.631** Best Speed **106.353** On **2** Gp **b**

Lap	Elapsed Time	Lap Time	Lap Speed
1	5:00.429	5:00.429	105.809
2	10:04.060	5:03.631	106.353
3	15:09.864	5:05.804	105.597
4	20:19.317	5:09.453	104.352
5	25:25.647	5:06.330	105.416
6	30:30.019	5:04.372	106.094

20 14 Ben WYLIE

Total Time **30:34.604** Avg Speed **105.335** Behind **1:33.794**
 Best Time **5:05.252** Best Speed **105.788** On **6** Gp **a**

Lap	Elapsed Time	Lap Time	Lap Speed
1	5:03.017	5:03.017	104.905
2	10:08.364	5:05.347	105.755
3	15:15.787	5:07.423	105.041
4	20:21.353	5:05.566	105.679
5	25:29.352	5:07.999	104.844
6	30:34.604	5:05.252	105.788

Race Classification

21 33 Olie LINSDELL

Total Time **30:37.000** Avg Speed **105.198** Behind **1:36.190**
 Best Time **5:03.923** Best Speed **106.251** On **3** Gp **b**

Lap	Elapsed Time	Lap Time	Lap Speed
1	5:06.118	5:06.118	103.842
2	10:14.567	5:08.449	104.692
3	15:18.490	5:03.923	106.251
4	20:23.812	5:05.322	105.764
5	25:29.869	5:06.057	105.510
6	30:37.000	5:07.131	105.141

22 30 Herve GANTNER

Total Time **30:45.356** Avg Speed **104.721** Behind **1:44.546**
 Best Time **5:04.324** Best Speed **106.111** On **6** Gp **a**

Lap	Elapsed Time	Lap Time	Lap Speed
1	5:08.101	5:08.101	103.174
2	10:14.506	5:06.405	105.390
3	15:25.979	5:11.473	103.675
4	20:35.511	5:09.532	104.325
5	25:41.032	5:05.521	105.695
6	30:45.356	5:04.324	106.111

23 43 Adrian CLARK

Total Time **30:45.932** Avg Speed **104.689** Behind **1:45.122**
 Best Time **5:06.543** Best Speed **105.342** On **5** Gp **b**

Lap	Elapsed Time	Lap Time	Lap Speed
1	5:04.450	5:04.450	104.411
2	10:13.899	5:09.449	104.353
3	15:22.728	5:08.829	104.563
4	20:30.625	5:07.897	104.879
5	25:37.168	5:06.543	105.342
6	30:45.932	5:08.764	104.585

24 62 Stanley GAMBLE

Total Time **31:19.997** Avg Speed **102.792** Behind **2:19.187**
 Best Time **5:12.181** Best Speed **103.440** On **6** Gp **c**

Lap	Elapsed Time	Lap Time	Lap Speed
1	5:09.421	5:09.421	102.734
2	10:25.252	5:15.831	102.245
3	15:39.978	5:14.726	102.604
4	20:54.821	5:14.843	102.565
5	26:07.816	5:12.995	103.171
6	31:19.997	5:12.181	103.440



SUPERSTOCK

Race 1 - LiveWire AV Solutions Superstock

Thursday, 17 May 2012

DETAILED RESULT

Race Classification

25 39 Antonio MAESO

Total Time **31:35.223** Avg Speed **101.966** Behind **2:34.413**
 Best Time **5:13.285** Best Speed **103.075** On **5** Gp **c**

Lap	Elapsed Time	Lap Time	Lap Speed
1	5:10.793	5:10.793	102.280
2	10:30.004	5:19.211	101.162
3	15:50.171	5:20.167	100.860
4	21:08.438	5:18.267	101.462
5	26:21.723	5:13.285	103.075
6	31:35.223	5:13.500	103.005

26 55 Donald MacFADYEN

Total Time **31:53.815** Avg Speed **100.975** Behind **2:53.005**
 Best Time **5:16.554** Best Speed **102.011** On **5** Gp **b**

Lap	Elapsed Time	Lap Time	Lap Speed
1	5:20.591	5:20.591	99.154
2	10:37.201	5:16.610	101.993
3	15:55.167	5:17.966	101.558
4	21:14.102	5:18.935	101.249
5	26:30.656	5:16.554	102.011
6	31:53.815	5:23.159	99.926

27 26 Dennis BOOTH

Total Time **32:29.127** Avg Speed **99.146** Behind **3:28.317**
 Best Time **5:21.147** Best Speed **100.552** On **4** Gp **c**

Lap	Elapsed Time	Lap Time	Lap Speed
1	5:27.085	5:27.085	97.186
2	10:53.557	5:26.472	98.912
3	16:17.994	5:24.437	99.532
4	21:39.141	5:21.147	100.552
5	27:02.110	5:22.969	99.985
6	32:29.127	5:27.017	98.747

28 29 Ryan McCAY

Total Time **33:20.968** Avg Speed **96.577** Behind **4:20.158**
 Best Time **5:28.809** Best Speed **98.209** On **2** Gp **b**

Lap	Elapsed Time	Lap Time	Lap Speed
1	5:25.142	5:25.142	97.767
2	10:53.951	5:28.809	98.209
3	16:33.227	5:39.276	95.179
4	22:07.128	5:33.901	96.711
5	27:46.639	5:39.511	95.113
6	33:20.968	5:34.329	96.587

Race Classification

29 66 Mark BUCKLEY

Total Time **36:17.555** Avg Speed **88.745** Behind **7:16.745**
 Best Time **5:16.577** Best Speed **102.004** On **2** Gp **c**

Lap	Elapsed Time	Lap Time	Lap Speed
1	5:14.000	5:14.000	101.236
2	10:30.577	5:16.577	102.004
3	15:51.617	5:21.040	100.586
4	21:11.890	5:20.273	100.826
5	26:30.978	5:19.088	101.201
6	36:17.555	9:46.577	55.052

30 36 Ray HUTCHISON

Total Time **27:50.461** Avg Speed **96.354** Behind **1 Lap**
 Best Time **5:30.238** Best Speed **97.784** On **5** Gp **c**

Lap	Elapsed Time	Lap Time	Lap Speed
1	5:36.687	5:36.687	94.414
2	11:12.656	5:35.969	96.116
3	16:47.005	5:34.349	96.582
4	22:20.223	5:33.218	96.910
5	27:50.461	5:30.238	97.784

31 54 Toni RECHBERGER

Total Time **27:52.133** Avg Speed **96.258** Behind **1.672**
 Best Time **5:32.019** Best Speed **97.259** On **2** Gp **c**

Lap	Elapsed Time	Lap Time	Lap Speed
1	5:34.151	5:34.151	95.131
2	11:06.170	5:32.019	97.259
3	16:42.246	5:36.076	96.085
4	22:16.687	5:34.441	96.555
5	27:52.133	5:35.446	96.266

32 23 Steve MARTIN

Total Time **28:00.316** Avg Speed **95.789** Behind **9.855**
 Best Time **5:30.381** Best Speed **97.742** On **5** Gp **c**

Lap	Elapsed Time	Lap Time	Lap Speed
1	5:42.282	5:42.282	92.871
2	11:24.670	5:42.388	94.314
3	16:57.620	5:32.950	96.988
4	22:29.935	5:32.315	97.173
5	28:00.316	5:30.381	97.742

RELENTLESS International NORTH WEST 200



SUPERSTOCK

Race 1 - LiveWire AV Solutions Superstock

Thursday, 17 May 2012

DETAILED RESULT

Race Classification

33 89 Pierluigi CINTI

Total Time **28:23.407** Avg Speed **94.491** Behind **32.946**
Best Time **5:35.334** Best Speed **96.298** On **5** Gp **c**

Lap	Elapsed Time	Lap Time	Lap Speed
1	5:39.050	5:39.050	93.756
2	11:26.395	5:47.345	92.968
3	17:10.745	5:44.350	93.777
4	22:48.073	5:37.328	95.729
5	28:23.407	5:35.334	96.298

34 57 Daniel JANSEN

Total Time **28:56.212** Avg Speed **92.705** Behind **1:05.751**
Best Time **5:32.868** Best Speed **97.011** On **5** Gp **c**

Lap	Elapsed Time	Lap Time	Lap Speed
1	6:01.346	6:01.346	87.971
2	11:56.547	5:55.201	90.912
3	17:42.423	5:45.876	93.363
4	23:23.344	5:40.921	94.720
5	28:56.212	5:32.868	97.011

Not Classified

DNF 5 Bruce ANSTEY

Total Time **25:03.767** Avg Speed **107.035** Behind **1 Lap**
Best Time **4:55.136** Best Speed **109.414** On **2** Gp **a**

Lap	Elapsed Time	Lap Time	Lap Speed
1	4:49.388	4:49.388	109.846
2	9:44.524	4:55.136	109.414
3	14:41.479	4:56.955	108.744
4	19:42.228	5:00.749	107.372
5	25:03.767	5:21.539	100.429

DNF 44 Jamie HAMILTON

Total Time **26:16.389** Avg Speed **102.104** Behind **1:12.622**
Best Time **5:06.049** Best Speed **105.513** On **2** Gp **a**

Lap	Elapsed Time	Lap Time	Lap Speed
1	5:04.174	5:04.174	104.506
2	10:10.223	5:06.049	105.513
3	15:25.294	5:15.071	102.491
4	20:40.496	5:15.202	102.449
5	26:16.389	5:35.893	96.138

Not Classified

DNF 45 Garth WOODS

Total Time **27:33.429** Avg Speed **97.347** Behind **2:29.662**
Best Time **5:31.092** Best Speed **97.532** On **2** Gp **c**

Lap	Elapsed Time	Lap Time	Lap Speed
1	5:25.219	5:25.219	97.743
2	10:56.311	5:31.092	97.532
3	16:29.120	5:32.809	97.029
4	22:02.106	5:32.986	96.977
5	27:33.429	5:31.323	97.464

DNF 7 Gary JOHNSON

Total Time **19:58.120** Avg Speed **107.388** Behind **2 Laps**
Best Time **4:58.694** Best Speed **108.111** On **2** Gp **c**

Lap	Elapsed Time	Lap Time	Lap Speed
1	4:55.638	4:55.638	107.523
2	9:54.332	4:58.694	108.111
3	14:54.667	5:00.335	107.520
4	19:58.120	5:03.453	106.415

DNF 56 Phillip CROWE

Total Time **22:09.375** Avg Speed **96.785** Behind **2:11.255**
Best Time **5:29.445** Best Speed **98.019** On **2** Gp **b**

Lap	Elapsed Time	Lap Time	Lap Speed
1	5:27.445	5:27.445	97.079
2	10:56.890	5:29.445	98.019
3	16:28.204	5:31.314	97.466
4	22:09.375	5:41.171	94.650

DNF 96 Neil GREGORY

Total Time **38:26.357** Avg Speed **55.787** Behind **18:28.237**
Best Time **5:08.064** Best Speed **104.822** On **3** Gp **b**

Lap	Elapsed Time	Lap Time	Lap Speed
1	5:08.030	5:08.030	103.198
2	10:16.830	5:08.800	104.573
3	15:24.894	5:08.064	104.822
4	38:26.357	23:01.463	23.375

DNF 111 Brian McCORMACK

Total Time **15:09.720** Avg Speed **105.936** Behind **3 Laps**
Best Time **5:05.318** Best Speed **105.765** On **2** Gp **b**

Lap	Elapsed Time	Lap Time	Lap Speed
1	4:58.436	4:58.436	106.515
2	10:03.754	5:05.318	105.765
3	15:09.720	5:05.966	105.541



MCUI Ulster
Centre Timing
powered by
e-Laps timing software

www.elaps-timing.com



2&4
WHEEL MOTORSPORT
STEERING GROUP LTD.

Belfast
Telegraph



nitec



SAFETY
HEALTH
ENVIRONMENT
QUALITY

SHEOpoint.com

RELENTLESS International NORTH WEST 200

SUPERSTOCK

Race 1 - LiveWire AV Solutions Superstock

Thursday, 17 May 2012

DETAILED RESULT



Not Classified

DNF 27 Steve HENEGHAN

Total Time **15:25.929** Avg Speed **104.081** Behind **16.209**

Best Time **5:06.672** Best Speed **105.298** On **3** Gp **b**

Lap	Elapsed Time	Lap Time	Lap Speed
1	5:08.700	5:08.700	102.974
2	10:19.257	5:10.557	103.981
3	15:25.929	5:06.672	105.298

DNF 42 Gerard KINGHAN

Total Time **15:45.507** Avg Speed **101.926** Behind **35.787**

Best Time **5:06.343** Best Speed **105.411** On **2** Gp **a**

Lap	Elapsed Time	Lap Time	Lap Speed
1	4:59.795	4:59.795	106.032
2	10:06.138	5:06.343	105.411
3	15:45.507	5:39.369	95.153

DNF 98 Paul OWEN

Total Time **16:04.891** Avg Speed **99.879** Behind **55.171**

Best Time **5:20.037** Best Speed **100.901** On **3** Gp **b**

Lap	Elapsed Time	Lap Time	Lap Speed
1	5:19.830	5:19.830	99.390
2	10:44.854	5:25.024	99.353
3	16:04.891	5:20.037	100.901

DNF 50 William DAVISON

Total Time **10:47.356** Avg Speed **98.987** Behind **4 Laps**

Best Time **5:30.330** Best Speed **97.757** On **2** Gp **b**

Lap	Elapsed Time	Lap Time	Lap Speed
1	5:17.026	5:17.026	100.269
2	10:47.356	5:30.330	97.757

RELENTLESS International NORTH WEST 200

SUPERSTOCK

Race 1 - LiveWire AV Solutions Superstock

LAP CHART



1					2					3				
No	Name	G	Elapsed Time	Lap Time	No	Name	G	Elapsed Time	Lap Time	No	Name	G	Elapsed Time	Lap Time
34	Alastair SEELEY	a	4:45.435	4:45.435	34	Alastair SEELEY	a	9:34.443	4:49.008	34	Alastair SEELEY	a	14:23.726	4:49.283
77	Ryan FARQUHAR	a	4:48.599	4:48.599	77	Ryan FARQUHAR	a	9:42.509	4:53.910	77	Ryan FARQUHAR	a	14:38.904	4:56.395
5	Bruce ANSTEY	a	4:49.388	4:49.388	5	Bruce ANSTEY	a	9:44.524	4:55.136	5	Bruce ANSTEY	a	14:41.479	4:56.955
3	Michael DUNLOP	a	4:51.481	4:51.481	3	Michael DUNLOP	a	9:45.765	4:54.284	3	Michael DUNLOP	a	14:43.477	4:57.712
4	John McGUINNESS	a	4:52.291	4:52.291	6	William DUNLOP	a	9:49.477	4:56.285	86	Cameron DONALD	a	14:43.603	4:54.051
18	Lee JOHNSTON	a	4:52.642	4:52.642	86	Cameron DONALD	a	9:49.552	4:55.822	18	Lee JOHNSTON	a	14:44.687	4:54.823
6	William DUNLOP	a	4:53.192	4:53.192	18	Lee JOHNSTON	a	9:49.864	4:57.222	58	Stefano BONETTI	a	14:44.895	4:52.558
86	Cameron DONALD	a	4:53.730	4:53.730	58	Stefano BONETTI	a	9:52.337	4:54.773	6	William DUNLOP	a	14:47.417	4:57.940
37	James HILLIER	a	4:54.319	4:54.319	37	James HILLIER	a	9:52.941	4:58.622	37	James HILLIER	a	14:49.634	4:56.693
7	Gary JOHNSON	c	4:55.638	4:55.638	1	Michael RUTTER	b	9:53.516	4:56.858	1	Michael RUTTER	b	14:50.457	4:56.941
11	Stephen THOMPSON	a	4:56.017	4:56.017	7	Gary JOHNSON	c	9:54.332	4:58.694	11	Stephen THOMPSON	a	14:53.183	4:57.952
1	Michael RUTTER	b	4:56.658	4:56.658	11	Stephen THOMPSON	a	9:55.231	4:59.214	2	Ian LOUGHER	a	14:54.051	4:56.442
58	Stefano BONETTI	a	4:57.564	4:57.564	13	Adrian ARCHIBALD	a	9:56.712	4:58.117	7	Gary JOHNSON	c	14:54.667	5:00.335
111	Brian McCORMACK	b	4:58.436	4:58.436	10	Conor CUMMINS	b	9:57.456	4:58.626	13	Adrian ARCHIBALD	a	14:54.810	4:58.098
13	Adrian ARCHIBALD	a	4:58.595	4:58.595	2	Ian LOUGHER	a	9:57.609	4:58.187	12	Guy MARTIN	b	14:55.709	4:55.284
10	Conor CUMMINS	b	4:58.830	4:58.830	4	John McGUINNESS	a	9:59.292	5:07.001	10	Conor CUMMINS	b	14:55.862	4:58.406
2	Ian LOUGHER	a	4:59.422	4:59.422	12	Guy MARTIN	b	10:00.425	4:58.026	4	John McGUINNESS	a	15:01.664	5:02.372
42	Gerard KINGHAN	a	4:59.795	4:59.795	111	Brian McCORMACK	b	10:03.754	5:05.318	111	Brian McCORMACK	b	15:09.720	5:05.966
16	John BURROWS	b	5:00.429	5:00.429	16	John BURROWS	b	10:04.060	5:03.631	16	John BURROWS	b	15:09.864	5:05.804
12	Guy MARTIN	b	5:02.399	5:02.399	42	Gerard KINGHAN	a	10:06.138	5:06.343	19	Paul SHOESMITH	b	15:11.811	5:03.966
14	Ben WYLIE	a	5:03.017	5:03.017	53	Dean HARRISON	b	10:07.633	5:04.267	53	Dean HARRISON	b	15:14.448	5:06.815
53	Dean HARRISON	b	5:03.366	5:03.366	19	Paul SHOESMITH	b	10:07.845	5:04.129	14	Ben WYLIE	a	15:15.787	5:07.423
19	Paul SHOESMITH	b	5:03.716	5:03.716	14	Ben WYLIE	a	10:08.364	5:05.347	33	Olie LINSDELL	b	15:18.490	5:03.923
44	Jamie HAMILTON	a	5:04.174	5:04.174	44	Jamie HAMILTON	a	10:10.223	5:06.049	60	Horst SAIGER	a	15:18.686	5:03.373
43	Adrian CLARK	b	5:04.450	5:04.450	43	Adrian CLARK	b	10:13.899	5:09.449	43	Adrian CLARK	b	15:22.728	5:08.829
33	Olie LINSDELL	b	5:06.118	5:06.118	30	Herve GANTNER	a	10:14.506	5:06.405	96	Neil GREGORY	b	15:24.894	5:08.064
96	Neil GREGORY	b	5:08.030	5:08.030	33	Olie LINSDELL	b	10:14.567	5:08.449	44	Jamie HAMILTON	a	15:25.294	5:15.071
30	Herve GANTNER	a	5:08.101	5:08.101	60	Horst SAIGER	a	10:15.313	5:05.096	27	Steve HENEGHAN	b	15:25.929	5:06.672
27	Steve HENEGHAN	b	5:08.700	5:08.700	96	Neil GREGORY	b	10:16.830	5:08.800	30	Herve GANTNER	a	15:25.979	5:11.473
62	Stanley GAMBLE	c	5:09.421	5:09.421	27	Steve HENEGHAN	b	10:19.257	5:10.557	62	Stanley GAMBLE	c	15:39.978	5:14.726
60	Horst SAIGER	a	5:10.217	5:10.217	62	Stanley GAMBLE	c	10:25.252	5:15.831	42	Gerard KINGHAN	a	15:45.507	5:39.369
39	Antonio MAESO	c	5:10.793	5:10.793	39	Antonio MAESO	c	10:30.004	5:19.211	39	Antonio MAESO	c	15:50.171	5:20.167
66	Mark BUCKLEY	c	5:14.000	5:14.000	66	Mark BUCKLEY	c	10:30.577	5:16.577	66	Mark BUCKLEY	c	15:51.617	5:21.040
50	William DAVISON	b	5:17.026	5:17.026	55	Donald MacFADYEN	b	10:37.201	5:16.610	55	Donald MacFADYEN	b	15:55.167	5:17.966
98	Paul OWEN	b	5:19.830	5:19.830	98	Paul OWEN	b	10:44.854	5:25.024	98	Paul OWEN	b	16:04.891	5:20.037
55	Donald MacFADYEN	b	5:20.591	5:20.591	50	William DAVISON	b	10:47.356	5:30.330	26	Dennis BOOTH	c	16:17.994	5:24.437
29	Ryan McCAY	b	5:25.142	5:25.142	26	Dennis BOOTH	c	10:53.557	5:26.472	56	Phillip CROWE	b	16:28.204	5:31.314
45	Garth WOODS	c	5:25.219	5:25.219	29	Ryan McCAY	b	10:53.951	5:28.809	45	Garth WOODS	c	16:29.120	5:32.809
26	Dennis BOOTH	c	5:27.085	5:27.085	45	Garth WOODS	c	10:56.311	5:31.092	29	Ryan McCAY	b	16:33.227	5:39.276
56	Phillip CROWE	b	5:27.445	5:27.445	56	Phillip CROWE	b	10:56.890	5:29.445	54	Toni RECHBERGER	c	16:42.246	5:36.076
54	Toni RECHBERGER	c	5:34.151	5:34.151	54	Toni RECHBERGER	c	11:06.170	5:32.019	36	Ray HUTCHISON	c	16:47.005	5:34.349
36	Ray HUTCHISON	c	5:36.687	5:36.687	36	Ray HUTCHISON	c	11:12.656	5:35.969	23	Steve MARTIN	c	16:57.620	5:32.950
89	Pierluigi CINTI	c	5:39.050	5:39.050	23	Steve MARTIN	c	11:24.670	5:42.388	89	Pierluigi CINTI	c	17:10.745	5:44.350
23	Steve MARTIN	c	5:42.282	5:42.282	89	Pierluigi CINTI	c	11:26.395	5:47.345	57	Daniel JANSEN	c	17:42.423	5:45.876
57	Daniel JANSEN	c	6:01.346	6:01.346	57	Daniel JANSEN	c	11:56.547	5:55.201					

RELENTLESS International NORTH WEST 200

SUPERSTOCK

Race 1 - LiveWire AV Solutions Superstock

LAP CHART



4					5					6				
No	Name	G	Elapsed Time	Lap Time	No	Name	G	Elapsed Time	Lap Time	No	Name	G	Elapsed Time	Lap Time
34	Alastair SEELEY	a	19:13.954	4:50.228	34	Alastair SEELEY	a	24:05.937	4:51.983	34	Alastair SEELEY	a	29:00.810	4:54.873
77	Ryan FARQUHAR	a	19:36.165	4:57.261	18	Lee JOHNSTON	a	24:29.822	4:51.834	18	Lee JOHNSTON	a	29:23.321	4:53.499
18	Lee JOHNSTON	a	19:37.988	4:53.301	77	Ryan FARQUHAR	a	24:30.652	4:54.487	86	Cameron DONALD	a	29:25.036	4:54.186
86	Cameron DONALD	a	19:38.219	4:54.616	86	Cameron DONALD	a	24:30.850	4:52.631	77	Ryan FARQUHAR	a	29:25.121	4:54.469
3	Michael DUNLOP	a	19:38.567	4:55.090	58	Stefano BONETTI	a	24:32.515	4:53.439	58	Stefano BONETTI	a	29:25.487	4:52.972
58	Stefano BONETTI	a	19:39.076	4:54.181	3	Michael DUNLOP	a	24:36.512	4:57.945	37	James HILLIER	a	29:36.196	4:57.044
5	Bruce ANSTEY	a	19:42.228	5:00.749	37	James HILLIER	a	24:39.152	4:55.017	1	Michael RUTTER	b	29:36.662	4:55.068
37	James HILLIER	a	19:44.135	4:54.501	1	Michael RUTTER	b	24:41.594	4:55.490	3	Michael DUNLOP	a	29:39.907	5:03.395
6	William DUNLOP	a	19:45.946	4:58.529	12	Guy MARTIN	b	24:47.700	4:56.349	12	Guy MARTIN	b	29:46.489	4:58.789
1	Michael RUTTER	b	19:46.104	4:55.647	6	William DUNLOP	a	24:48.257	5:02.311	2	Ian LOUGHER	a	29:48.733	4:58.381
11	Stephen THOMPSON	a	19:50.786	4:57.603	11	Stephen THOMPSON	a	24:50.046	4:59.260	10	Conor CUMMINS	b	29:49.710	4:57.190
12	Guy MARTIN	b	19:51.351	4:55.642	2	Ian LOUGHER	a	24:50.352	4:58.402	11	Stephen THOMPSON	a	29:51.848	5:01.802
2	Ian LOUGHER	a	19:51.950	4:57.899	10	Conor CUMMINS	b	24:52.520	4:58.044	6	William DUNLOP	a	29:54.921	5:06.664
10	Conor CUMMINS	b	19:54.476	4:58.614	5	Bruce ANSTEY	a	25:03.767	5:21.539	13	Adrian ARCHIBALD	a	30:18.084	5:04.601
7	Gary JOHNSON	c	19:58.120	5:03.453	4	John McGUINNESS	a	25:13.344	5:08.283	4	John McGUINNESS	a	30:18.600	5:05.256
13	Adrian ARCHIBALD	a	20:03.254	5:08.444	13	Adrian ARCHIBALD	a	25:13.483	5:10.229	60	Horst SAIGER	a	30:25.297	5:01.403
4	John McGUINNESS	a	20:05.061	5:03.397	60	Horst SAIGER	a	25:23.894	5:02.157	19	Paul SHOESMITH	b	30:29.300	5:04.160
16	John BURROWS	b	20:19.317	5:09.453	53	Dean HARRISON	b	25:24.935	5:04.729	53	Dean HARRISON	b	30:29.775	5:04.840
19	Paul SHOESMITH	b	20:19.586	5:07.775	19	Paul SHOESMITH	b	25:25.140	5:05.554	16	John BURROWS	b	30:30.019	5:04.372
53	Dean HARRISON	b	20:20.206	5:05.758	16	John BURROWS	b	25:25.647	5:06.330	14	Ben WYLIE	a	30:34.604	5:05.252
14	Ben WYLIE	a	20:21.353	5:05.566	14	Ben WYLIE	a	25:29.352	5:07.999	33	Olie LINSDELL	b	30:37.000	5:07.131
60	Horst SAIGER	a	20:21.737	5:03.051	33	Olie LINSDELL	b	25:29.869	5:06.057	30	Herve GANTNER	a	30:45.356	5:04.324
33	Olie LINSDELL	b	20:23.812	5:05.322	43	Adrian CLARK	b	25:37.168	5:06.543	43	Adrian CLARK	b	30:45.932	5:08.764
43	Adrian CLARK	b	20:30.625	5:07.897	30	Herve GANTNER	a	25:41.032	5:05.521	62	Stanley GAMBLE	c	31:19.997	5:12.181
30	Herve GANTNER	a	20:35.511	5:09.532	62	Stanley GAMBLE	c	26:07.816	5:12.995	39	Antonio MAESO	c	31:35.223	5:13.500
44	Jamie HAMILTON	a	20:40.496	5:15.202	44	Jamie HAMILTON	a	26:16.389	5:35.893	55	Donald MacFADYEN	b	31:53.815	5:23.159
62	Stanley GAMBLE	c	20:54.821	5:14.843	39	Antonio MAESO	c	26:21.723	5:13.285	26	Dennis BOOTH	c	32:29.127	5:27.017
39	Antonio MAESO	c	21:08.438	5:18.267	55	Donald MacFADYEN	b	26:30.656	5:16.554	29	Ryan McCAY	b	33:20.968	5:34.329
66	Mark BUCKLEY	c	21:11.890	5:20.273	66	Mark BUCKLEY	c	26:30.978	5:19.088	66	Mark BUCKLEY	c	36:17.555	9:46.577
55	Donald MacFADYEN	b	21:14.102	5:18.935	26	Dennis BOOTH	c	27:02.110	5:22.969					
26	Dennis BOOTH	c	21:39.141	5:21.147	45	Garth WOODS	c	27:33.429	5:31.323					
45	Garth WOODS	c	22:02.106	5:32.986	29	Ryan McCAY	b	27:46.639	5:39.511					
29	Ryan McCAY	b	22:07.128	5:33.901	36	Ray HUTCHISON	c	27:50.461	5:30.238					
56	Phillip CROWE	b	22:09.375	5:41.171	54	Toni RECHBERGER	c	27:52.133	5:35.446					
54	Toni RECHBERGER	c	22:16.687	5:34.441	23	Steve MARTIN	c	28:00.316	5:30.381					
36	Ray HUTCHISON	c	22:20.223	5:33.218	89	Pierluigi CINTI	c	28:23.407	5:35.334					
23	Steve MARTIN	c	22:29.935	5:32.315	57	Daniel JANSEN	c	28:56.212	5:32.868					
89	Pierluigi CINTI	c	22:48.073	5:37.328										
57	Daniel JANSEN	c	23:23.344	5:40.921										
96	Neil GREGORY	b	38:26.357	23:01.46										

Speed TrapSuperstock Race '1'

No.	Name	<u>Lap 1</u>	<u>Lap 2</u>	<u>Lap 3</u>	<u>Lap 4</u>	<u>Lap 5</u>	<u>Lap 6</u>
1	Michael RUTTER		183		181	184	182
4	John McGUINNESS			177	174		179
5	Bruce ANSTEY		182		181		
6	William DUNLOP				184		
7	Gary JOHNSON	181		185	179		
10	Conor CUMMINS			181			
11	Stephen THOMPSON					184	
12	Guy MARTIN				180	178	189
13	Adrian ARCHIBALD		187				
14	Ben WYLIE		189		189		188
16	John BURROWS	175					181
18	Lee JOHNSTON		181		175		187
19	Paul SHOESMITH				185		
23	Steve MARTIN				175		
26	Dennis BOOTH				170	170	168
29	Ryan McCAY		167	164		147	152
30	Herve GANTNER					182	
33	Olie LINSDELL	182			182	181	181
34	Alastair SEELEY		180	180		180	179
36	Ray HUTCHISON		171		167		
37	James HILLIER				184	188	
39	Antonio MAESO				157	180	
43	Adrian CLARK				177	182	
45	Garth WOODS				170		
48	David MADSEN-MYGDAL					169	
50	William DAVISON	176					
53	Dean HARRISON			188		184	184
54	Toni RECHBERGER		170		169		
57	Daniel JANSEN		173			180	181
60	Horst SAIGER						181
61	Rodolphe ROCHET				167		
62	Stanley GAMBLE	172	171		169	168	169
65	Michael SWEENEY		185		184	185	181
66	Mark BUCKLEY		175			167	164
77	Ryan FARQUHAR	183		182	181	181	
89	Pierluigi CINTI				185		
96	Neil GREGORY	170	177				