



TUESDAY 15th – SATURDAY 19th MAY 2012

promoted by
Coleraine & District Motor Club
www.northwest200.org



VAUXHALL SUPERTWINS RACE



Charity reg. nos 208701 and SC039284

The Triangle Circuit 8.970 miles



LAP RECORDS

Class	Rider	Machine	m s	mph	Year
Supertwins	to be established				
Supersport	Keith Amor	Honda	4 37.591	116.329	2010
Superstock	Michael Rutter	BMW	4 30.027	119.588	2010
Superbike	Alastair Seeley	Suzuki	4 24.960	121.875	2010

MOST WINS at NORTH WEST 200

Robert Dunlop	15	1986 - 06	(125 - 5, 250 - 4, 350 - 1, SBK - 5)
Joey Dunlop	13	1979 - 88	(250 - 1, 500 - 1, P750 - 2, SBK - 9)
Michael Rutter	12	1997 - 08	(SSP - 2, P1000 - 1, SBK - 9)
Phillip McCallen	11	1991 - 97	(250 - 2, 400 - 1, SSP - 4, SBK - 4)
Tony Rutter	9	1973 - 82	(250 - 2, 350 - 5, 500 - 1, SBK - 1)
Bruce Anstey	9	2002 - 07	(SSP - 4, P1000/STK - 4, SBK - 1)
Ian Lougher	8	1991 - 05	(125 - 5, 250 - 1, SSP - 1, STK - 1)
Steve Plater	8	2006 - 09	(SSP - 2, SBK - 6)
Steven Cull	6	1980 - 88	(250 - 3, 350 - 1, SBK - 2)
Arthur Wheeler	5	1951 - 62	(250 - 5)
Tommy Robb	5	1959 - 65	(125 - 1, 250 - 4)
John Williams	5	1974 - 77	(350 - 1, 500 - 2, SBK - 2)
Mick Grant	5	1975 - 82	(500 - 2, SBK - 3)
Woolsey Coulter	5	1989 - 98	(250 - 5)
Ian Simpson	5	1995 - 98	(SSP - 1, P1000 - 1, SBK - 3)
John McGuinness	5	2000 - 10	(250 - 1, 400 - 1, SSP - 1, SBK - 2)
Alastair Seeley	5	2008 - 11	(SSP - 2, STK - 2, SBK - 1)

RELENTLESS International NORTH WEST 200

SUPERTWINS

Supertwins First Qualifying

Tuesday, 15 May 2012



Qualifying Time

6:07.083

Qualifying Speed

87.969


Pos	Class	No	Name	Machine / Sponsor	Time	Best Lap Behind	Speed On	Total Laps	Qualifying Laps
Qualifying Classification									
1	TWN	13	Adrian ARCHIBALD	Kawasaki 650 - McKinstry Racing	5:09.439		104.357	4	3
2	TWN	5	Michael RUTTER	Kawasaki 650 - KMR Kawasaki	5:10.428	0.989	104.024	4	3
3	TWN	37	James HILLIER	Kawasaki 650 - Pr1mo Bournemouth Kawasaki	5:10.934	1.495	103.855	3	5
4	TWN	1	Ryan FARQUHAR	Kawasaki 650 - KMR Kawasaki	5:10.973	1.534	103.842	3	4
5	TWN	44	Jamie HAMILTON	Kawasaki 650 - KMR Kawasaki	5:11.694	2.255	103.602	4	4
6	TWN	50	William DAVISON	Kawasaki 650 - Hill Contracts	5:18.653	9.214	101.339	4	3
7	TWN	16	John BURROWS	Kawasaki 650 - KBM Racing	5:18.876	9.437	101.268	2	5
8	TWN	17	Simon ANDREWS	Kawasaki 650 - Ice Valley Motorsave BMW	5:19.664	10.225	101.019	3	3
9	TWN	99	Jeremy McWILLIAMS	Kawasaki 650 - KMR Kawasaki	5:22.161	12.722	100.236	2	2
10	TWN	57	Ian MORRELL	Suzuki 650 - Gordy Hogg	5:26.850	17.411	98.798	2	3
11	TWN	10	Paul SHOESMITH	Kawasaki 650 - Ice Valley Motorsave BMW	5:26.989	17.550	98.756	4	3
12	TWN	55	Scott CAMPBELL	Suzuki 650 - Ian Bell Motorcycles	5:29.528	20.089	97.995	4	3
13	TWN	30	Bruce DUNN	Suzuki 650 - JHS Racing	5:29.967	20.528	97.864	4	3
14	TWN	113	Ronan PENTONY	Suzuki 650 - RPMcycles.ie	5:30.063	20.624	97.836	2	3
15	TWN	12	Jamie COWARD	Kawasaki 650	5:30.505	21.066	97.705	4	3
16	TWN	11	Stephen THOMPSON	Kawasaki 650 - Taylor Lyndsey	5:30.603	21.164	97.676	3	2
17	TWN	33	Adrian CLARK	Kawasaki 650 - BHR Racing	5:31.540	22.101	97.400	4	3
18	TWN	21	Coyles WRIGHT	Kawasaki 650 - Bushmills Inn CW Racing	5:32.657	23.218	97.073	2	2
19	TWN	36	John BARTON	Kawasaki 650 - Marks Bloom Racing	5:36.429	26.990	95.985	4	3
20	TWN	8	Anthony McCOLGAN	Kawasaki 650	5:36.872	27.433	95.858	2	3
21	TWN	22	Lee HILL	Suzuki 650 - JHS Racing	5:37.053	27.614	95.807	4	2
22	TWN	35	David MADSEN-MYGDAL	Kawasaki 650	5:39.120	29.681	95.223	4	3
23	TWN	27	Dave WALSH	Kawasaki 650 - DRW Racing	5:39.426	29.987	95.137	4	3
24	TWN	42	Reuben McPHEE	Suzuki 650 - Northwest Gas	5:40.243	30.804	94.909	4	3
25	TWN	24	David HOWARD	Suzuki 650 - MC Racing	5:41.359	31.920	94.598	2	3
26	TWN	25	Adam CHILD	Kawasaki 650 - Ken Urwin M/cycles / MCN	5:42.928	33.489	94.166	4	3
27	TWN	51	Malcolm McKINNEY	Suzuki 650 - Castle Engineering	5:43.712	34.273	93.951	2	2
28	TWN	72	Emmet McKNIGHT	Suzuki 650	5:47.811	38.372	92.844	2	3
29	TWN	39	Billy CUMMINS	Kawasaki 650	5:49.587	40.148	92.372	4	3
30	TWN	60	Mark SHIELDS	Suzuki 650	5:49.705	40.266	92.341	4	3
31	TWN	45	David MATCHETT	Kawasaki 650	6:04.024	54.585	88.708	4	2

Non Qualifiers

TWN	65	Michael SWEENEY	Suzuki 650 - Kiely Heating Racing	5:22.556	13.117	100.113	3	3	<u>1</u>
TWN	32	Joe PHILLIPS	Kawasaki 650 - McKinstry Racing	5:30.975	21.536	97.566	3	4	<u>1</u>
TWN	2	Ian LOUGHER	Kawasaki 650 - Stewart Smith Racing	6:11.284	1:01.845	86.974	2	3	<u>0</u>

Provisional result to be confirmed by the Stewards of the Meeting subject to completion of technical inspections & the time limit for protests

Page 1 / 1

Circuit	The Triangle	Signed	Organising Club	Coleraine & District Motor Club
Length(miles)	8.9700 Lap 1 (8.8300)		Qualifying Started	12:58
Weather	Sunny, 11°C, 55%RH	Chief Timekeeper		
Track	Dry	Issued At: 13:27		



MCUI Ulster
Centre Timing
powered by
e-Laps timing software



WHEEL MOTORSPORT
STEERING GROUP LTD.

Belfast
2&4 Telegraph  **nitec**



www.elaps-timing.com

RELENTLESS International NORTH WEST 200



SUPERTWINS

Supertwins First Qualifying

Tuesday, 15 May 2012

DETAILED RESULT

Qualifying Classification

Position

1	13 Adrian ARCHIBALD						
	TWN		Behind				
Best Time	5:09.439	Best Speed	104.357	On	4	Gp	a
<i>Lap</i>	<i>Elapsed Time</i>	<i>Lap Time</i>	<i>Lap Speed</i>				
1	7:36.403	7:36.403	69.649				
2	12:52.823	5:16.420	102.054				
3	18:04.734	5:11.911	103.530				
4	23:14.173	5:09.439	104.357				

2	5 Michael RUTTER						
	TWN		Behind				0.989
Best Time	5:10.428	Best Speed	104.024	On	4	Gp	a
<i>Lap</i>	<i>Elapsed Time</i>	<i>Lap Time</i>	<i>Lap Speed</i>				
1	7:31.410	7:31.410	70.419				
2	12:49.130	5:17.720	101.637				
3	18:01.945	5:12.815	103.230				
4	23:12.373	5:10.428	104.024				

3	37 James HILLIER						
	TWN		Behind				1.495
Best Time	5:10.934	Best Speed	103.855	On	3	Gp	a
<i>Lap</i>	<i>Elapsed Time</i>	<i>Lap Time</i>	<i>Lap Speed</i>				
1	6:02.614	6:02.614	87.663				
2	11:17.289	5:14.675	102.620				
3	16:28.223	5:10.934	103.855				
4	21:39.652	5:11.429	103.690				
5	26:52.960	5:13.308	103.068				

4	1 Ryan FARQUHAR						
	TWN		Behind				1.534
Best Time	5:10.973	Best Speed	103.842	On	3	Gp	a
<i>Lap</i>	<i>Elapsed Time</i>	<i>Lap Time</i>	<i>Lap Speed</i>				
1	6:02.271	6:02.271	87.746				
2	11:15.229	5:12.958	103.183				
3	16:26.202	5:10.973	103.842				
4	21:37.448	5:11.246	103.751				

5	44 Jamie HAMILTON						
	TWN		Behind				2.255
Best Time	5:11.694	Best Speed	103.602	On	4	Gp	a
<i>Lap</i>	<i>Elapsed Time</i>	<i>Lap Time</i>	<i>Lap Speed</i>				
1	6:17.407	6:17.407	84.227				
2	11:31.660	5:14.253	102.758				
3	16:44.230	5:12.570	103.311				
4	21:55.924	5:11.694	103.602				
5	27:32.067	5:36.143	96.066				

Qualifying Classification

Position

6	50 William DAVISON						
	TWN		Behind				9.214
Best Time	5:18.653	Best Speed	101.339	On	4	Gp	a
<i>Lap</i>	<i>Elapsed Time</i>	<i>Lap Time</i>	<i>Lap Speed</i>				
1	7:13.364	7:13.364	73.352				
2	12:35.947	5:22.583	100.104				
3	17:56.230	5:20.283	100.823				
4	23:14.883	5:18.653	101.339				

7	16 John BURROWS						
	TWN		Behind				9.437
Best Time	5:18.876	Best Speed	101.268	On	2	Gp	a
<i>Lap</i>	<i>Elapsed Time</i>	<i>Lap Time</i>	<i>Lap Speed</i>				
1	6:03.896	6:03.896	87.355				
2	11:22.772	5:18.876	101.268				
3	16:45.609	5:22.837	100.026				
4	22:51.111	6:05.502	88.350				
5	28:10.003	5:18.892	101.263				

8	17 Simon ANDREWS						
	TWN		Behind				10.225
Best Time	5:19.664	Best Speed	101.019	On	3	Gp	a
<i>Lap</i>	<i>Elapsed Time</i>	<i>Lap Time</i>	<i>Lap Speed</i>				
1	11:21.731	11:21.731	46.628				
2	16:47.279	5:25.548	99.193				
3	22:06.943	5:19.664	101.019				
4	27:27.981	5:21.038	100.586				

9	99 Jeremy McWILLIAMS						
	TWN		Behind				12.722
Best Time	5:22.161	Best Speed	100.236	On	2	Gp	a
<i>Lap</i>	<i>Elapsed Time</i>	<i>Lap Time</i>	<i>Lap Speed</i>				
1	6:31.051	6:31.051	81.289				
2	11:53.212	5:22.161	100.236				
3	17:34.641	5:41.429	94.579				
4	24:30.300	6:55.659	77.689				

10	57 Ian MORRELL						
	TWN		Behind				17.411
Best Time	5:26.850	Best Speed	98.798	On	2	Gp	a
<i>Lap</i>	<i>Elapsed Time</i>	<i>Lap Time</i>	<i>Lap Speed</i>				
1	7:15.266	7:15.266	73.031				
2	12:42.116	5:26.850	98.798				
3	18:11.160	5:29.044	98.139				
4	23:42.255	5:31.095	97.531				

RELENTLESS International NORTH WEST 200



SUPERTWINS

Supertwins First Qualifying

Tuesday, 15 May 2012

DETAILED RESULT

Qualifying Classification

Position

11 10 Paul SHOESMITH

TWN Behind 17.550
Best Time 5:26.989 Best Speed 98.756 On 4 Gp a

Lap	Elapsed Time	Lap Time	Lap Speed
1	11:20.979	11:20.979	46.680
2	16:56.154	5:35.175	96.344
3	22:28.653	5:32.499	97.119
4	27:55.642	5:26.989	98.756

12 55 Scott CAMPBELL

TWN Behind 20.089
Best Time 5:29.528 Best Speed 97.995 On 4 Gp a

Lap	Elapsed Time	Lap Time	Lap Speed
1	6:52.391	6:52.391	77.082
2	12:23.145	5:30.754	97.631
3	17:54.499	5:31.354	97.455
4	23:24.027	5:29.528	97.995

13 30 Bruce DUNN

TWN Behind 20.528
Best Time 5:29.967 Best Speed 97.864 On 4 Gp a

Lap	Elapsed Time	Lap Time	Lap Speed
1	7:52.959	7:52.959	67.211
2	13:26.079	5:33.120	96.938
3	18:56.954	5:30.875	97.596
4	24:26.921	5:29.967	97.864

14 113 Ronan PENTONY

TWN Behind 20.624
Best Time 5:30.063 Best Speed 97.836 On 2 Gp a

Lap	Elapsed Time	Lap Time	Lap Speed
1	11:13.257	11:13.257	47.215
2	16:43.320	5:30.063	97.836
3	22:19.298	5:35.978	96.113
4	27:54.067	5:34.769	96.461

15 12 Jamie COWARD

TWN Behind 21.066
Best Time 5:30.505 Best Speed 97.705 On 4 Gp a

Lap	Elapsed Time	Lap Time	Lap Speed
1	7:18.556	7:18.556	72.483
2	12:52.598	5:34.042	96.670
3	18:24.543	5:31.945	97.281
4	23:55.048	5:30.505	97.705

Qualifying Classification

Position

16 11 Stephen THOMPSON

TWN Behind 21.164
Best Time 5:30.603 Best Speed 97.676 On 3 Gp a

Lap	Elapsed Time	Lap Time	Lap Speed
1	6:54.310	6:54.310	76.725
2	14:17.558	7:23.248	72.853
3	19:48.161	5:30.603	97.676
4	25:20.090	5:31.929	97.286

17 33 Adrian CLARK

TWN Behind 22.101
Best Time 5:31.540 Best Speed 97.400 On 4 Gp a

Lap	Elapsed Time	Lap Time	Lap Speed
1	7:09.229	7:09.229	74.058
2	12:49.895	5:40.666	94.791
3	18:24.248	5:34.353	96.581
4	23:55.788	5:31.540	97.400

18 21 Coyles WRIGHT

TWN Behind 23.218
Best Time 5:32.657 Best Speed 97.073 On 2 Gp a

Lap	Elapsed Time	Lap Time	Lap Speed
1	7:07.938	7:07.938	74.282
2	12:40.595	5:32.657	97.073
3	19:58.975	7:18.380	73.662
4	25:34.720	5:35.745	96.180

19 36 John BARTON

TWN Behind 26.990
Best Time 5:36.429 Best Speed 95.985 On 4 Gp a

Lap	Elapsed Time	Lap Time	Lap Speed
1	8:54.178	8:54.178	59.508
2	14:37.130	5:42.952	94.159
3	20:13.782	5:36.652	95.921
4	25:50.211	5:36.429	95.985

20 8 Anthony McCOLGAN

TWN Behind 27.433
Best Time 5:36.872 Best Speed 95.858 On 2 Gp a

Lap	Elapsed Time	Lap Time	Lap Speed
1	7:57.867	7:57.867	66.521
2	13:34.739	5:36.872	95.858
3	19:14.645	5:39.906	95.003
4	24:54.209	5:39.564	95.098

RELENTLESS International NORTH WEST 200



SUPERTWINS

Supertwins First Qualifying

Tuesday, 15 May 2012

DETAILED RESULT

Qualifying Classification

Position

21 22 Lee HILL

TWN Behind 27.614

Best Time 5:37.053 Best Speed 95.807 On 4 Gp a

Lap	Elapsed Time	Lap Time	Lap Speed
1	7:25.087	7:25.087	71.420
2	13:02.225	5:37.138	95.783
3	19:46.518	6:44.293	79.873
4	25:23.571	5:37.053	95.807

22 35 David MADSEN-MYGDAL

TWN Behind 29.681

Best Time 5:39.120 Best Speed 95.223 On 4 Gp a

Lap	Elapsed Time	Lap Time	Lap Speed
1	8:35.307	8:35.307	61.687
2	14:27.619	5:52.312	91.657
3	20:14.929	5:47.310	92.977
4	25:54.049	5:39.120	95.223

23 27 Dave WALSH

TWN Behind 29.987

Best Time 5:39.426 Best Speed 95.137 On 4 Gp a

Lap	Elapsed Time	Lap Time	Lap Speed
1	7:58.974	7:58.974	66.367
2	13:43.714	5:44.740	93.671
3	19:24.862	5:41.148	94.657
4	25:04.288	5:39.426	95.137

24 42 Reuben McPHEE

TWN Behind 30.804

Best Time 5:40.243 Best Speed 94.909 On 4 Gp a

Lap	Elapsed Time	Lap Time	Lap Speed
1	7:22.072	7:22.072	71.907
2	13:05.588	5:43.516	94.004
3	18:50.402	5:44.814	93.650
4	24:30.645	5:40.243	94.909

25 24 David HOWARD

TWN Behind 31.920

Best Time 5:41.359 Best Speed 94.598 On 2 Gp a

Lap	Elapsed Time	Lap Time	Lap Speed
1	7:36.218	7:36.218	69.677
2	13:17.577	5:41.359	94.598
3	19:00.633	5:43.056	94.130
4	24:42.452	5:41.819	94.471

Qualifying Classification

Position

26 25 Adam CHILD

TWN Behind 33.489

Best Time 5:42.928 Best Speed 94.166 On 4 Gp a

Lap	Elapsed Time	Lap Time	Lap Speed
1	7:08.838	7:08.838	74.126
2	12:52.695	5:43.857	93.911
3	18:40.047	5:47.352	92.966
4	24:22.975	5:42.928	94.166

27 51 Malcolm McKINNEY

TWN Behind 34.273

Best Time 5:43.712 Best Speed 93.951 On 2 Gp a

Lap	Elapsed Time	Lap Time	Lap Speed
1	7:08.679	7:08.679	74.153
2	12:52.391	5:43.712	93.951
3	18:39.874	5:47.483	92.931
4	24:50.337	6:10.463	87.167

28 72 Emmet McKNIGHT

TWN Behind 38.372

Best Time 5:47.811 Best Speed 92.844 On 2 Gp a

Lap	Elapsed Time	Lap Time	Lap Speed
1	7:58.617	7:58.617	66.416
2	13:46.428	5:47.811	92.844
3	19:34.611	5:48.183	92.744
4	25:25.052	5:50.441	92.147

29 39 Billy CUMMINS

TWN Behind 40.148

Best Time 5:49.587 Best Speed 92.372 On 4 Gp a

Lap	Elapsed Time	Lap Time	Lap Speed
1	7:57.760	7:57.760	66.535
2	13:51.208	5:53.448	91.363
3	19:41.179	5:49.971	92.271
4	25:30.766	5:49.587	92.372

30 60 Mark SHIELDS

TWN Behind 40.266

Best Time 5:49.705 Best Speed 92.341 On 4 Gp a

Lap	Elapsed Time	Lap Time	Lap Speed
1	7:48.581	7:48.581	67.839
2	13:43.237	5:54.656	91.052
3	19:34.193	5:50.956	92.012
4	25:23.898	5:49.705	92.341



SUPERTWINS

Supertwins First Qualifying

Tuesday, 15 May 2012

DETAILED RESULT

Qualifying Classification

Position

31 45 David MATCHETT

TWN Behind **54.585**

Best Time **6:04.024** Best Speed **88.708** On **4** Gp **a**

Lap	Elapsed Time	Lap Time	Lap Speed
1	8:18.839	8:18.839	63.724
2	14:31.805	6:12.966	86.582
3	20:38.816	6:07.011	87.986
4	26:42.840	6:04.024	88.708

Non Qualifiers

Position

65 Michael SWEENEY

TWN Behind **13.117**

Best Time **5:22.556** Best Speed **100.113** On **3** Gp **a**

Lap	Elapsed Time	Lap Time	Lap Speed
1	6:15.280	6:15.280	84.705
2	20:32.454	14:17.174	37.673
3	25:55.010	5:22.556	100.113

32 Joe PHILLIPS

TWN Behind **21.536**

Best Time **5:30.975** Best Speed **97.566** On **3** Gp **a**

Lap	Elapsed Time	Lap Time	Lap Speed
1	6:53.423	6:53.423	76.890
2	13:41.879	6:48.456	79.059
3	19:12.854	5:30.975	97.566
4	26:00.338	6:47.484	79.247

2 Ian LOUGHER

TWN Behind **1:01.845**

Best Time **6:11.284** Best Speed **86.974** On **2** Gp **a**

Lap	Elapsed Time	Lap Time	Lap Speed
1	10:24.381	10:24.381	50.911
2	16:35.665	6:11.284	86.974
3	23:53.832	7:18.167	73.698

Speed TrapSupertwins 1st Practice

<u>No.</u>	<u>Name</u>	<u>Lap 1</u>	<u>Lap 2</u>	<u>Lap 3</u>
1	Ryan FARQUHAR	148		
2	Ian LOUGHER	143		149
7	Alex HUTCHINSON	136		
8	Anthony McCOLGAN	139	138	137
10	Paul SHOESMITH	146	147	
11	Stephen THOMPSON			140
12	Jamie COWARD	142		141
13	Adrian ARCHIBALD	150	152	
16	John BURROWS	146		
17	Simon ANDREWS	146		148
21	Coyles WRIGHT			142
22	Lee HILL		139	145
24	David HOWARD	140	145	142
25	Adam CHILD		135	133
27	Dave WALSH	136	145	142
32	Joe PHILLIPS	149	149	141
36	John BARTON	134	134	
39	Billy CUMMINS			147
42	Reuben McPHEE		151	
44	Jamie HAMILTON	153	150	149
45	David MATCHETT	128	136	124
50	William DAVISON		151	
55	Scott CAMPBELL	143	153	
57	Ian MORRELL	137	148	146
60	Mark SHIELDS			139
65	Michael SWEENEY			147
72	Emmet McKNIGT		146	
99	Jeremy McWILLIAMS	151		
113	Ronan PENTONY	141		

RELENTLESS International NORTH WEST 200

SUPERTWINS

Supertwins Second Qualifying

Thursday, 17 May 2012



Qualifying Time

6:30.843

Qualifying Speed

82.621


Pos	Class	No	Name	Machine / Sponsor	Best Lap			Total Laps	Qualifying Laps
					Time	Behind	Speed		
1	TWN	1	Ryan FARQUHAR	Kawasaki 650 - KMR Kawasaki	5:26.265		98.975	6	7
2	TWN	99	Jeremy McWILLIAMS	Kawasaki 650 - KMR Kawasaki	5:29.276	3.011	98.070	5	6
3	TWN	17	Simon ANDREWS	Kawasaki 650 - Ice Valley Motorsave BMW	5:32.433	6.168	97.138	4	5
4	TWN	5	Michael RUTTER	Kawasaki 650 - KMR Kawasaki	5:33.905	7.640	96.710	4	6
5	TWN	13	Adrian ARCHIBALD	Kawasaki 650 - McKinsty Racing	5:34.457	8.192	96.551	4	5
6	TWN	44	Jamie HAMILTON	Kawasaki 650 - KMR Kawasaki	5:36.962	10.697	95.833	6	7
7	TWN	37	James HILLIER	Kawasaki 650 - Pr1mo Bournemouth Kawasaki	5:40.818	14.553	94.749	7	7
8	TWN	65	Michael SWEENEY	Suzuki 650 - Kiely Heating Racing	5:43.064	16.799	94.128	4	5
9	TWN	2	Ian LOUGHER	Kawasaki 650 - Stewart Smith Racing	5:43.349	17.084	94.050	5	5
10	TWN	10	Paul SHOESMITH	Kawasaki 650 - Ice Valley Motorsave BMW	5:43.352	17.087	94.049	6	7
11	TWN	12	Jamie COWARD	Kawasaki 650	5:45.425	19.160	93.485	4	6
12	TWN	11	Stephen THOMPSON	Kawasaki 650 - Taylor Lyndsey	5:49.081	22.816	92.506	2	3
13	TWN	55	Scott CAMPBELL	Suzuki 650 - Ian Bell Motorcycles	5:52.349	26.084	91.648	6	7
14	TWN	30	Bruce DUNN	Suzuki 650 - JHS Racing	5:52.447	26.182	91.622	5	5
15	TWN	32	Joe PHILLIPS	Kawasaki 650 - McKinsty Racing	5:53.671	27.406	91.305	4	5
16	TWN	113	Ronan PENTONY	Suzuki 650 - RPMcycles.ie	5:54.592	28.327	91.068	6	7
17	TWN	33	Adrian CLARK	Kawasaki 650 - BHR Racing	5:55.023	28.758	90.957	4	5
18	TWN	57	Ian MORRELL	Suzuki 650 - Gordy Hogg	5:55.288	29.023	90.890	6	7
19	TWN	24	David HOWARD	Suzuki 650 - MC Racing	5:55.370	29.105	90.869	5	7
20	TWN	21	Coyles WRIGHT	Kawasaki 650 - Bushmills Inn CW Racing	5:55.990	29.725	90.710	3	3
21	TWN	35	David MADSEN-MYGDAL	Kawasaki 650	5:56.738	30.473	90.520	6	7
22	TWN	60	Mark SHIELDS	Suzuki 650	5:57.902	31.637	90.226	5	7
23	TWN	25	Adam CHILD	Kawasaki 650 - Ken Urwin M/cycles / MCN	6:06.928	40.663	88.006	6	7
24	TWN	27	Dave WALSH	Kawasaki 650 - DRW Racing	6:08.703	42.438	87.583	5	6
25	TWN	42	Reuben McPHEE	Suzuki 650 - Northwest Gas	6:14.717	48.452	86.177	3	6
26	TWN	45	David MATCHETT	Kawasaki 650	6:23.874	57.609	84.121	5	6

Non Qualifiers

TWN	16	John BURROWS	Kawasaki 650 - KBM Racing	5:44.227	17.962	93.810	2	2	1
TWN	22	Lee HILL	Suzuki 650 - JHS Racing	5:50.685	24.420	92.083	5	6	1
TWN	8	Anthony McCOLGAN	Kawasaki 650	6:07.660	41.395	87.831	3	3	1
TWN	50	William DAVISON	Kawasaki 650 - Hill Contracts	6:07.706	41.441	87.820	2	3	1
TWN	51	Malcolm McKINNEY	Suzuki 650 - Castle Engineering	6:18.649	52.384	85.282	4	5	1
TWN	72	Emmet McKNIGHT	Suzuki 650	6:59.678	1:33.413	76.945	2	2	0
TWN	39	Billy CUMMINS	Kawasaki 650	8:44.737	3:18.472	61.539	2	2	0

Provisional result to be confirmed by the Stewards of the Meeting subject to completion of technical inspections & the time limit for protests

Page 1 / 1

Circuit	The Triangle	Signed		Organising Club	Coleraine & District Motor Club
Length(miles)	8.9700 Lap 1 (8.8300)		Chief Timekeeper	Qualifying Started	10:13
Weather	Light Rain, 7°C, 82%RH	Issued At:	11:03		
Track	Wet				



MCUI Ulster
Centre Timing
powered by
e-Laps timing software



2&4
WHEEL MOTORSPORT
STEERING GROUP LTD.

Belfast
Telegraph  **nitec**



www.elaps-timing.com

RELENTLESS International NORTH WEST 200



SUPERTWINS

Supertwins Second Qualifying

Thursday, 17 May 2012

DETAILED RESULT

Qualifying Classification

Position

1 1 Ryan FARQUHAR

TWN Behind

Best Time **5:26.265** Best Speed **98.975** On **6** Gp **a**

Lap	Elapsed Time	Lap Time	Lap Speed
1	6:39.218	6:39.218	79.626
2	12:15.702	5:36.484	95.969
3	17:52.910	5:37.208	95.763
4	27:46.518	9:53.608	54.400
5	33:16.221	5:29.703	97.943
6	38:42.486	5:26.265	98.975
7	45:09.309	6:26.823	83.480

2 99 Jeremy McWILLIAMS

TWN Behind **3.011**

Best Time **5:29.276** Best Speed **98.070** On **5** Gp **a**

Lap	Elapsed Time	Lap Time	Lap Speed
1	6:51.504	6:51.504	77.248
2	12:27.048	5:35.544	96.238
3	18:16.315	5:49.267	92.456
4	27:47.707	9:31.392	56.515
5	33:16.983	5:29.276	98.070
6	38:46.276	5:29.293	98.065

3 17 Simon ANDREWS

TWN Behind **6.168**

Best Time **5:32.433** Best Speed **97.138** On **4** Gp **a**

Lap	Elapsed Time	Lap Time	Lap Speed
1	7:19.540	7:19.540	72.321
2	13:05.234	5:45.694	93.412
3	18:43.664	5:38.430	95.417
4	24:16.097	5:32.433	97.138
5	30:29.255	6:13.158	86.537

4 5 Michael RUTTER

TWN Behind **7.640**

Best Time **5:33.905** Best Speed **96.710** On **4** Gp **a**

Lap	Elapsed Time	Lap Time	Lap Speed
1	7:23.424	7:23.424	71.688
2	13:06.755	5:43.331	94.055
3	18:44.937	5:38.182	95.487
4	24:18.842	5:33.905	96.710
5	30:02.137	5:43.295	94.065
6	45:45.945	15:43.808	34.215

Qualifying Classification

Position

5 13 Adrian ARCHIBALD

TWN Behind **8.192**

Best Time **5:34.457** Best Speed **96.551** On **4** Gp **a**

Lap	Elapsed Time	Lap Time	Lap Speed
1	6:50.721	6:50.721	77.396
2	12:35.051	5:44.330	93.782
3	21:28.181	8:53.130	60.571
4	27:02.638	5:34.457	96.551
5	33:10.443	6:07.805	87.797

6 44 Jamie HAMILTON

TWN Behind **10.697**

Best Time **5:36.962** Best Speed **95.833** On **6** Gp **a**

Lap	Elapsed Time	Lap Time	Lap Speed
1	7:08.759	7:08.759	74.140
2	14:52.566	7:43.807	69.624
3	20:38.190	5:45.624	93.431
4	26:17.581	5:39.391	95.147
5	31:57.587	5:40.006	94.975
6	37:34.549	5:36.962	95.833
7	44:01.077	6:26.528	83.544

7 37 James HILLIER

TWN Behind **14.553**

Best Time **5:40.818** Best Speed **94.749** On **7** Gp **a**

Lap	Elapsed Time	Lap Time	Lap Speed
1	6:48.256	6:48.256	77.863
2	12:38.775	5:50.519	92.126
3	18:27.131	5:48.356	92.698
4	24:12.717	5:45.586	93.441
5	29:57.983	5:45.266	93.528
6	35:39.629	5:41.646	94.519
7	41:20.447	5:40.818	94.749

8 65 Michael SWEENEY

TWN Behind **16.799**

Best Time **5:43.064** Best Speed **94.128** On **4** Gp **a**

Lap	Elapsed Time	Lap Time	Lap Speed
1	8:39.129	8:39.129	61.233
2	15:55.042	7:15.913	74.079
3	21:41.856	5:46.814	93.110
4	27:24.920	5:43.064	94.128
5	43:12.401	15:47.481	34.082

RELENTLESS International NORTH WEST 200



SUPERTWINS

Supertwins Second Qualifying

Thursday, 17 May 2012

DETAILED RESULT

Qualifying Classification

Position

9 2 Ian LOUGHER

TWN Behind 17.084

Best Time **5:43.349** Best Speed **94.050** On 5 Gp a

Lap	Elapsed Time	Lap Time	Lap Speed
1	8:22.564	8:22.564	63.252
2	14:15.902	5:53.338	91.391
3	20:03.790	5:47.888	92.823
4	25:47.929	5:44.139	93.834
5	31:31.278	5:43.349	94.050

10 10 Paul SHOESMITH

TWN Behind 17.087

Best Time **5:43.352** Best Speed **94.049** On 6 Gp a

Lap	Elapsed Time	Lap Time	Lap Speed
1	7:24.902	7:24.902	71.449
2	14:03.015	6:38.113	81.113
3	19:50.887	5:47.872	92.827
4	25:36.486	5:45.599	93.438
5	31:22.190	5:45.704	93.409
6	37:05.542	5:43.352	94.049
7	43:11.075	6:05.533	88.342

11 12 Jamie COWARD

TWN Behind 19.160

Best Time **5:45.425** Best Speed **93.485** On 4 Gp a

Lap	Elapsed Time	Lap Time	Lap Speed
1	7:47.729	7:47.729	67.962
2	13:45.138	5:57.409	90.350
3	19:34.941	5:49.803	92.315
4	25:20.366	5:45.425	93.485
5	31:09.430	5:49.064	92.510
6	42:09.972	11:00.542	48.887

12 11 Stephen THOMPSON

TWN Behind 22.816

Best Time **5:49.081** Best Speed **92.506** On 2 Gp a

Lap	Elapsed Time	Lap Time	Lap Speed
1	23:44.488	23:44.488	22.315
2	29:33.569	5:49.081	92.506
3	35:24.173	5:50.604	92.104

Qualifying Classification

Position

13 55 Scott CAMPBELL

TWN Behind 26.084

Best Time **5:52.349** Best Speed **91.648** On 6 Gp a

Lap	Elapsed Time	Lap Time	Lap Speed
1	8:06.091	8:06.091	65.395
2	14:15.762	6:09.671	87.353
3	20:18.680	6:02.918	88.979
4	26:20.186	6:01.506	89.326
5	33:29.285	7:09.099	75.255
6	39:21.634	5:52.349	91.648
7	46:41.297	7:19.663	73.447

14 30 Bruce DUNN

TWN Behind 26.182

Best Time **5:52.447** Best Speed **91.622** On 5 Gp a

Lap	Elapsed Time	Lap Time	Lap Speed
1	8:29.305	8:29.305	62.414
2	16:52.406	8:23.101	64.186
3	22:49.700	5:57.294	90.379
4	28:42.538	5:52.838	91.521
5	34:34.985	5:52.447	91.622

15 32 Joe PHILLIPS

TWN Behind 27.406

Best Time **5:53.671** Best Speed **91.305** On 4 Gp a

Lap	Elapsed Time	Lap Time	Lap Speed
1	7:28.156	7:28.156	70.931
2	13:37.175	6:09.019	87.508
3	19:39.733	6:02.558	89.067
4	25:33.404	5:53.671	91.305
5	31:36.606	6:03.202	88.909

16 113 Ronan PENTONY

TWN Behind 28.327

Best Time **5:54.592** Best Speed **91.068** On 6 Gp a

Lap	Elapsed Time	Lap Time	Lap Speed
1	8:03.943	8:03.943	65.685
2	14:13.075	6:09.132	87.481
3	20:15.795	6:02.720	89.027
4	26:16.753	6:00.958	89.462
5	32:12.713	5:55.960	90.718
6	38:07.305	5:54.592	91.068
7	45:47.265	7:39.960	70.206

RELENTLESS International NORTH WEST 200



SUPERTWINS

Supertwins Second Qualifying

Thursday, 17 May 2012

DETAILED RESULT

Qualifying Classification

Position

17 33 Adrian CLARK

TWN Behind 28.758

Best Time 5:55.023 Best Speed 90.957 On 4 Gp a

Lap	Elapsed Time	Lap Time	Lap Speed
1	8:30.951	8:30.951	62.213
2	14:34.569	6:03.618	88.807
3	20:33.342	5:58.773	90.007
4	26:28.365	5:55.023	90.957
5	48:31.331	22:02.966	24.409

18 57 Ian MORRELL

TWN Behind 29.023

Best Time 5:55.288 Best Speed 90.890 On 6 Gp a

Lap	Elapsed Time	Lap Time	Lap Speed
1	7:45.577	7:45.577	68.277
2	13:46.646	6:01.069	89.434
3	19:43.252	5:56.606	90.554
4	25:40.278	5:57.026	90.447
5	31:38.186	5:57.908	90.224
6	37:33.474	5:55.288	90.890
7	44:23.162	6:49.688	78.821

19 24 David HOWARD

TWN Behind 29.105

Best Time 5:55.370 Best Speed 90.869 On 5 Gp a

Lap	Elapsed Time	Lap Time	Lap Speed
1	8:42.502	8:42.502	60.838
2	14:56.753	6:14.251	86.284
3	20:59.427	6:02.674	89.039
4	27:01.633	6:02.206	89.154
5	32:57.003	5:55.370	90.869
6	38:54.896	5:57.893	90.228
7	46:51.495	7:56.599	67.755

20 21 Coyles WRIGHT

TWN Behind 29.725

Best Time 5:55.990 Best Speed 90.710 On 3 Gp a

Lap	Elapsed Time	Lap Time	Lap Speed
1	22:16.322	22:16.322	23.788
2	28:14.165	5:57.843	90.241
3	34:10.155	5:55.990	90.710

Qualifying Classification

Position

21 35 David MADSEN-MYGDAL

TWN Behind 30.473

Best Time 5:56.738 Best Speed 90.520 On 6 Gp a

Lap	Elapsed Time	Lap Time	Lap Speed
1	8:53.335	8:53.335	59.602
2	15:02.896	6:09.561	87.379
3	21:06.812	6:03.916	88.735
4	27:10.733	6:03.921	88.734
5	33:12.356	6:01.623	89.297
6	39:09.094	5:56.738	90.520
7	46:32.277	7:23.183	72.864

22 60 Mark SHIELDS

TWN Behind 31.637

Best Time 5:57.902 Best Speed 90.226 On 5 Gp a

Lap	Elapsed Time	Lap Time	Lap Speed
1	9:18.683	9:18.683	56.898
2	15:26.195	6:07.512	87.867
3	21:32.626	6:06.431	88.126
4	27:35.708	6:03.082	88.939
5	33:33.610	5:57.902	90.226
6	39:33.725	6:00.115	89.671
7	46:54.680	7:20.955	73.232

23 25 Adam CHILD

TWN Behind 40.663

Best Time 6:06.928 Best Speed 88.006 On 6 Gp a

Lap	Elapsed Time	Lap Time	Lap Speed
1	7:32.255	7:32.255	70.288
2	13:44.852	6:12.597	86.667
3	19:53.656	6:08.804	87.559
4	26:01.377	6:07.721	87.817
5	32:08.936	6:07.559	87.855
6	38:15.864	6:06.928	88.006
7	45:49.302	7:33.438	71.216

24 27 Dave WALSH

TWN Behind 42.438

Best Time 6:08.703 Best Speed 87.583 On 5 Gp a

Lap	Elapsed Time	Lap Time	Lap Speed
1	8:48.690	8:48.690	60.126
2	15:08.055	6:19.365	85.121
3	21:21.030	6:12.975	86.580
4	31:52.229	10:31.199	51.160
5	38:00.932	6:08.703	87.583
6	45:58.747	7:57.815	67.583

RELENTLESS International NORTH WEST 200



SUPERTWINS

Supertwins Second Qualifying

Thursday, 17 May 2012

DETAILED RESULT

Qualifying Classification

Position

25 42 Reuben McPHEE

TWN Behind 48.452

Best Time 6:14.717 Best Speed 86.177 On 3 Gp a

Lap	Elapsed Time	Lap Time	Lap Speed
1	9:18.097	9:18.097	56.958
2	15:38.358	6:20.261	84.921
3	21:53.075	6:14.717	86.177
4	28:16.471	6:23.396	84.226
5	38:53.888	10:37.417	50.661
6	46:49.162	7:55.274	67.944

26 45 David MATCHETT

TWN Behind 57.609

Best Time 6:23.874 Best Speed 84.121 On 5 Gp a

Lap	Elapsed Time	Lap Time	Lap Speed
1	8:35.669	8:35.669	61.644
2	15:12.432	6:36.763	81.389
3	21:44.494	6:32.062	82.365
4	28:08.400	6:23.906	84.114
5	34:32.274	6:23.874	84.121
6	42:58.700	8:26.426	63.764

Non Qualifiers

Position

16 John BURROWS

TWN Behind 17.962

Best Time 5:44.227 Best Speed 93.810 On 2 Gp a

Lap	Elapsed Time	Lap Time	Lap Speed
1	6:39.635	6:39.635	79.543
2	12:23.862	5:44.227	93.810

22 Lee HILL

TWN Behind 24.420

Best Time 5:50.685 Best Speed 92.083 On 5 Gp a

Lap	Elapsed Time	Lap Time	Lap Speed
1	7:51.756	7:51.756	67.382
2	15:39.210	7:47.454	69.081
3	23:28.741	7:49.531	68.775
4	32:00.192	8:31.451	63.138
5	37:50.877	5:50.685	92.083
6	47:40.130	9:49.253	54.802

Non Qualifiers

Position

8 Anthony McCOLGAN

TWN Behind 41.395

Best Time 6:07.660 Best Speed 87.831 On 3 Gp a

Lap	Elapsed Time	Lap Time	Lap Speed
1	8:02.301	8:02.301	65.909
2	21:54.262	13:51.961	38.814
3	28:01.922	6:07.660	87.831

50 William DAVISON

TWN Behind 41.441

Best Time 6:07.706 Best Speed 87.820 On 2 Gp a

Lap	Elapsed Time	Lap Time	Lap Speed
1	8:06.482	8:06.482	65.343
2	14:14.188	6:07.706	87.820
3	22:58.930	8:44.742	61.539

51 Malcolm McKINNEY

TWN Behind 52.384

Best Time 6:18.649 Best Speed 85.282 On 4 Gp a

Lap	Elapsed Time	Lap Time	Lap Speed
1	8:30.996	8:30.996	62.208
2	15:16.657	6:45.661	79.603
3	31:36.623	16:19.966	32.952
4	37:55.272	6:18.649	85.282
5	47:30.195	9:34.923	56.168

72 Emmet McKNIGHT

TWN Behind 1:33.413

Best Time 6:59.678 Best Speed 76.945 On 2 Gp a

Lap	Elapsed Time	Lap Time	Lap Speed
1	8:51.172	8:51.172	59.845
2	15:50.850	6:59.678	76.945

39 Billy CUMMINS

TWN Behind 3:18.472

Best Time 8:44.737 Best Speed 61.539 On 2 Gp a

Lap	Elapsed Time	Lap Time	Lap Speed
1	9:12.981	9:12.981	57.485
2	17:57.718	8:44.737	61.539

Speed TrapSupertwins 2nd Practice

No.	Name	<u>Lap 1</u>	<u>Lap 2</u>	<u>Lap 3</u>	<u>Lap 4</u>	<u>Lap 5</u>	<u>Lap 6</u>	<u>Lap 7</u>	<u>Lap 8</u>
1	Ryan FARQUHAR		142	141		144	144	142	145
2	Ian LOUGHER		140	141					
5	Michael RUTTER	144	143	144					
8	Anthony McCOLGAN	129		130	132				
10	Paul SHOESMITH	139		140	141		138	138	
11	Stephen THOMPSON			140		138	138		
12	Jamie COWARD			137	136			132	
13	Adrian ARCHIBALD				142				
16	John BURROWS		138		137				
17	Simon ANDREWS	143	142	142	142				
21	Coyles WRIGHT			134			136		
22	Lee HILL					142		143	
24	David HOWARD	133		133	133	131	130		133
25	Adam CHILD	129	127	124	126			124	
27	Dave WALSH		136						
30	Bruce DUNN	128	135	135			136		
32	Joe PHILLIPS		139	139	139				
33	Adrian CLARK	135	133						
35	David MADSEN-MYGDAL	137		137	136	136		136	135
37	James HILLIER			144	142		143	143	
42	Reuben McPHEE	129	135		142	136	134		134
44	Jamie HAMILTON	140	139	140	136	136	139	136	
45	David MATCHETT		119		126		129	128	
50	William DAVISON	143	143	144					
51	Malcolm McKINNEY		131				127		
55	Scott CAMPBELL	132	134	132	133				130
57	Ian MORRELL	139	136	139	139		137	136	
60	Mark SHIELDS	132			132			133	
65	Michael SWEENEY	136	137		137			133	
66	Mark BUCKLEY								125
72	Emmet McKNIGT	125	126						
99	Jeremy McWILLIAMS	140	141	141		145	144	143	145
113	Ronan PENTONY				136	137	129	137	

RELENTLESS International NORTH WEST 200


SUPERTWINS Combined Qualifying



Pos	Class	No	Name	-----Best Time / Qual Laps-----			Overall Best Time / Speed /	
				Session A	Session B		Total Qual Laps	
Qualifying Classification								
1	TWN	13	Adrian ARCHIBALD	5:09.439	3	5:34.457	3	5:09.439 104.357 6
2	TWN	5	Michael RUTTER	5:10.428	3	5:33.905	4	5:10.428 104.024 7
3	TWN	37	James HILLIER	5:10.934	5	5:40.818	6	5:10.934 103.855 11
4	TWN	1	Ryan FARQUHAR	5:10.973	4	5:26.265	5	5:10.973 103.842 9
5	TWN	44	Jamie HAMILTON	5:11.694	4	5:36.962	5	5:11.694 103.602 9
6	TWN	50	William DAVISON	5:18.653	3	6:07.706	1	5:18.653 101.339 4
7	TWN	16	John BURROWS	5:18.876	5	5:44.227	1	5:18.876 101.268 6
8	TWN	17	Simon ANDREWS	5:19.664	3	5:32.433	4	5:19.664 101.019 7
9	TWN	99	Jeremy McWILLIAMS	5:22.161	2	5:29.276	4	5:22.161 100.236 6
10	TWN	65	Michael SWEENEY	5:22.556	1	5:43.064	2	5:22.556 100.113 3
11	TWN	57	Ian MORRELL	5:26.850	3	5:55.288	5	5:26.850 98.798 8
12	TWN	10	Paul SHOESMITH	5:26.989	3	5:43.352	5	5:26.989 98.756 8
13	TWN	55	Scott CAMPBELL	5:29.528	3	5:52.349	4	5:29.528 97.995 7
14	TWN	30	Bruce DUNN	5:29.967	3	5:52.447	3	5:29.967 97.864 6
15	TWN	113	Ronan PENTONY	5:30.063	3	5:54.592	5	5:30.063 97.836 8
16	TWN	12	Jamie COWARD	5:30.505	3	5:45.425	4	5:30.505 97.705 7
17	TWN	11	Stephen THOMPSON	5:30.603	2	5:49.081	2	5:30.603 97.676 4
18	TWN	32	Joe PHILLIPS	5:30.975	1	5:53.671	4	5:30.975 97.566 5
19	TWN	33	Adrian CLARK	5:31.540	3	5:55.023	3	5:31.540 97.400 6
20	TWN	21	Coyles WRIGHT	5:32.657	2	5:55.990	2	5:32.657 97.073 4
21	TWN	36	John BARTON	5:36.429	3	-----		5:36.429 95.985 3
22	TWN	8	Anthony McCOLGAN	5:36.872	3	6:07.660	1	5:36.872 95.858 4
23	TWN	22	Lee HILL	5:37.053	2	5:50.685	1	5:37.053 95.807 3
24	TWN	35	David MADSEN-MYGDAL	5:39.120	3	5:56.738	5	5:39.120 95.223 8
25	TWN	27	Dave WALSH	5:39.426	3	6:08.703	3	5:39.426 95.137 6
26	TWN	42	Reuben McPHEE	5:40.243	3	6:14.717	3	5:40.243 94.909 6
27	TWN	24	David HOWARD	5:41.359	3	5:55.370	5	5:41.359 94.598 8
28	TWN	25	Adam CHILD	5:42.928	3	6:06.928	5	5:42.928 94.166 8
29	TWN	2	Ian LOUGHER	6:11.284	0	5:43.349	4	5:43.349 94.050 4
30	TWN	51	Malcolm McKINNEY	5:43.712	2	6:18.649	1	5:43.712 93.951 3
31	TWN	72	Emmet McKNIGHT	5:47.811	3	6:59.678	0	5:47.811 92.844 3
32	TWN	39	Billy CUMMINS	5:49.587	3	8:44.737	0	5:49.587 92.372 3
33	TWN	60	Mark SHIELDS	5:49.705	3	5:57.902	5	5:49.705 92.341 8
34	TWN	45	David MATCHETT	6:04.024	2	6:23.874	2	6:04.024 88.708 4

Provisional result to be confirmed by the Stewards of the Meeting subject to completion of technical inspections & the time limit for protests

Page 1 / 1

Circuit	The Triangle	Signed	Organising Club
Length(miles)	8.9700 Lap 1 (8.8300)	 Chief Timekeeper	Coleraine & District Motor Club
Weather		Issued At:	
Track			



MCUI Ulster
Centre Timing
powered by
e-Laps timing software



2&4
WHEEL MOTORSPORT
STEERING GROUP LTD.

Belfast
Telegraph  **nitec**



www.elaps-timing.com

[]

[]

[]

[]

[]

[]

**32
PHILLIPS**

**11
THOMPSON**

**12
COWARD**

ROW 6

**113
PENTONY**

**30
DUNN**

**55
CAMPBELL**

ROW 5

**10
SHOESMITH**

**57
MORRELL**

**65
SWEENEY**

ROW 4

**99
McWILLIAMS**

**17
ANDREWS**

**16
BURROWS**

ROW 3

**50
DAVISON**

**44
HAMILTON**

**1
FARQUHAR**

ROW 2

**37
HILLIER**

**5
RUTTER**

**13
ARCHIBALD**

ROW 1

POLE



VAUXHALL SUPERTWINS



VAUXHALL

RACE NUMBER:

2

GROUP: B

[Empty box]

[Empty box]

[Empty box]

[Empty box]

[Empty box]

[Empty box]

[Empty box]

[Empty box]

**45
MATCHETT**

ROW 12

**60
SHIELDS**

**39
CUMMINS**

**72
McKNIGHT**

ROW 11

**51
McKINNEY**

**2
LOUGHER**

**25
CHILD**

ROW 10

**24
HOWARD**

**42
McPHEE**

**27
WALSH**

ROW 9

**35
MADSEN-
MYGDAL**

**22
HILL**

**8
McCOLGAN**

ROW 8

**36
BARTON**

**21
WRIGHT**

**33
CLARK**

ROW 7

RELENTLESS International NORTH WEST 200

SUPERTWINS

Race 2 - Vauxhall Supertwins

Thursday, 17 May 2012



-----Best Lap-----
Pos Class No Name Machine / Sponsor Gp Laps Total Time Behind Speed Time Speed On

Race Classification

1	TWN	1	Ryan FARQUHAR	Kawasaki 650 - KMR Kawasaki	a	4	21:23.294		100.261	5:21.356	100.487	2
2	TWN	99	Jeremy McWILLIAMS	Kawasaki 650 - KMR Kawasaki	a	4	21:26.234	2.940	100.032	5:21.605	100.409	4
3	TWN	5	Michael RUTTER	Kawasaki 650 - KMR Kawasaki	a	4	21:26.848	3.554	99.984	5:18.871	101.270	4
4	TWN	37	James HILLIER	Kawasaki 650 - Pr1mo Bournemouth	a	4	21:27.564	4.270	99.928	5:19.293	101.136	4
5	TWN	13	Adrian ARCHIBALD	Kawasaki 650 - McKinsty Racing	a	4	21:27.862	4.568	99.905	5:22.326	100.184	2
6	TWN	44	Jamie HAMILTON	Kawasaki 650 - KMR Kawasaki	a	4	21:55.791	32.497	97.785	5:25.281	99.274	2
7	TWN	2	Ian LOUGHER	Kawasaki 650 - Stewart Smith Racing	b	4	21:56.475	33.181	97.734	5:27.861	98.493	4
8	TWN	65	Michael SWEENEY	Suzuki 650 - Kiely Heating Racing	a	4	21:57.645	34.351	97.647	5:28.904	98.181	2
9	TWN	50	William DAVISON	Kawasaki 650 - Hill Contracts	a	4	21:57.757	34.463	97.639	5:30.835	97.608	2
10	TWN	17	Simon ANDREWS	Kawasaki 650 - Ice Valley Motorsave BMW	a	4	22:00.748	37.454	97.418	5:29.619	97.968	3
11	TWN	12	Jamie COWARD	Kawasaki 650	a	4	22:24.809	1:01.515	95.675	5:32.544	97.106	3
12	TWN	11	Stephen THOMPSON	Kawasaki 650 - Taylor Lyndsey	a	4	22:28.117	1:04.823	95.440	5:36.216	96.045	4
13	TWN	10	Paul SHOESMITH	Kawasaki 650 - Ice Valley Motorsave BMW	a	4	22:36.439	1:13.145	94.854	5:38.550	95.383	3
14	TWN	57	Ian MORRELL	Suzuki 650 - Gordy Hogg	a	4	22:37.204	1:13.910	94.801	5:39.947	94.991	3
15	TWN	113	Ronan PENTONY	Suzuki 650 - RPMcycles.ie	a	4	22:43.424	1:20.130	94.368	5:42.030	94.413	3
16	TWN	32	Joe PHILLIPS	Kawasaki 650 - McKinsty Racing	a	4	22:50.274	1:26.980	93.897	5:42.314	94.334	3
17	TWN	22	Lee HILL	Suzuki 650 - JHS Racing	b	4	23:05.678	1:42.384	92.853	5:44.756	93.666	4
18	TWN	8	Anthony McCOLGAN	Kawasaki 650	b	4	23:19.957	1:56.663	91.906	5:50.266	92.193	4
19	TWN	35	David MADSEN-MYGDAL	Kawasaki 650	b	4	23:21.706	1:58.412	91.791	5:49.859	92.300	2
20	TWN	33	Adrian CLARK	Kawasaki 650 - BHR Racing	b	4	23:22.191	1:58.897	91.759	5:49.758	92.327	2
21	TWN	21	Coyles WRIGHT	Kawasaki 650 - Bushmills Inn CW Racing	b	4	23:22.433	1:59.139	91.743	5:42.952	94.159	4
22	TWN	27	Dave WALSH	Kawasaki 650 - DRW Racing	b	4	23:24.986	2:01.692	91.577	5:51.708	91.815	3
23	TWN	60	Mark SHIELDS	Suzuki 650	b	4	23:42.185	2:18.891	90.469	5:54.120	91.189	3
24	TWN	25	Adam CHILD	Kawasaki 650 - Ken Urwin M/cycles / MCN	b	4	24:19.756	2:56.462	88.141	6:03.349	88.873	2
25	TWN	39	Billy CUMMINS	Kawasaki 650	b	4	25:02.155	3:38.861	85.653	6:09.776	87.329	2
26	TWN	45	David MATCHETT	Kawasaki 650	b	4	25:08.912	3:45.618	85.269	6:17.424	85.559	4

Fastest Lap / New Lap Record 101.270 mph


TWN	5	Michael RUTTER	Kawasaki 650 - KMR Kawasaki	a						5:18.871	101.270	4
-----	---	----------------	-----------------------------	---	--	--	--	--	--	----------	---------	---

Not Classified

DNF	TWN	55	Scott CAMPBELL	Suzuki 650 - Ian Bell Motorcycles	a	2	11:19.453	2 Laps	94.311	5:42.483	94.288	2
DNF	TWN	42	Reuben McPHEE	Suzuki 650 - Northwest Gas	b	2	11:42.778	23.325	91.181	5:53.652	91.310	2
DNF	TWN	24	David HOWARD	Suzuki 650 - MC Racing	b	1	5:51.277	3 Laps	90.493	5:51.277	90.493	1
DNF	TWN	72	Emmet McKNIGHT	Suzuki 650	b	1	6:58.282	1:07.005	75.997	6:58.282	75.997	1

Provisional result to be confirmed by the Stewards of the Meeting subject to completion of technical inspections & the time limit for protests

Page 1 / 1

Circuit	The Triangle	Signed		Organising Club	Coleraine & District Motor C
Length(miles)	8.9700 Lap 1 (8.8300)		Chief Timekeeper	Race Started	19:28
Weather	Cloudy, 9°C,78%RH	Issued At:	19:56	Gp Time Diff - b	40.81
Track	Damp				



MCUI Ulster
Centre Timing
powered by
e-Laps timing software



2&4
WHEEL MOTORSPORT
STEERING GROUP LTD.

Belfast
Telegraph  **nitec**



www.elaps-timing.com

RELENTLESS International NORTH WEST 200



SUPERTWINS

Race 2 - Vauxhall Supertwins

Thursday, 17 May 2012

DETAILED RESULT

Race Classification

1 1 Ryan FARQUHAR

Total Time **21:23.294** Avg Speed **100.261** Behind
Best Time **5:21.356** Best Speed **100.487** On **2** Gp **a**

Lap	Elapsed Time	Lap Time	Lap Speed
1	5:17.000	5:17.000	100.278
2	10:38.356	5:21.356	100.487
3	16:00.105	5:21.749	100.364
4	21:23.294	5:23.189	99.917

2 99 Jeremy McWILLIAMS

Total Time **21:26.234** Avg Speed **100.032** Behind **2.940**
Best Time **5:21.605** Best Speed **100.409** On **4** Gp **a**

Lap	Elapsed Time	Lap Time	Lap Speed
1	5:18.990	5:18.990	99.652
2	10:41.257	5:22.267	100.203
3	16:04.629	5:23.372	99.860
4	21:26.234	5:21.605	100.409

3 5 Michael RUTTER

Total Time **21:26.848** Avg Speed **99.984** Behind **3.554**
Best Time **5:18.871** Best Speed **101.270** On **4** Gp **a**

Lap	Elapsed Time	Lap Time	Lap Speed
1	5:23.026	5:23.026	98.407
2	10:46.729	5:23.703	99.758
3	16:07.977	5:21.248	100.520
4	21:26.848	5:18.871	101.270

4 37 James HILLIER

Total Time **21:27.564** Avg Speed **99.928** Behind **4.270**
Best Time **5:19.293** Best Speed **101.136** On **4** Gp **a**

Lap	Elapsed Time	Lap Time	Lap Speed
1	5:21.862	5:21.862	98.763
2	10:46.064	5:24.202	99.605
3	16:08.271	5:22.207	100.221
4	21:27.564	5:19.293	101.136

5 13 Adrian ARCHIBALD

Total Time **21:27.862** Avg Speed **99.905** Behind **4.568**
Best Time **5:22.326** Best Speed **100.184** On **2** Gp **a**

Lap	Elapsed Time	Lap Time	Lap Speed
1	5:19.342	5:19.342	99.542
2	10:41.668	5:22.326	100.184
3	16:04.866	5:23.198	99.914
4	21:27.862	5:22.996	99.976

Race Classification

6 44 Jamie HAMILTON

Total Time **21:55.791** Avg Speed **97.785** Behind **32.497**
Best Time **5:25.281** Best Speed **99.274** On **2** Gp **a**

Lap	Elapsed Time	Lap Time	Lap Speed
1	5:22.511	5:22.511	98.564
2	10:47.792	5:25.281	99.274
3	16:21.373	5:33.581	96.804
4	21:55.791	5:34.418	96.562

7 2 Ian LOUGHER

Total Time **21:56.475** Avg Speed **97.734** Behind **33.181**
Best Time **5:27.861** Best Speed **98.493** On **4** Gp **b**

Lap	Elapsed Time	Lap Time	Lap Speed
1	5:28.941	5:28.941	96.637
2	10:58.460	5:29.519	97.997
3	16:28.614	5:30.154	97.809
4	21:56.475	5:27.861	98.493

8 65 Michael SWEENEY

Total Time **21:57.645** Avg Speed **97.647** Behind **34.351**
Best Time **5:28.904** Best Speed **98.181** On **2** Gp **a**

Lap	Elapsed Time	Lap Time	Lap Speed
1	5:27.501	5:27.501	97.062
2	10:56.405	5:28.904	98.181
3	16:27.704	5:31.299	97.471
4	21:57.645	5:29.941	97.872

9 50 William DAVISON

Total Time **21:57.757** Avg Speed **97.639** Behind **34.463**
Best Time **5:30.835** Best Speed **97.608** On **2** Gp **a**

Lap	Elapsed Time	Lap Time	Lap Speed
1	5:24.946	5:24.946	97.825
2	10:55.781	5:30.835	97.608
3	16:26.882	5:31.101	97.529
4	21:57.757	5:30.875	97.596

10 17 Simon ANDREWS

Total Time **22:00.748** Avg Speed **97.418** Behind **37.454**
Best Time **5:29.619** Best Speed **97.968** On **3** Gp **a**

Lap	Elapsed Time	Lap Time	Lap Speed
1	5:28.123	5:28.123	96.878
2	10:58.912	5:30.789	97.621
3	16:28.531	5:29.619	97.968
4	22:00.748	5:32.217	97.202



MCUI Ulster
Centre Timing
powered by
e-Laps timing software

www.elaps-timing.com



2&4
WHEEL MOTORSPORT
STEERING GROUP LTD.

Belfast
Telegraph



nitec



SAFETY
HEALTH
ENVIRONMENT
QUALITY

SHEOpoint.com

RELENTLESS International NORTH WEST 200



SUPERTWINS

Race 2 - Vauxhall Supertwins

Thursday, 17 May 2012

DETAILED RESULT

Race Classification

11 12 Jamie COWARD

Total Time **22:24.809** Avg Speed **95.675** Behind **1:01.515**
 Best Time **5:32.544** Best Speed **97.106** On **3** Gp **a**

Lap	Elapsed Time	Lap Time	Lap Speed
1	5:38.885	5:38.885	93.802
2	11:18.569	5:39.684	95.065
3	16:51.113	5:32.544	97.106
4	22:24.809	5:33.696	96.771

12 11 Stephen THOMPSON

Total Time **22:28.117** Avg Speed **95.440** Behind **1:04.823**
 Best Time **5:36.216** Best Speed **96.045** On **4** Gp **a**

Lap	Elapsed Time	Lap Time	Lap Speed
1	5:35.880	5:35.880	94.641
2	11:14.397	5:38.517	95.393
3	16:51.901	5:37.504	95.679
4	22:28.117	5:36.216	96.045

13 10 Paul SHOESMITH

Total Time **22:36.439** Avg Speed **94.854** Behind **1:13.145**
 Best Time **5:38.550** Best Speed **95.383** On **3** Gp **a**

Lap	Elapsed Time	Lap Time	Lap Speed
1	5:37.312	5:37.312	94.239
2	11:18.853	5:41.541	94.548
3	16:57.403	5:38.550	95.383
4	22:36.439	5:39.036	95.247

14 57 Ian MORRELL

Total Time **22:37.204** Avg Speed **94.801** Behind **1:13.910**
 Best Time **5:39.947** Best Speed **94.991** On **3** Gp **a**

Lap	Elapsed Time	Lap Time	Lap Speed
1	5:35.154	5:35.154	94.846
2	11:17.233	5:42.079	94.399
3	16:57.180	5:39.947	94.991
4	22:37.204	5:40.024	94.970

15 113 Ronan PENTONY

Total Time **22:43.424** Avg Speed **94.368** Behind **1:20.130**
 Best Time **5:42.030** Best Speed **94.413** On **3** Gp **a**

Lap	Elapsed Time	Lap Time	Lap Speed
1	5:35.640	5:35.640	94.709
2	11:18.357	5:42.717	94.224
3	17:00.387	5:42.030	94.413
4	22:43.424	5:43.037	94.136

Race Classification

16 32 Joe PHILLIPS

Total Time **22:50.274** Avg Speed **93.897** Behind **1:26.980**
 Best Time **5:42.314** Best Speed **94.334** On **3** Gp **a**

Lap	Elapsed Time	Lap Time	Lap Speed
1	5:38.751	5:38.751	93.839
2	11:22.670	5:43.919	93.894
3	17:04.984	5:42.314	94.334
4	22:50.274	5:45.290	93.521

17 22 Lee HILL

Total Time **23:05.678** Avg Speed **92.853** Behind **1:42.384**
 Best Time **5:44.756** Best Speed **93.666** On **4** Gp **b**

Lap	Elapsed Time	Lap Time	Lap Speed
1	5:40.307	5:40.307	93.410
2	11:31.200	5:50.893	92.028
3	17:20.922	5:49.722	92.336
4	23:05.678	5:44.756	93.666

18 8 Anthony McCOLGAN

Total Time **23:19.957** Avg Speed **91.906** Behind **1:56.663**
 Best Time **5:50.266** Best Speed **92.193** On **4** Gp **b**

Lap	Elapsed Time	Lap Time	Lap Speed
1	5:46.530	5:46.530	91.732
2	11:37.628	5:51.098	91.974
3	17:29.691	5:52.063	91.722
4	23:19.957	5:50.266	92.193

19 35 David MADSEN-MYGDAL

Total Time **23:21.706** Avg Speed **91.791** Behind **1:58.412**
 Best Time **5:49.859** Best Speed **92.300** On **2** Gp **b**

Lap	Elapsed Time	Lap Time	Lap Speed
1	5:49.527	5:49.527	90.946
2	11:39.386	5:49.859	92.300
3	17:30.390	5:51.004	91.999
4	23:21.706	5:51.316	91.917

20 33 Adrian CLARK

Total Time **23:22.191** Avg Speed **91.759** Behind **1:58.897**
 Best Time **5:49.758** Best Speed **92.327** On **2** Gp **b**

Lap	Elapsed Time	Lap Time	Lap Speed
1	5:47.041	5:47.041	91.597
2	11:36.799	5:49.758	92.327
3	17:29.398	5:52.599	91.583
4	23:22.191	5:52.793	91.532

RELENTLESS International NORTH WEST 200



SUPERTWINS

Race 2 - Vauxhall Supertwins

Thursday, 17 May 2012

DETAILED RESULT

Race Classification

21 21 Coyles WRIGHT

Total Time **23:22.433** Avg Speed **91.743** Behind **1:59.139**
Best Time **5:42.952** Best Speed **94.159** On **4** Gp **b**

Lap	Elapsed Time	Lap Time	Lap Speed
1	5:44.572	5:44.572	92.254
2	11:52.781	6:08.209	87.700
3	17:39.481	5:46.700	93.141
4	23:22.433	5:42.952	94.159

22 27 Dave WALSH

Total Time **23:24.986** Avg Speed **91.577** Behind **2:01.692**
Best Time **5:51.708** Best Speed **91.815** On **3** Gp **b**

Lap	Elapsed Time	Lap Time	Lap Speed
1	5:47.832	5:47.832	91.389
2	11:39.813	5:51.981	91.744
3	17:31.521	5:51.708	91.815
4	23:24.986	5:53.465	91.358

23 60 Mark SHIELDS

Total Time **23:42.185** Avg Speed **90.469** Behind **2:18.891**
Best Time **5:54.120** Best Speed **91.189** On **3** Gp **b**

Lap	Elapsed Time	Lap Time	Lap Speed
1	5:57.165	5:57.165	89.001
2	11:52.346	5:55.181	90.917
3	17:46.466	5:54.120	91.189
4	23:42.185	5:55.719	90.780

24 25 Adam CHILD

Total Time **24:19.756** Avg Speed **88.141** Behind **2:56.462**
Best Time **6:03.349** Best Speed **88.873** On **2** Gp **b**

Lap	Elapsed Time	Lap Time	Lap Speed
1	6:02.175	6:02.175	87.770
2	12:05.524	6:03.349	88.873
3	18:11.454	6:05.930	88.246
4	24:19.756	6:08.302	87.678

25 39 Billy CUMMINS

Total Time **25:02.155** Avg Speed **85.653** Behind **3:38.861**
Best Time **6:09.776** Best Speed **87.329** On **2** Gp **b**

Lap	Elapsed Time	Lap Time	Lap Speed
1	6:07.002	6:07.002	86.615
2	12:16.778	6:09.776	87.329
3	18:39.180	6:22.402	84.445
4	25:02.155	6:22.975	84.319

Race Classification

26 45 David MATCHETT

Total Time **25:08.912** Avg Speed **85.269** Behind **3:45.618**
Best Time **6:17.424** Best Speed **85.559** On **4** Gp **b**

Lap	Elapsed Time	Lap Time	Lap Speed
1	6:13.520	6:13.520	85.104
2	12:32.277	6:18.757	85.258
3	18:51.488	6:19.211	85.156
4	25:08.912	6:17.424	85.559

Not Classified

DNF 55 Scott CAMPBELL

Total Time **11:19.453** Avg Speed **94.311** Behind **2 Laps**
Best Time **5:42.483** Best Speed **94.288** On **2** Gp **a**

Lap	Elapsed Time	Lap Time	Lap Speed
1	5:36.970	5:36.970	94.335
2	11:19.453	5:42.483	94.288

DNF 42 Reuben McPHEE

Total Time **11:42.778** Avg Speed **91.181** Behind **23.325**
Best Time **5:53.652** Best Speed **91.310** On **2** Gp **b**

Lap	Elapsed Time	Lap Time	Lap Speed
1	5:49.126	5:49.126	91.050
2	11:42.778	5:53.652	91.310

DNF 24 David HOWARD

Total Time **5:51.277** Avg Speed **90.493** Behind **3 Laps**
Best Time **5:51.277** Best Speed **90.493** On **1** Gp **b**

Lap	Elapsed Time	Lap Time	Lap Speed
1	5:51.277	5:51.277	90.493

DNF 72 Emmet McKNIGHT

Total Time **6:58.282** Avg Speed **75.997** Behind **1:07.005**
Best Time **6:58.282** Best Speed **75.997** On **1** Gp **b**

Lap	Elapsed Time	Lap Time	Lap Speed
1	6:58.282	6:58.282	75.997

RELENTLESS International NORTH WEST 200

SUPERTWINS

Race 2 - Vauxhall Supertwins

LAP CHART



1					2					3				
No	Name	G	Elapsed Time	Lap Time	No	Name	G	Elapsed Time	Lap Time	No	Name	G	Elapsed Time	Lap Time
1	Ryan FARQUHAR	a	5:17.000	5:17.000	1	Ryan FARQUHAR	a	10:38.356	5:21.356	1	Ryan FARQUHAR	a	16:00.105	5:21.749
99	Jeremy McWILLIAMS	a	5:18.990	5:18.990	99	Jeremy McWILLIAMS	a	10:41.257	5:22.267	99	Jeremy McWILLIAMS	a	16:04.629	5:23.372
13	Adrian ARCHIBALD	a	5:19.342	5:19.342	13	Adrian ARCHIBALD	a	10:41.668	5:22.326	13	Adrian ARCHIBALD	a	16:04.866	5:23.198
37	James HILLIER	a	5:21.862	5:21.862	37	James HILLIER	a	10:46.064	5:24.202	5	Michael RUTTER	a	16:07.977	5:21.248
44	Jamie HAMILTON	a	5:22.511	5:22.511	5	Michael RUTTER	a	10:46.729	5:23.703	37	James HILLIER	a	16:08.271	5:22.207
5	Michael RUTTER	a	5:23.026	5:23.026	44	Jamie HAMILTON	a	10:47.792	5:25.281	44	Jamie HAMILTON	a	16:21.373	5:33.581
50	William DAVISON	a	5:24.946	5:24.946	50	William DAVISON	a	10:55.781	5:30.835	50	William DAVISON	a	16:26.882	5:31.101
65	Michael SWEENEY	a	5:27.501	5:27.501	65	Michael SWEENEY	a	10:56.405	5:28.904	65	Michael SWEENEY	a	16:27.704	5:31.299
17	Simon ANDREWS	a	5:28.123	5:28.123	2	Ian LOUGHER	b	10:58.460	5:29.519	17	Simon ANDREWS	a	16:28.531	5:29.619
2	Ian LOUGHER	b	5:28.941	5:28.941	17	Simon ANDREWS	a	10:58.912	5:30.789	2	Ian LOUGHER	b	16:28.614	5:30.154
57	Ian MORRELL	a	5:35.154	5:35.154	11	Stephen THOMPSON	a	11:14.397	5:38.517	12	Jamie COWARD	a	16:51.113	5:32.544
113	Ronan PENTONY	a	5:35.640	5:35.640	57	Ian MORRELL	a	11:17.233	5:42.079	11	Stephen THOMPSON	a	16:51.901	5:37.504
11	Stephen THOMPSON	a	5:35.880	5:35.880	113	Ronan PENTONY	a	11:18.357	5:42.717	57	Ian MORRELL	a	16:57.180	5:39.947
55	Scott CAMPBELL	a	5:36.970	5:36.970	12	Jamie COWARD	a	11:18.569	5:39.684	10	Paul SHOESMITH	a	16:57.403	5:38.550
10	Paul SHOESMITH	a	5:37.312	5:37.312	10	Paul SHOESMITH	a	11:18.853	5:41.541	113	Ronan PENTONY	a	17:00.387	5:42.030
32	Joe PHILLIPS	a	5:38.751	5:38.751	55	Scott CAMPBELL	a	11:19.453	5:42.483	32	Joe PHILLIPS	a	17:04.984	5:42.314
12	Jamie COWARD	a	5:38.885	5:38.885	32	Joe PHILLIPS	a	11:22.670	5:43.919	22	Lee HILL	b	17:20.922	5:49.722
22	Lee HILL	b	5:40.307	5:40.307	22	Lee HILL	b	11:31.200	5:50.893	33	Adrian CLARK	b	17:29.398	5:52.599
21	Coyles WRIGHT	b	5:44.572	5:44.572	33	Adrian CLARK	b	11:36.799	5:49.758	8	Anthony McCOLGAN	b	17:29.691	5:52.063
8	Anthony McCOLGAN	b	5:46.530	5:46.530	8	Anthony McCOLGAN	b	11:37.628	5:51.098	35	David MADSEN-MYGDAL	b	17:30.390	5:51.004
33	Adrian CLARK	b	5:47.041	5:47.041	35	David MADSEN-MYGDAL	b	11:39.386	5:49.859	27	Dave WALSH	b	17:31.521	5:51.708
27	Dave WALSH	b	5:47.832	5:47.832	27	Dave WALSH	b	11:39.813	5:51.981	21	Coyles WRIGHT	b	17:39.481	5:46.700
42	Reuben McPHEE	b	5:49.126	5:49.126	42	Reuben McPHEE	b	11:42.778	5:53.652	60	Mark SHIELDS	b	17:46.466	5:54.120
35	David MADSEN-MYGDAL	b	5:49.527	5:49.527	60	Mark SHIELDS	b	11:52.346	5:55.181	25	Adam CHILD	b	18:11.454	6:05.930
24	David HOWARD	b	5:51.277	5:51.277	21	Coyles WRIGHT	b	11:52.781	6:08.209	39	Billy CUMMINS	b	18:39.180	6:22.402
60	Mark SHIELDS	b	5:57.165	5:57.165	25	Adam CHILD	b	12:05.524	6:03.349	45	David MATCHETT	b	18:51.488	6:19.211
25	Adam CHILD	b	6:02.175	6:02.175	39	Billy CUMMINS	b	12:16.778	6:09.776					
39	Billy CUMMINS	b	6:07.002	6:07.002	45	David MATCHETT	b	12:32.277	6:18.757					
45	David MATCHETT	b	6:13.520	6:13.520										
72	Emmet McKNIGHT	b	6:58.282	6:58.282										



4

No	Name	G	Elapsed Time	Lap Time
1	Ryan FARQUHAR	a	21:23.294	5:23.189
99	Jeremy McWILLIAMS	a	21:26.234	5:21.605
5	Michael RUTTER	a	21:26.848	5:18.871
37	James HILLIER	a	21:27.564	5:19.293
13	Adrian ARCHIBALD	a	21:27.862	5:22.996
44	Jamie HAMILTON	a	21:55.791	5:34.418
2	Ian LOUGHER	b	21:56.475	5:27.861
65	Michael SWEENEY	a	21:57.645	5:29.941
50	William DAVISON	a	21:57.757	5:30.875
17	Simon ANDREWS	a	22:00.748	5:32.217
12	Jamie COWARD	a	22:24.809	5:33.696
11	Stephen THOMPSON	a	22:28.117	5:36.216
10	Paul SHOESMITH	a	22:36.439	5:39.036
57	Ian MORRELL	a	22:37.204	5:40.024
113	Ronan PENTONY	a	22:43.424	5:43.037
32	Joe PHILLIPS	a	22:50.274	5:45.290
22	Lee HILL	b	23:05.678	5:44.756
8	Anthony McCOLGAN	b	23:19.957	5:50.266
35	David MADSEN-MYGDAL	b	23:21.706	5:51.316
33	Adrian CLARK	b	23:22.191	5:52.793
21	Coyles WRIGHT	b	23:22.433	5:42.952
27	Dave WALSH	b	23:24.986	5:53.465
60	Mark SHIELDS	b	23:42.185	5:55.719
25	Adam CHILD	b	24:19.756	6:08.302
39	Billy CUMMINS	b	25:02.155	6:22.975
45	David MATCHETT	b	25:08.912	6:17.424

Speed TrapSupertwins Race

<u>No.</u>	<u>Name</u>	<u>Lap 1</u>	<u>Lap 2</u>	<u>Lap 3</u>	<u>Lap 4</u>
1	Ryan FARQUHAR	149	142	142	142
2	Ian LOUGHER	142	140		143
8	Anthony McCOLGAN	138		136	
11	Stephen THOMPSON				139
12	Jamie COWARD		142		140
13	Adrian ARCHIBALD			140	
17	Simon ANDREWS		143	139	142
21	Coyles WRIGHT			128	138
22	Lee HILL		142	142	139
25	Adam CHILD	140	138	128	128
32	Joe PHILLIPS			137	139
33	Adrian CLARK			139	
35	David MADSEN-MYGDAL				138
37	James HILLIER			148	
39	Billy CUMMINS			136	133
42	Reuben McPHEE			139	
44	Jamie HAMILTON			137	
45	David MATCHETT	128	126	128	133
50	William DAVISON		145		144
57	Ian MORRELL		144	137	
99	Jeremy McWILLIAMS		142	140	
113	Ronan PENTONY			137	135