



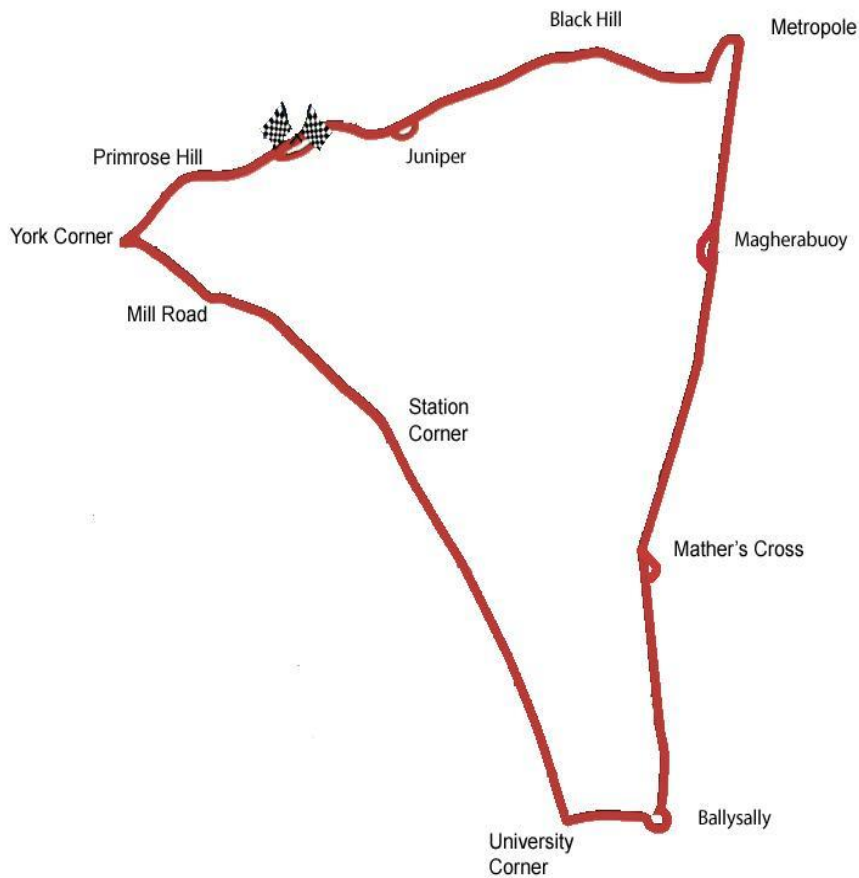
TUESDAY 15th – SATURDAY 19th MAY 2012

promoted by
Coleraine & District Motor Club
www.northwest200.org



Charity reg. nos 208701 and SC039284

The Triangle Circuit 8.970 miles



LAP RECORDS

Class	Rider	Machine	m s	mph	Year
Supertwins	to be established				
Supersport	Keith Amor	Honda	4 37.591	116.329	2010
Superstock	Michael Rutter	BMW	4 30.027	119.588	2010
Superbike	Alastair Seeley	Suzuki	4 24.960	121.875	2010

MOST WINS at NORTH WEST 200

Robert Dunlop	15	1986 - 06	(125 - 5, 250 - 4, 350 - 1, SBK - 5)
Joey Dunlop	13	1979 - 88	(250 - 1, 500 - 1, P750 - 2, SBK - 9)
Michael Rutter	12	1997 - 08	(SSP - 2, P1000 - 1, SBK - 9)
Phillip McCallen	11	1991 - 97	(250 - 2, 400 - 1, SSP - 4, SBK - 4)
Tony Rutter	9	1973 - 82	(250 - 2, 350 - 5, 500 - 1, SBK - 1)
Bruce Anstey	9	2002 - 07	(SSP - 4, P1000/STK - 4, SBK - 1)
Ian Lougher	8	1991 - 05	(125 - 5, 250 - 1, SSP - 1, STK - 1)
Steve Plater	8	2006 - 09	(SSP - 2, SBK - 6)
Steven Cull	6	1980 - 88	(250 - 3, 350 - 1, SBK - 2)
Arthur Wheeler	5	1951 - 62	(250 - 5)
Tommy Robb	5	1959 - 65	(125 - 1, 250 - 4)
John Williams	5	1974 - 77	(350 - 1, 500 - 2, SBK - 2)
Mick Grant	5	1975 - 82	(500 - 2, SBK - 3)
Woolsey Coulter	5	1989 - 98	(250 - 5)
Ian Simpson	5	1995 - 98	(SSP - 1, P1000 - 1, SBK - 3)
John McGuinness	5	2000 - 10	(250 - 1, 400 - 1, SSP - 1, SBK - 2)
Alastair Seeley	5	2008 - 11	(SSP - 2, STK - 2, SBK - 1)

RELENTLESS International NORTH WEST 200

SUPERSTOCK

Superstock Second Qualifying

Thursday, 17 May 2012



Qualifying Time

5:51.042

Qualifying Speed

91.989


Pos	Class	No	Name	Machine / Sponsor	Time	Best Lap Behind	Speed	On	Total Laps	Qualifying Laps
1	STK	1	Michael RUTTER	Kawasaki - Bathams Kawasaki	4:56.232		109.009	6	7	5
2	STK	5	Bruce ANSTEY	Honda - Padgett's MMCG Racing	4:56.891	0.659	108.767	6	6	4
3	STK	3	Michael DUNLOP	Kawasaki - Ard Na Mara/McAdoo Racing	4:57.796	1.564	108.437	8	8	5
4	STK	34	Alastair SEELEY	Suzuki - Tyco Suzuki by TAS Racing	4:58.737	2.505	108.095	5	7	5
5	STK	10	Conor CUMMINS	Suzuki - Tyco Suzuki by TAS Racing	4:59.761	3.529	107.726	6	7	5
6	STK	12	Guy MARTIN	Suzuki - Tyco Suzuki by TAS Racing	5:00.898	4.666	107.319	8	8	7
7	STK	4	John McGUINNESS	Honda - Padgett's MMCG Racing	5:01.640	5.408	107.055	3	4	3
8	STK	6	William DUNLOP	Honda - Wilson Craig Racing	5:02.522	6.290	106.743	7	8	6
9	STK	58	Stefano BONETTI	Kawasaki - Speed Motor	5:02.563	6.331	106.728	6	8	6
10	STK	7	Gary JOHNSON	Honda - Honda TT legends	5:02.639	6.407	106.701	6	7	6
11	STK	2	Ian LOUGHER	Kawasaki - ILR Kawasaki	5:03.808	7.576	106.291	4	7	4
12	STK	13	Adrian ARCHIBALD	Kawasaki - AMA Racing	5:08.253	12.021	104.758	2	5	3
13	STK	37	James HILLIER	Kawasaki - Pr1mo Bournemouth Kawasaki	5:09.551	13.319	104.319	4	5	3
14	STK	19	Paul SHOESMITH	BMW - Ice Valley Motorsave BMW	5:09.845	13.613	104.220	7	8	6
15	STK	14	Ben WYLIE	BMW - Wylie Racing / Per Cup Coffee	5:09.964	13.732	104.180	7	8	6
16	STK	53	Dean HARRISON	BMW - Ice Valley Motorsave BMW	5:11.502	15.270	103.665	6	8	7
17	STK	111	Brian McCORMACK	Honda - CD Racing	5:12.563	16.331	103.314	5	6	4
18	STK	122	Alan BONNER	Honda	5:14.744	18.512	102.598	5	6	5
19	STK	60	Horst SAIGER	Kawasaki	5:15.734	19.502	102.276	7	8	6
20	STK	18	Lee JOHNSTON	Ducati - Millsport Racing Ducati	5:16.730	20.498	101.954	2	3	2
21	STK	66	Mark BUCKLEY	Aprilia - Splittath-Redmond Racing	5:17.720	21.488	101.637	4	8	3
22	STK	113	Rafael PASCHOALIN	BMW - TT Brazilion Team	5:17.937	21.705	101.567	7	7	6
23	STK	33	Olie LINSDELL	Honda - Regal Leisure/Wheeler Electrical	5:18.357	22.125	101.433	7	7	4
24	STK	56	Phillip CROWE	BMW - PCR HMT Racing	5:18.447	22.215	101.405	8	8	6
25	STK	27	Steve HENEGHAN	Kawasaki - Quattro Plant Kawasaki	5:19.812	23.580	100.972	3	3	2
26	STK	30	Herve GANTNER	BMW - Ice Valley Motorsave BMW	5:20.464	24.232	100.766	5	7	4
27	STK	96	Neil GREGORY	Honda - Trickbits/FBM/SNC Scaffolding	5:20.528	24.296	100.746	4	5	4
28	STK	11	Stephen THOMPSON	BMW - Taylor Lyndsey	5:20.618	24.386	100.718	3	3	2
29	STK	43	Adrian CLARK	Honda - BHR Racing	5:21.318	25.086	100.499	6	6	5
30	STK	62	Stanley GAMBLE	Honda	5:26.031	29.799	99.046	8	8	6
31	STK	9	Ian HUTCHINSON	Yamaha - Swan Yamaha	5:26.395	30.163	98.935	2	3	2
32	STK	98	Paul OWEN	Honda - WeTrackBikes.co.uk	5:27.177	30.945	98.699	7	7	4
33	STK	26	Dennis BOOTH	Suzuki	5:27.658	31.426	98.554	7	7	5
34	STK	20	Denver ROBB	Suzuki - D.R. Racing	5:27.949	31.717	98.467	3	3	2
35	STK	29	Ryan McCAY	Honda - Free Brothers Racing	5:32.677	36.445	97.067	4	4	2
36	STK	65	Michael SWEENEY	BMW - MJR Racing	5:32.694	36.462	97.062	4	6	2
37	STK	55	Donald MacFADYEN	BMW - Capital Fire & Security Alarms	5:35.428	39.196	96.271	2	3	2
38	STK	48	David MADSEN-MYGDAL	Yamaha	5:36.714	40.482	95.903	4	6	5

Non Qualifiers

STK	50	William DAVISON	Honda - Hill Contracts	5:43.525	47.293	94.002	2	2	1
STK	89	Pierluigi CINTI	BMW	5:53.214	56.982	91.423	5	5	0
STK	36	Ray HUTCHISON	Kawasaki	5:58.916	1:02.684	89.971	2	3	0
STK	39	Antonio MAESO	BMW - martimotos	6:03.479	1:07.247	88.841	2	3	0
STK	42	Gerard KINGHAN	BMW - Kinghan Racing	6:07.289	1:11.057	87.920	2	2	0
STK	45	Garth WOODS	Honda - Zeus Products/AMB Compressors	6:08.414	1:12.182	87.651	2	2	0
STK	54	Toni RECHBERGER	Suzuki - MSC Rotteneegg	6:13.284	1:17.052	86.508	2	2	0
STK	103	Reuben McPHEE	Honda	6:22.711	1:26.479	84.377	2	2	0
STK	44	Jamie HAMILTON	Kawasaki - KMR Kawasaki	7:40.835	2:44.603	70.073	1	1	0
STK	57	Daniel JANSEN	BMW - New Zealand M/cycle Adventures	8:59.463	4:03.231	59.860	1	1	0
STK	71	Davy MORGAN	BMW - 01RaceFX	9:00.600	4:04.368	59.734	1	1	0
STK	86	Cameron DONALD	Honda - Wilson Craig Racing	9:28.963	4:32.731	56.756	1	2	0

Provisional result to be confirmed by the Stewards of the Meeting subject to completion of technical inspections & the time limit for protests

Page 1 / 1

Circuit	The Triangle	Signed	Organising Club	Coleraine & District Motor Club
Length(miles)	8.9700 Lap 1 (8.8300)		Qualifying Started	11:17
Weather	Light Rain, 8°C, 82%RH	Chief Timekeeper		
Track	Wet	Issued At: 12:12		



MCUI Ulster
Centre Timing
powered by
e-Laps timing software



WHEEL MOTORSPORT
STEERING GROUP LTD.

Belfast
2&4



SAFETY
HEALTH
ENVIRONMENT
QUALITY

www.elaps-timing.com

SHEQpoint.com

RELENTLESS International NORTH WEST 200

SUPERSTOCK

Superstock Second Qualifying

Thursday, 17 May 2012

DETAILED RESULT



Qualifying Classification

Position

1 1 Michael RUTTER

STK Behind

Best Time **4:56.232** Best Speed **109.009** On **6** Gp **a**

Lap	Elapsed Time	Lap Time	Lap Speed
1	5:57.192	5:57.192	88.994
2	11:05.456	5:08.264	104.754
3	16:09.026	5:03.570	106.374
4	21:48.820	5:39.794	95.034
5	38:05.529	16:16.709	33.062
6	43:01.761	4:56.232	109.009
7	48:13.936	5:12.175	103.442

2 5 Bruce ANSTEY

STK Behind **0.659**

Best Time **4:56.891** Best Speed **108.767** On **6** Gp **a**

Lap	Elapsed Time	Lap Time	Lap Speed
1	8:41.105	8:41.105	61.001
2	13:52.887	5:11.782	103.572
3	18:53.323	5:00.436	107.484
4	23:58.618	5:05.295	105.773
5	31:20.004	7:21.386	73.160
6	36:16.895	4:56.891	108.767

3 3 Michael DUNLOP

STK Behind **1.564**

Best Time **4:57.796** Best Speed **108.437** On **8** Gp **a**

Lap	Elapsed Time	Lap Time	Lap Speed
1	6:52.479	6:52.479	77.066
2	12:02.409	5:09.930	104.191
3	17:07.281	5:04.872	105.920
4	25:25.870	8:18.589	64.767
5	30:38.468	5:12.598	103.302
6	39:51.150	9:12.682	58.428
7	44:50.536	4:59.386	107.861
8	49:48.332	4:57.796	108.437

4 34 Alastair SEELEY

STK Behind **2.505**

Best Time **4:58.737** Best Speed **108.095** On **5** Gp **a**

Lap	Elapsed Time	Lap Time	Lap Speed
1	5:56.818	5:56.818	89.087
2	11:03.989	5:07.171	105.127
3	16:08.230	5:04.241	106.140
4	21:10.497	5:02.267	106.833
5	26:09.234	4:58.737	108.095
6	31:12.806	5:03.572	106.373
7	49:10.182	17:57.376	29.973

Qualifying Classification

Position

5 10 Conor CUMMINS

STK Behind **3.529**

Best Time **4:59.761** Best Speed **107.726** On **6** Gp **a**

Lap	Elapsed Time	Lap Time	Lap Speed
1	6:03.208	6:03.208	87.520
2	11:11.237	5:08.029	104.834
3	16:13.635	5:02.398	106.786
4	21:18.913	5:05.278	105.779
5	42:55.719	21:36.806	24.901
6	47:55.480	4:59.761	107.726
7	52:56.041	5:00.561	107.439

6 12 Guy MARTIN

STK Behind **4.666**

Best Time **5:00.898** Best Speed **107.319** On **8** Gp **a**

Lap	Elapsed Time	Lap Time	Lap Speed
1	8:44.564	8:44.564	60.599
2	14:05.452	5:20.888	100.633
3	19:17.189	5:11.737	103.587
4	24:25.528	5:08.339	104.729
5	29:32.695	5:07.167	105.128
6	34:35.419	5:02.724	106.671
7	39:36.793	5:01.374	107.149
8	44:37.691	5:00.898	107.319

7 4 John McGUINNESS

STK Behind **5.408**

Best Time **5:01.640** Best Speed **107.055** On **3** Gp **a**

Lap	Elapsed Time	Lap Time	Lap Speed
1	6:04.705	6:04.705	87.161
2	11:12.509	5:07.804	104.911
3	16:14.149	5:01.640	107.055
4	21:30.887	5:16.738	101.952

8 6 William DUNLOP

STK Behind **6.290**

Best Time **5:02.522** Best Speed **106.743** On **7** Gp **a**

Lap	Elapsed Time	Lap Time	Lap Speed
1	6:29.521	6:29.521	81.608
2	12:04.389	5:34.868	96.432
3	25:33.051	13:28.662	39.933
4	30:41.734	5:08.683	104.612
5	35:51.405	5:09.671	104.278
6	40:57.503	5:06.098	105.496
7	46:00.025	5:02.522	106.743
8	51:02.568	5:02.543	106.735

RELENTLESS International NORTH WEST 200

SUPERSTOCK

Superstock Second Qualifying

Thursday, 17 May 2012

DETAILED RESULT



Qualifying Classification

Position

9 58 Stefano BONETTI

STK Behind 6.331

Best Time 5:02.563 Best Speed 106.728 On 6 Gp a

Lap	Elapsed Time	Lap Time	Lap Speed
1	8:01.576	8:01.576	66.008
2	13:21.291	5:19.715	101.002
3	18:35.772	5:14.481	102.683
4	24:02.112	5:26.340	98.952
5	31:28.304	7:26.192	72.372
6	36:30.867	5:02.563	106.728
7	41:34.101	5:03.234	106.492
8	47:13.469	5:39.368	95.153

10 7 Gary JOHNSON

STK Behind 6.407

Best Time 5:02.639 Best Speed 106.701 On 6 Gp a

Lap	Elapsed Time	Lap Time	Lap Speed
1	6:55.340	6:55.340	76.535
2	12:06.457	5:11.117	103.794
3	17:13.065	5:06.608	105.320
4	22:22.894	5:09.829	104.225
5	27:29.416	5:06.522	105.350
6	32:32.055	5:02.639	106.701
7	37:54.959	5:22.904	100.005

11 2 Ian LOUGHER

STK Behind 7.576

Best Time 5:03.808 Best Speed 106.291 On 4 Gp a

Lap	Elapsed Time	Lap Time	Lap Speed
1	8:42.287	8:42.287	60.863
2	15:20.181	6:37.894	81.157
3	20:26.952	5:06.771	105.264
4	25:30.760	5:03.808	106.291
5	30:34.573	5:03.813	106.289
6	35:54.191	5:19.618	101.033
7	43:59.923	8:05.732	66.481

12 13 Adrian ARCHIBALD

STK Behind 12.021

Best Time 5:08.253 Best Speed 104.758 On 2 Gp a

Lap	Elapsed Time	Lap Time	Lap Speed
1	6:03.704	6:03.704	87.401
2	11:11.957	5:08.253	104.758
3	16:34.592	5:22.635	100.088
4	26:16.926	9:42.334	55.453
5	31:25.466	5:08.540	104.661

Qualifying Classification

Position

13 37 James HILLIER

STK Behind 13.319

Best Time 5:09.551 Best Speed 104.319 On 4 Gp a

Lap	Elapsed Time	Lap Time	Lap Speed
1	6:30.609	6:30.609	81.381
2	27:54.593	21:23.984	25.150
3	33:06.457	5:11.864	103.545
4	38:16.008	5:09.551	104.319
5	43:26.622	5:10.614	103.962

14 19 Paul SHOESMITH

STK Behind 13.613

Best Time 5:09.845 Best Speed 104.220 On 7 Gp a

Lap	Elapsed Time	Lap Time	Lap Speed
1	8:17.123	8:17.123	63.944
2	13:35.891	5:18.768	101.303
3	18:53.060	5:17.169	101.813
4	24:09.307	5:16.247	102.110
5	29:21.176	5:11.869	103.543
6	34:31.401	5:10.225	104.092
7	39:41.246	5:09.845	104.220
8	45:32.573	5:51.327	91.914

15 14 Ben WYLIE

STK Behind 13.732

Best Time 5:09.964 Best Speed 104.180 On 7 Gp a

Lap	Elapsed Time	Lap Time	Lap Speed
1	7:50.197	7:50.197	67.606
2	13:15.932	5:25.735	99.136
3	18:35.249	5:19.317	101.128
4	23:52.269	5:17.020	101.861
5	29:08.698	5:16.429	102.051
6	37:34.055	8:25.357	63.899
7	42:44.019	5:09.964	104.180
8	47:57.690	5:13.671	102.949

16 53 Dean HARRISON

STK Behind 15.270

Best Time 5:11.502 Best Speed 103.665 On 6 Gp a

Lap	Elapsed Time	Lap Time	Lap Speed
1	8:40.799	8:40.799	61.037
2	14:14.434	5:33.635	96.788
3	19:40.621	5:26.187	98.998
4	25:02.278	5:21.657	100.393
5	30:20.851	5:18.573	101.365
6	35:32.353	5:11.502	103.665
7	40:46.889	5:14.536	102.666
8	46:13.932	5:27.043	98.739

RELENTLESS International NORTH WEST 200



SUPERSTOCK

Superstock Second Qualifying

Thursday, 17 May 2012

DETAILED RESULT

Qualifying Classification

Position

17 111 Brian McCORMACK

STK Behind 16.331

Best Time 5:12.563 Best Speed 103.314 On 5 Gp a

Lap	Elapsed Time	Lap Time	Lap Speed
1	6:42.324	6:42.324	79.011
2	12:04.838	5:22.514	100.126
3	17:21.822	5:16.984	101.873
4	25:21.353	7:59.531	67.341
5	30:33.916	5:12.563	103.314
6	35:48.459	5:14.543	102.663

18 122 Alan BONNER

STK Behind 18.512

Best Time 5:14.744 Best Speed 102.598 On 5 Gp a

Lap	Elapsed Time	Lap Time	Lap Speed
1	8:36.850	8:36.850	61.503
2	14:22.906	5:46.056	93.314
3	20:00.254	5:37.348	95.723
4	25:21.971	5:21.717	100.374
5	30:36.715	5:14.744	102.598
6	36:24.647	5:47.932	92.811

19 60 Horst SAIGER

STK Behind 19.502

Best Time 5:15.734 Best Speed 102.276 On 7 Gp a

Lap	Elapsed Time	Lap Time	Lap Speed
1	9:07.748	9:07.748	58.034
2	15:00.342	5:52.594	91.584
3	20:37.740	5:37.398	95.709
4	26:07.606	5:29.866	97.894
5	31:33.921	5:26.315	98.960
6	36:51.428	5:17.507	101.705
7	42:07.162	5:15.734	102.276
8	47:26.377	5:19.215	101.161

20 18 Lee JOHNSTON

STK Behind 20.498

Best Time 5:16.730 Best Speed 101.954 On 2 Gp a

Lap	Elapsed Time	Lap Time	Lap Speed
1	6:30.940	6:30.940	81.312
2	11:47.670	5:16.730	101.954
3	17:06.740	5:19.070	101.207

Qualifying Classification

Position

21 66 Mark BUCKLEY

STK Behind 21.488

Best Time 5:17.720 Best Speed 101.637 On 4 Gp a

Lap	Elapsed Time	Lap Time	Lap Speed
1	7:01.820	7:01.820	75.359
2	12:30.069	5:28.249	98.377
3	20:17.703	7:47.634	69.054
4	25:35.423	5:17.720	101.637
5	31:57.016	6:21.593	84.624
6	40:33.011	8:35.995	62.582
7	47:57.800	7:24.789	72.601
8	53:35.248	5:37.448	95.695

22 113 Rafael PASCHOALIN

STK Behind 21.705

Best Time 5:17.937 Best Speed 101.567 On 7 Gp a

Lap	Elapsed Time	Lap Time	Lap Speed
1	7:25.146	7:25.146	71.410
2	12:58.446	5:33.300	96.886
3	18:28.103	5:29.657	97.956
4	23:54.816	5:26.713	98.839
5	29:21.730	5:26.914	98.778
6	34:43.582	5:21.852	100.332
7	40:01.519	5:17.937	101.567

23 33 Olie LINSDELL

STK Behind 22.125

Best Time 5:18.357 Best Speed 101.433 On 7 Gp a

Lap	Elapsed Time	Lap Time	Lap Speed
1	14:25.199	14:25.199	36.741
2	19:55.649	5:30.450	97.721
3	25:30.304	5:34.655	96.493
4	33:09.118	7:38.814	70.381
5	38:38.628	5:29.510	98.000
6	46:44.610	8:05.982	66.447
7	52:02.967	5:18.357	101.433

24 56 Phillip CROWE

STK Behind 22.215

Best Time 5:18.447 Best Speed 101.405 On 8 Gp a

Lap	Elapsed Time	Lap Time	Lap Speed
1	7:22.781	7:22.781	71.792
2	13:09.622	5:46.841	93.103
3	18:52.369	5:42.747	94.215
4	24:24.892	5:32.523	97.112
5	29:53.937	5:29.045	98.139
6	35:28.483	5:34.546	96.525
7	44:11.420	8:42.937	61.751
8	49:29.867	5:18.447	101.405



SUPERSTOCK

Superstock Second Qualifying

Thursday, 17 May 2012

DETAILED RESULT

Qualifying Classification

Position

25 27 Steve HENEGHAN

STK Behind 23.580

Best Time 5:19.812 Best Speed 100.972 On 3 Gp a

Lap	Elapsed Time	Lap Time	Lap Speed
1	7:23.115	7:23.115	71.738
2	12:52.387	5:29.272	98.071
3	18:12.199	5:19.812	100.972

26 30 Herve GANTNER

STK Behind 24.232

Best Time 5:20.464 Best Speed 100.766 On 5 Gp a

Lap	Elapsed Time	Lap Time	Lap Speed
1	8:39.614	8:39.614	61.176
2	14:11.009	5:31.395	97.443
3	19:51.855	5:40.846	94.741
4	32:53.345	13:01.490	41.321
5	38:13.809	5:20.464	100.766
6	43:45.335	5:31.526	97.404
7	50:41.206	6:55.871	77.649

27 96 Neil GREGORY

STK Behind 24.296

Best Time 5:20.528 Best Speed 100.746 On 4 Gp a

Lap	Elapsed Time	Lap Time	Lap Speed
1	7:13.582	7:13.582	73.315
2	12:48.855	5:35.273	96.316
3	18:14.379	5:25.524	99.200
4	23:34.907	5:20.528	100.746
5	29:06.929	5:32.022	97.259

28 11 Stephen THOMPSON

STK Behind 24.386

Best Time 5:20.618 Best Speed 100.718 On 3 Gp a

Lap	Elapsed Time	Lap Time	Lap Speed
1	9:23.164	9:23.164	56.445
2	14:51.380	5:28.216	98.386
3	20:11.998	5:20.618	100.718

Qualifying Classification

Position

29 43 Adrian CLARK

STK Behind 25.086

Best Time 5:21.318 Best Speed 100.499 On 6 Gp a

Lap	Elapsed Time	Lap Time	Lap Speed
1	8:53.411	8:53.411	59.594
2	14:26.391	5:32.980	96.979
3	19:56.555	5:30.164	97.806
4	25:19.662	5:23.107	99.942
5	30:41.511	5:21.849	100.333
6	36:02.829	5:21.318	100.499

30 62 Stanley GAMBLE

STK Behind 29.799

Best Time 5:26.031 Best Speed 99.046 On 8 Gp a

Lap	Elapsed Time	Lap Time	Lap Speed
1	8:09.753	8:09.753	64.906
2	13:49.176	5:39.423	95.138
3	19:21.419	5:32.243	97.194
4	24:52.496	5:31.077	97.536
5	30:23.007	5:30.511	97.703
6	35:59.612	5:36.605	95.934
7	44:45.995	8:46.383	61.347
8	50:12.026	5:26.031	99.046

31 9 Ian HUTCHINSON

STK Behind 30.163

Best Time 5:26.395 Best Speed 98.935 On 2 Gp a

Lap	Elapsed Time	Lap Time	Lap Speed
1	9:45.428	9:45.428	54.299
2	15:11.823	5:26.395	98.935
3	20:59.781	5:47.958	92.804

32 98 Paul OWEN

STK Behind 30.945

Best Time 5:27.177 Best Speed 98.699 On 7 Gp a

Lap	Elapsed Time	Lap Time	Lap Speed
1	8:19.029	8:19.029	63.700
2	14:04.137	5:45.108	93.571
3	19:39.991	5:35.854	96.149
4	26:26.936	6:46.945	79.352
5	32:00.725	5:33.789	96.744
6	41:07.511	9:06.786	59.058
7	46:34.688	5:27.177	98.699



SUPERSTOCK

Superstock Second Qualifying

Thursday, 17 May 2012

DETAILED RESULT

Qualifying Classification

Position

33 26 Dennis BOOTH

STK Behind 31.426

Best Time 5:27.658 Best Speed 98.554 On 7 Gp a

Lap	Elapsed Time	Lap Time	Lap Speed
1	7:35.235	7:35.235	69.828
2	13:20.137	5:44.902	93.627
3	18:52.726	5:32.589	97.093
4	24:22.786	5:30.060	97.837
5	29:54.626	5:31.840	97.312
6	37:17.426	7:22.800	72.927
7	42:45.084	5:27.658	98.554

34 20 Denver ROBB

STK Behind 31.717

Best Time 5:27.949 Best Speed 98.467 On 3 Gp a

Lap	Elapsed Time	Lap Time	Lap Speed
1	8:55.328	8:55.328	59.380
2	14:25.515	5:30.187	97.799
3	19:53.464	5:27.949	98.467

35 29 Ryan McCAY

STK Behind 36.445

Best Time 5:32.677 Best Speed 97.067 On 4 Gp a

Lap	Elapsed Time	Lap Time	Lap Speed
1	8:12.238	8:12.238	64.579
2	14:01.334	5:49.096	92.502
3	27:52.961	13:51.627	38.830
4	33:25.638	5:32.677	97.067

36 65 Michael SWEENEY

STK Behind 36.462

Best Time 5:32.694 Best Speed 97.062 On 4 Gp a

Lap	Elapsed Time	Lap Time	Lap Speed
1	12:09.632	12:09.632	43.567
2	17:45.721	5:36.089	96.082
3	24:20.837	6:35.116	81.728
4	29:53.531	5:32.694	97.062
5	40:06.361	10:12.830	52.693
6	48:53.190	8:46.829	61.295

Qualifying Classification

Position

37 55 Donald MacFADYEN

STK Behind 39.196

Best Time 5:35.428 Best Speed 96.271 On 2 Gp a

Lap	Elapsed Time	Lap Time	Lap Speed
1	10:31.547	10:31.547	50.334
2	16:06.975	5:35.428	96.271
3	21:47.132	5:40.157	94.933

38 48 David MADSEN-MYGDAL

STK Behind 40.482

Best Time 5:36.714 Best Speed 95.903 On 4 Gp a

Lap	Elapsed Time	Lap Time	Lap Speed
1	12:49.584	12:49.584	41.305
2	18:35.121	5:45.537	93.455
3	24:11.891	5:36.770	95.887
4	29:48.605	5:36.714	95.903
5	35:25.513	5:36.908	95.848
6	41:04.221	5:38.708	95.339

Non Qualifiers

Position

50 William DAVISON

STK Behind 47.293

Best Time 5:43.525 Best Speed 94.002 On 2 Gp a

Lap	Elapsed Time	Lap Time	Lap Speed
1	7:15.558	7:15.558	72.982
2	12:59.083	5:43.525	94.002

89 Pierluigi CINTI

STK Behind 56.982

Best Time 5:53.214 Best Speed 91.423 On 5 Gp a

Lap	Elapsed Time	Lap Time	Lap Speed
1	8:52.995	8:52.995	59.640
2	15:01.783	6:08.788	87.563
3	21:01.346	5:59.563	89.809
4	26:57.192	5:55.846	90.747
5	32:50.406	5:53.214	91.423

36 Ray HUTCHISON

STK Behind 1:02.684

Best Time 5:58.916 Best Speed 89.971 On 2 Gp a

Lap	Elapsed Time	Lap Time	Lap Speed
1	8:39.297	8:39.297	61.214
2	14:38.213	5:58.916	89.971
3	20:50.270	6:12.057	86.793

RELENTLESS International NORTH WEST 200

SUPERSTOCK

Superstock Second Qualifying

Thursday, 17 May 2012

DETAILED RESULT



Non Qualifiers

Position

39 Antonio MAESO

STK Behind 1:07.247

Best Time 6:03.479 Best Speed 88.841 On 2 Gp a

Lap	Elapsed Time	Lap Time	Lap Speed
1	8:09.852	8:09.852	64.893
2	14:13.331	6:03.479	88.841
3	50:32.774	36:19.443	14.817

42 Gerard KINGHAN

STK Behind 1:11.057

Best Time 6:07.289 Best Speed 87.920 On 2 Gp a

Lap	Elapsed Time	Lap Time	Lap Speed
1	6:58.981	6:58.981	75.870
2	13:06.270	6:07.289	87.920

45 Garth WOODS

STK Behind 1:12.182

Best Time 6:08.414 Best Speed 87.651 On 2 Gp a

Lap	Elapsed Time	Lap Time	Lap Speed
1	9:33.635	9:33.635	55.415
2	15:42.049	6:08.414	87.651

54 Toni RECHBERGER

STK Behind 1:17.052

Best Time 6:13.284 Best Speed 86.508 On 2 Gp a

Lap	Elapsed Time	Lap Time	Lap Speed
1	10:33.344	10:33.344	50.191
2	16:46.628	6:13.284	86.508

103 Reuben McPHEE

STK Behind 1:26.479

Best Time 6:22.711 Best Speed 84.377 On 2 Gp a

Lap	Elapsed Time	Lap Time	Lap Speed
1	8:40.470	8:40.470	61.076
2	15:03.181	6:22.711	84.377

44 Jamie HAMILTON

STK Behind 2:44.603

Best Time 7:40.835 Best Speed 70.073 On 1 Gp a

Lap	Elapsed Time	Lap Time	Lap Speed
1	7:40.835	7:40.835	68.979

Non Qualifiers

Position

57 Daniel JANSEN

STK Behind 4:03.231

Best Time 8:59.463 Best Speed 59.860 On 1 Gp a

Lap	Elapsed Time	Lap Time	Lap Speed
1	8:59.463	8:59.463	58.925

71 Davy MORGAN

STK Behind 4:04.368

Best Time 9:00.600 Best Speed 59.734 On 1 Gp a

Lap	Elapsed Time	Lap Time	Lap Speed
1	9:00.600	9:00.600	58.801

86 Cameron DONALD

STK Behind 4:32.731

Best Time 9:28.963 Best Speed 56.756 On 1 Gp a

Lap	Elapsed Time	Lap Time	Lap Speed
1	9:28.963	9:28.963	55.870
2	22:46.977	13:18.014	40.465

Speed TrapSuperstock 2nd Practice

No.	Name	Lap 1	Lap 2	Lap 3	Lap 4	Lap 5	Lap 6	Lap 7	Lap 8	Lap 9
1	Michael RUTTER	183					186	185	181	
2	Ian LOUGHER	176	178	178	179	181		178		
3	Michael DUNLOP	172	184	182	178		182		180	
4	John McGUINNESS		182							
5	Bruce ANSTEY	175		181	182	183	182			
6	William DUNLOP				178	184	183	182		
7	Gary JOHNSON		177	180		181	179			
9	Ian HUTCHINSON	173	174							
10	Conor CUMMINS	185		180				177	180	178
11	Stephen THOMPSON	179								
12	Guy MARTIN			177	178	178		176		
13	Adrian ARCHIBALD					181				
14	Ben WYLIE	177	184	187	187			187	185	
18	Lee JOHNSTON	161	178	179						
19	Paul SHOESMITH			184	184	184	181	182		
20	Denver ROBB	161	170	182						
26	Dennis BOOTH		169	167				165		
27	Steve HENEGHAN	171	175	172		168				
29	Ryan McCAY	161				173	168			
30	Herve GANTNER	170	181	174		175	176		172	
33	Olie LINSDELL				179	178	181		179	180
34	Alastair SEELEY			178		179			176	
36	Ray HUTCHISON	159	136							
37	James HILLIER				185	187	187			
42	Gerard KINGHAN	170	167							
43	Adrian CLARK				174					
44	Jamie HAMILTON				178					
45	Garth WOODS	158								
48	David MADSEN-MYGDAL		150	164	171	167	169	172		
50	William DAVISON	167	169							
53	Dean HARRISON			183	181	184	184	185	184	
54	Toni RECHBERGER	159	161							
55	Donald MacFADYEN	177	181							
56	Phillip CROWE	158	162			169	167		169	
58	Stefano BONETTI		181	169		184	184	183	156	
60	Horst SAIGER	162	170		172	174	179	170	174	
62	Stanley GAMBLE			171		168	172	164	167	
65	Michael SWEENEY			163			177		165	
66	Mark BUCKLEY		170	167	172	169	168		163	158
86	Cameron DONALD	170	177	175						
89	Pierluigi CINTI	150			158	161				
96	Neil GREGORY			174	174					
98	Paul OWEN			177	176	177		178		
103	Reuben McPHEE	152			165					
111	Brian McCORMACK	168		177	175	177	176			
113	Rafael PASCHOALIN	172	171	171	180					
122	Alan BONNER	161		169	165					

RELENTLESS International NORTH WEST 200


SUPERSTOCK Combined Qualifying



Pos	Class	No	Name	-----Best Time / Qual Laps-----		Overall Best Time / Speed /				
				Session A	Session B	Total Qual Laps				
Qualifying Classification										
1	STK	77	Ryan FARQUHAR	4:34.703	3	-----	4:34.703	117.552	3	
2	STK	34	Alastair SEELEY	4:35.197	3	4:58.737	5	4:35.197	117.341	8
3	STK	4	John McGUINNESS	4:36.870	3	5:01.640	3	4:36.870	116.632	6
4	STK	6	William DUNLOP	4:39.503	1	5:02.522	6	4:39.503	115.534	7
5	STK	11	Stephen THOMPSON	4:40.698	2	5:20.618	2	4:40.698	115.042	4
6	STK	5	Bruce ANSTEY	4:40.710	3	4:56.891	4	4:40.710	115.037	7
7	STK	86	Cameron DONALD	4:41.059	3	9:28.963	0	4:41.059	114.894	3
8	STK	42	Gerard KINGHAN	4:41.687	2	6:07.289	0	4:41.687	114.638	2
9	STK	18	Lee JOHNSTON	4:41.897	3	5:16.730	2	4:41.897	114.552	5
10	STK	13	Adrian ARCHIBALD	4:42.693	3	5:08.253	3	4:42.693	114.230	6
11	STK	3	Michael DUNLOP	4:42.913	1	4:57.796	5	4:42.913	114.141	6
12	STK	37	James HILLIER	4:42.941	3	5:09.551	3	4:42.941	114.130	6
13	STK	58	Stefano BONETTI	4:43.533	3	5:02.563	6	4:43.533	113.892	9
14	STK	14	Ben WYLIE	4:43.918	2	5:09.964	6	4:43.918	113.737	8
15	STK	9	Ian HUTCHINSON	4:45.772	1	5:26.395	2	4:45.772	112.999	3
16	STK	44	Jamie HAMILTON	4:45.775	2	7:40.835	0	4:45.775	112.998	2
17	STK	60	Horst SAIGER	4:46.086	2	5:15.734	6	4:46.086	112.875	8
18	STK	65	Michael SWEENEY	4:46.953	2	5:32.694	2	4:46.953	112.534	4
19	STK	15	Dan KNEEN	4:47.499	2	-----		4:47.499	112.320	2
20	STK	30	Herve GANTNER	4:48.070	2	5:20.464	4	4:48.070	112.098	6
21	STK	2	Ian LOUGHER	4:48.761	1	5:03.808	4	4:48.761	111.830	5
22	STK	16	John BURROWS	4:48.780	2	-----		4:48.780	111.822	2
23	STK	53	Dean HARRISON	4:49.983	3	5:11.502	7	4:49.983	111.358	10
24	STK	111	Brian McCORMACK	4:50.119	2	5:12.563	4	4:50.119	111.306	6
25	STK	19	Paul SHOESMITH	4:51.335	2	5:09.845	6	4:51.335	110.841	8
26	STK	27	Steve HENEGHAN	4:52.155	3	5:19.812	2	4:52.155	110.530	5
27	STK	96	Neil GREGORY	4:55.291	3	5:20.528	4	4:55.291	109.357	7
28	STK	43	Adrian CLARK	4:55.638	3	5:21.318	5	4:55.638	109.228	8
29	STK	122	Alan BONNER	4:55.908	2	5:14.744	5	4:55.908	109.129	7
30	STK	71	Davy MORGAN	4:56.230	2	9:00.600	0	4:56.230	109.010	2
31	STK	1	Michael RUTTER	5:40.520	0	4:56.232	5	4:56.232	109.009	5
32	STK	33	Olie LINSDELL	4:56.824	2	5:18.357	4	4:56.824	108.792	6
33	STK	98	Paul OWEN	4:57.549	3	5:27.177	4	4:57.549	108.527	7
34	STK	29	Ryan McCAY	4:58.078	3	5:32.677	2	4:58.078	108.334	5
35	STK	50	William DAVISON	4:58.186	2	5:43.525	1	4:58.186	108.295	3
36	STK	10	Conor CUMMINS	27:56.071	0	4:59.761	5	4:59.761	107.726	5
37	STK	56	Phillip CROWE	5:00.329	1	5:18.447	6	5:00.329	107.522	7
38	STK	12	Guy MARTIN	5:04.458	1	5:00.898	7	5:00.898	107.319	8
39	STK	55	Donald MacFADYEN	5:01.097	2	5:35.428	2	5:01.097	107.248	4
40	STK	39	Antonio MAESO	5:01.671	2	6:03.479	0	5:01.671	107.044	2
41	STK	7	Gary JOHNSON	-----		5:02.639	6	5:02.639	106.701	6
42	STK	66	Mark BUCKLEY	5:03.013	2	5:17.720	3	5:03.013	106.570	5
43	STK	62	Stanley GAMBLE	5:05.326	2	5:26.031	6	5:05.326	105.762	8
44	STK	57	Daniel JANSEN	5:05.403	2	8:59.463	0	5:05.403	105.736	2
45	STK	45	Garth WOODS	5:07.168	2	6:08.414	0	5:07.168	105.128	2
46	STK	113	Rafael PASCHOALIN	5:07.575	1	5:17.937	6	5:07.575	104.989	7
47	STK	26	Dennis BOOTH	5:08.042	2	5:27.658	5	5:08.042	104.830	7
48	STK	54	Toni RECHBERGER	5:12.016	2	6:13.284	0	5:12.016	103.495	2
49	STK	36	Ray HUTCHISON	5:14.887	2	5:58.916	0	5:14.887	102.551	2
50	STK	23	Steve MARTIN	5:15.630	2	-----		5:15.630	102.310	2
51	STK	89	Pierluigi CINTI	5:22.173	2	5:53.214	0	5:22.173	100.232	2

Provisional result to be confirmed by the Stewards of the Meeting subject to completion of technical inspections & the time limit for protests

Page 1 / 2

Circuit	The Triangle	Signed	Organising Club	Coleraine & District Motor Club
Length(miles)	8.9700 Lap 1 (8.8300)			
Weather		Chief Timekeeper		
Track		Issued At:		



MCUI Ulster
Centre Timing
powered by
e-Laps timing software



2&4
WHEEL MOTORSPORT
STEERING GROUP LTD.

Belfast
Telegraph  **nitec**



RELENTLESS International NORTH WEST 200

SUPERSTOCK Combined Qualifying



Qualifying Classification


52	STK	20	Denver ROBB	-----		5:27.949	2	5:27.949	98.467	2
53	STK	48	David MADSEN-MYGDAL	23:03.659	0	5:36.714	5	5:36.714	95.903	5

Non Qualifiers

STK	40	Martin JESSOPP	7:09.641	0	-----					0
STK	103	Reuben McPHEE	-----		6:22.711	0				0

Provisional result to be confirmed by the Stewards of the Meeting subject to completion of technical inspections & the time limit for protests

Page 2 / 2

Circuit	The Triangle	Signed	 Chief Timekeeper	Organising Club	Coleraine & District Motor Club
Length(miles)	8.9700 Lap 1 (8.8300)	Issued At:			
Weather					
Track					



MCUI Ulster
Centre Timing
powered by
e-Laps timing software



2&4
WHEEL MOTORSPORT
STEERING GROUP LTD.

Belfast
Telegraph  **nitec**



SAFETY
HEALTH
ENVIRONMENT
QUALITY

SHEQpoint.com

www.elaps-timing.com



LIVEWIRE & CP HIRE SUPERSTOCK



1 & 5

GROUP: A

[Empty box]

[Empty box]

[Empty box]

2
LOUGHER

30
GANTNER

15
KNEEN

ROW 7

65
SWEENEY

60
SAIGER

44
HAMILTON

ROW 6

9
HUTCHINSON

14
WYLIE

58
BONETTI

ROW 5

37
HILLIER

3
M DUNLOP

13
ARCHIBALD

ROW 4

18
JOHNSTON

42
KINGHAN

86
DONALD

ROW 3

5
ANSTEY

11
THOMPSON

6
W DUNLOP

ROW 2


4
McGUINNESS

34
SEELEY

77
FARQUHAR

ROW 1

POLE



LIVEWIRE & CP HIRE SUPERSTOCK



1 & 5

GROUP: B

[Empty box]

[Empty box]

[Empty box]

[Empty box]

[Empty box]

[Empty box]

55
MacFADYEN

12
MARTIN

56
CROWE

ROW 13

10
CUMMINS

50
DAVISON

29
McCAY

ROW 12

98
OWEN

33
LINSELL

1
RUTTER

ROW 11

71
MORGAN

122
BONNER

43
CLARK

ROW 10

96
GREGORY

27
HENEGHAN

19
SHOESMITH

ROW 9

111
McCORMACK

53
HARRISON

16
BURROWS

ROW 8



LIVEWIRE & CP HIRE SUPERSTOCK



1 & 5

GROUP: C

[Empty box]

[Empty box]

[Empty box]

[Empty box]

[Empty box]

[Empty box]

[Empty box]

[Empty box]

[Empty box]

[Empty box]

48
MADSEN-
MYGDAL

20
ROBB

ROW 18

89
CINTI

23
MARTIN

36
HUTCHISON

ROW 17

54
RECHBERGER

26
BOOTH

113
PASCHOALIN

ROW 16

45
WOODS

57
JANSEN

62
GAMBLE

ROW 15

66
BUCKLEY

7
JOHNSON

39
MAESO

ROW 14