

MID-ANTRIM 150

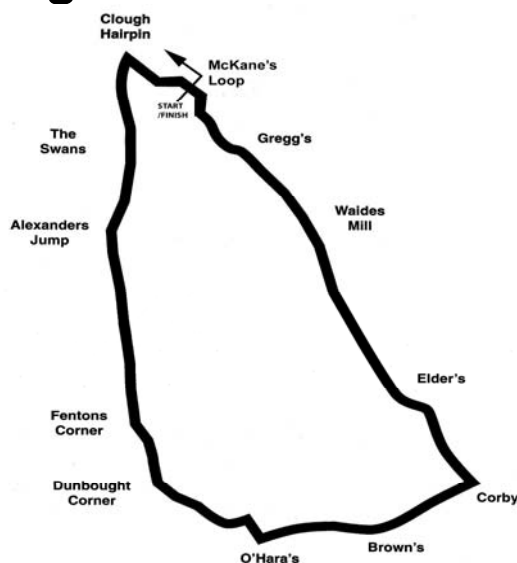
Friday 15th & Saturday 16th June 2012

promoted by Mid-Antrim Motor Club
www.midantrim150.co.uk

MAINE SURFACE FINISHING
SUPERBIKE
&
CLOUGH
GLASGOW RANGERS SUPPORTERS CLUB
GRAND FINAL



Clough Circuit 3.539 miles



Lap Records

Class	Rider	Machine	m	s	mph	Year
125cc	Darran Lindsay	Honda	2	10.429	97.681	2004
Moto 3	to be established					
Moto 450	Ryan Farquhar	Kawasaki	2	17.835	92.432	2010
250cc	Darran Lindsay	Honda	2	02.895	103.669	2004
Supersport 400	Victor Gilmore	Kawasaki	2	15.294	94.168	2007
Supertwins	Ryan Farquhar	Kawasaki 650	2	11.609	96.805	2010
Supersport	Ryan Farquhar	Kawasaki	1	59.237	106.849	2007
Superbike	Ryan Farquhar	Kawasaki	1	56.435	109.421	2007
Senior Support	Stephen McKnight	Suzuki 750	2	07.368	100.028	2007
Junior Support	Dean Harrison	Kawasaki 650	2	15.851	93.782	2010
Classic 1000cc	Bill Wark	Weslake 900	2	17.87	92.409	2003
Classic 500cc	Neill McWhirter	Norton	2	20.788	90.494	2010
Classic 350cc	Paul Coward	Honda	2	24.437	88.207	2004
Classic 250cc	Geoff McMullan	Suzuki	2	34.01	82.724	2003

MOST WINS at MID-ANTRIM 150

Ryan Farquhar	22	2003 - 10
Ray McCullough	15	1965 - 79
Joey Dunlop	15	1975 - 95
Brian Reid	14	1980 - 93
Robert Dunlop	14	1982 - 07
Adrian Archibald	10	1999 - 02
Phillip McCallen	8	1988 - 92
Sam McClements	7	1980 - 89
Darran Lindsay	7	2002 - 06
Neill McWhirter	7	1991 - 10

ALL TIME IRISH ROAD RACE WINNERS (after North West 200 2012)

Most Wins at All Irish Road Race Meetings

1.	Ryan Farquhar	181	1995 - 12
2.	Joey Dunlop	156	1971 - 00
3.	Robert Dunlop	135	1980 - 08
4.	Ray McCullough	109	1960 - 82
	Phillip McCallen	109	1987 - 99
6.	Brian Reid	78	1980 - 94
7.	Darran Lindsay	75	1999 - 06
8.	William Dunlop	71	2005 - 12
9.	James Courtney	66	1992 - 99
10.	Adrian Archibald	64	1994 - 06

MID-ANTRIM 150

SUPERBIKE

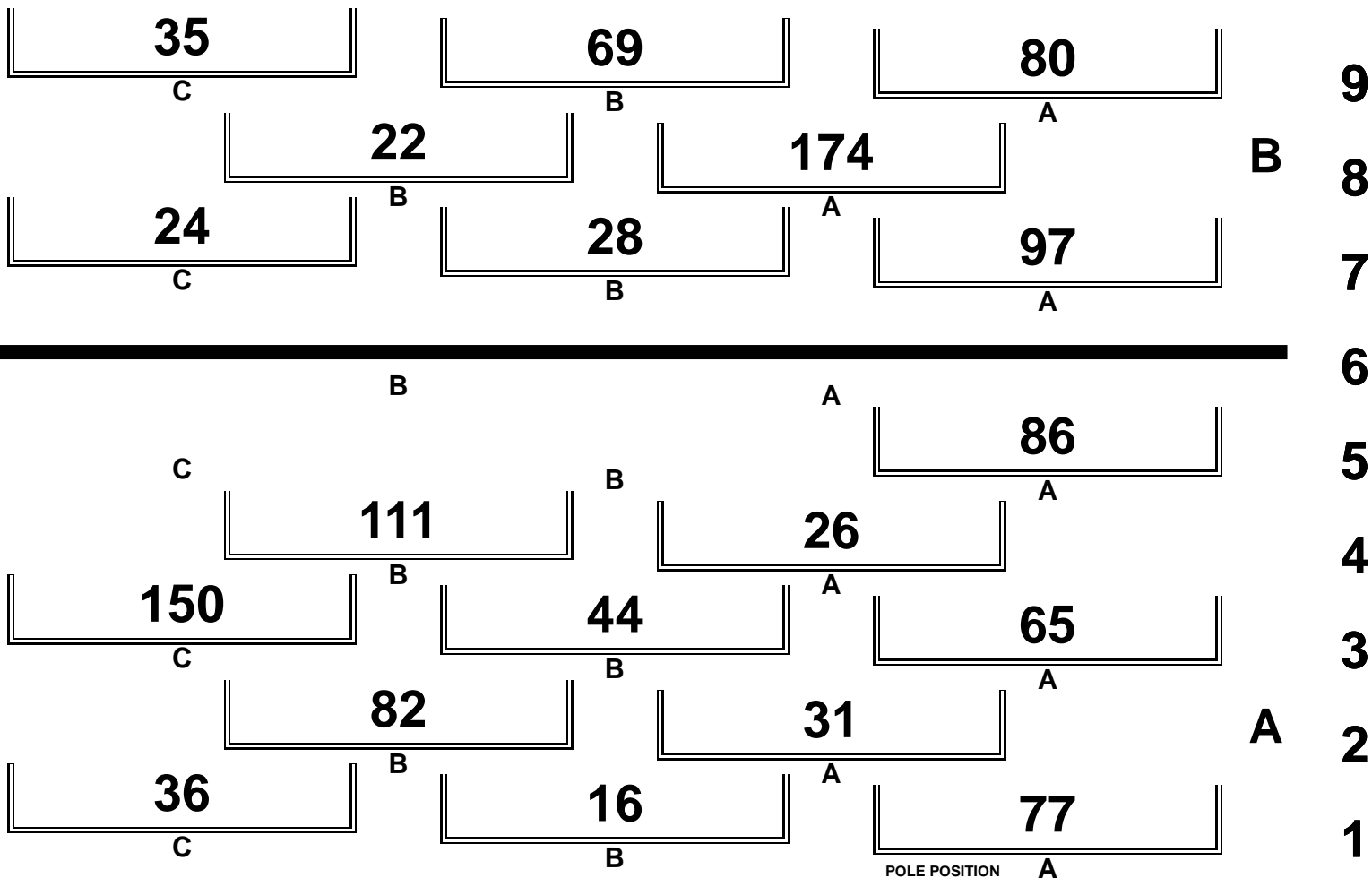
Clough 3.539 Miles

R3: Maine Surface Finishing Superbike

16/06/2012 12:05

Race (7 Laps)

RACE 3 - SUPERBIKE



MID-ANTRIM 150

SUPERBIKE

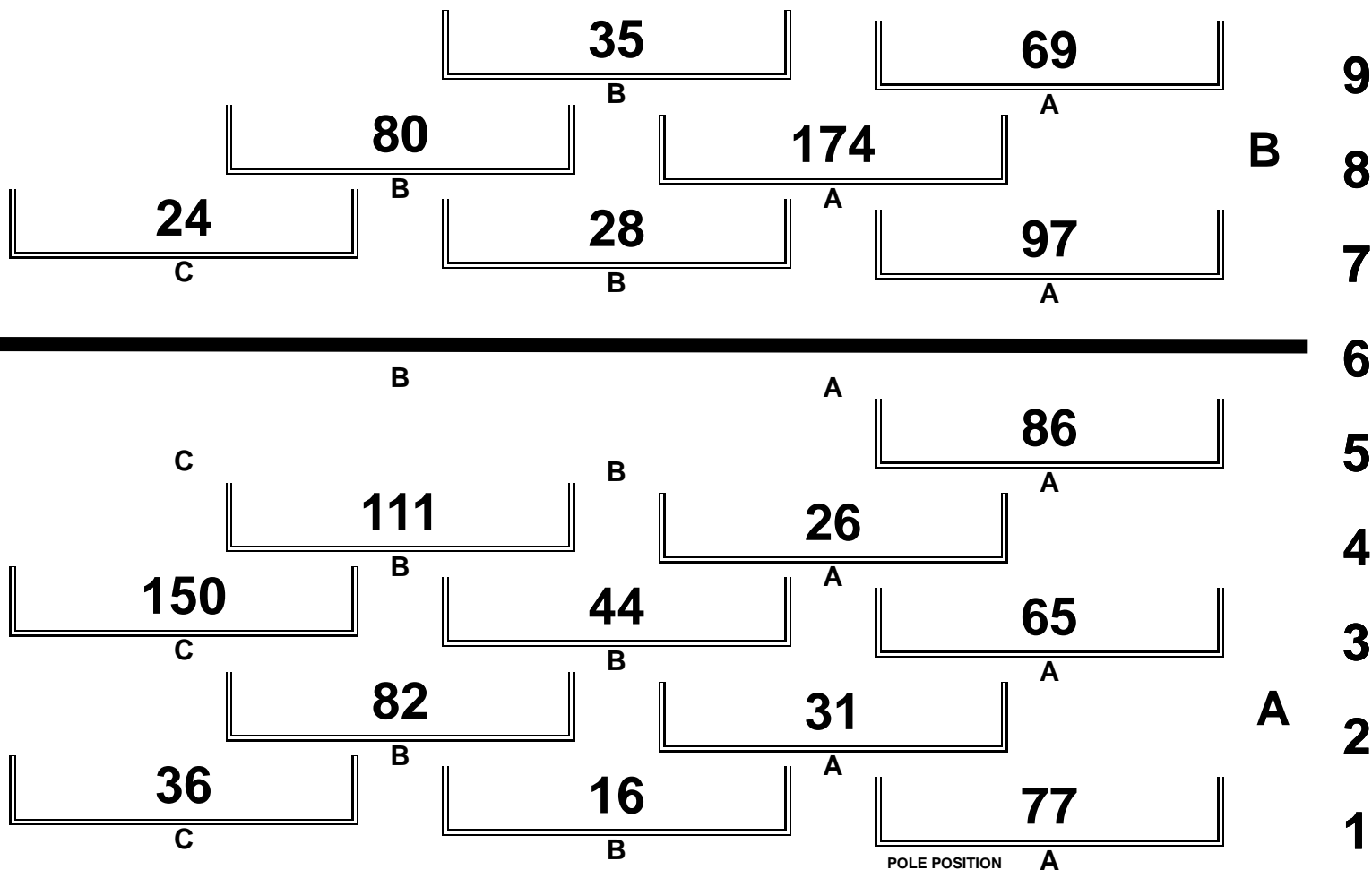
Clough 3.539 Miles

R9: Clough Glasgow Rangers Supporters Club Grand Final

16/06/2012 16:10

Race (7 Laps)

RACE 9 - GRAND FINAL



Mid Antrim 150

SUPERBIKE

Race 3 - Maine Surface Finishing Superbike

Saturday, 16 June 2012



Pos	Class	No	Name	Machine / Sponsor	Gp	Laps	Total Time	Behind	Speed	-----Best Lap----- Time Speed On	
-----	-------	----	------	-------------------	----	------	------------	--------	-------	-------------------------------------	--

Race Classification

1	SBKR	77	Ryan FARQUHAR	Kawasaki - KMR Kawasaki	a	7	15:05.370		98.504	2:07.080	100.255	3
2	SBKR	31	Shaun ANDERSON	Suzuki - Team GAS Racing	a	7	15:15.847	10.477	97.377	2:09.317	98.521	2
3	SBKR	65	Michael SWEENEY	Yamaha 600 - MJR Racing	a	7	15:24.295	18.925	96.487	2:10.976	97.273	7
4	SBKR	82	Derek SHEILS	Honda 600 - T & M	a	7	15:24.782	19.412	96.437	2:10.500	97.628	5
5	SBKR	93	Paul CRANSTON	Honda 600 - P & J Fuel Haulage	a	7	15:26.131	20.761	96.296	2:09.376	98.476	7
6	SBKR	44	Jamie HAMILTON	Kawasaki - KMR Kawasaki	a	7	15:39.115	33.745	94.965	2:12.491	96.160	4
7	SBKR	86	Derek McGEE	Yamaha 600	a	7	15:39.122	33.752	94.964	2:11.171	97.128	3
8	SBKR	97	Seamus ELLIOTT	Yamaha 600 - Logan Racing	b	7	15:51.450	46.080	93.734	2:14.692	94.589	3
9	SBKR	28	Paul GARTLAND	Suzuki - Team GAS Racing	b	7	15:55.253	49.883	93.360	2:14.947	94.410	6
10	SBKR	174	Michal DOKOUPIL	Suzuki 750	b	7	15:59.341	53.971	92.963	2:15.211	94.226	5
11	SBKR	24	Craig SHIRLAW	Kawasaki 600 - Shirlaws Motorcycles	b	7	15:59.743	54.373	92.924	2:14.532	94.702	6
12	SBKR	26	Dennis BOOTH	Yamaha 600	a	7	16:10.681	1:05.311	91.877	2:16.462	93.362	6
13	SBKR	150	William DAVISON	Honda 600 - Hill Contracts	a	7	16:11.136	1:05.766	91.833	2:16.404	93.402	6
14	SBKR	35	Trevor FERGUSON	Triumph 675	b	7	16:11.354	1:05.984	91.813	2:14.851	94.478	7
15	SBKR	22	Stephen McILVENNA	Yamaha 600	b	7	16:15.805	1:10.435	91.394	2:16.711	93.192	3
16	SBKR	69	Dave WOOLAMS	Honda 600 - Wooly's Autos	b	7	16:43.429	1:38.059	88.878	2:20.714	90.541	3

Fastest Lap


SBKR	77	Ryan FARQUHAR	Kawasaki - KMR Kawasaki	a						2:07.080	100.255	3
------	----	---------------	-------------------------	---	--	--	--	--	--	----------	---------	---

Not Classified

DNF	SBKR	80	Phill ARCHER	Yamaha 600	b	3	7:36.766	4 Laps	83.678	2:28.869	85.581	2
-----	------	----	--------------	------------	---	---	----------	--------	--------	----------	--------	---

Provisional result to be confirmed by the Stewards of the Meeting subject to completion of technical inspections & the time limit for protests

Page 1 / 1

Circuit	Clough	Signed		Organising Club	Mid-Antrim Motor Club
Length(miles)	3.5390		Chief Timekeeper	Race Started	12:49
Weather	Cloudy	Issued At:	13:07	Gp Time Diff - b	18.52
Track	Wet				



MCUI Ulster
Centre Timing
powered by
e-Laps timing software



2&4
WHEEL MOTORSPORT
STEERING GROUP LTD.

Belfast
Telegraph  **nitec**



www.elaps-timing.com

Mid Antrim 150

SUPERBIKE

Race 3 - Maine Surface Finishing Superbike

Saturday, 16 June 2012

DETAILED RESULT



Race Classification

1 77 Ryan FARQUHAR

Total Time **15:05.370** Avg Speed **98.504** Behind
Best Time **2:07.080** Best Speed **100.255** On **3** Gp **a**

Lap	Elapsed Time	Lap Time	Lap Speed
1	2:11.234	2:11.234	97.082
2	4:19.388	2:08.154	99.415
3	6:26.468	2:07.080	100.255
4	8:34.555	2:08.087	99.467
5	10:43.358	2:08.803	98.914
6	12:52.823	2:09.465	98.408
7	15:05.370	2:12.547	96.120

2 31 Shaun ANDERSON

Total Time **15:15.847** Avg Speed **97.377** Behind **10.477**
Best Time **2:09.317** Best Speed **98.521** On **2** Gp **a**

Lap	Elapsed Time	Lap Time	Lap Speed
1	2:11.692	2:11.692	96.744
2	4:21.009	2:09.317	98.521
3	6:30.953	2:09.944	98.045
4	8:41.131	2:10.178	97.869
5	10:51.256	2:10.125	97.909
6	13:02.884	2:11.628	96.791
7	15:15.847	2:12.963	95.819

3 65 Michael SWEENEY

Total Time **15:24.295** Avg Speed **96.487** Behind **18.925**
Best Time **2:10.976** Best Speed **97.273** On **7** Gp **a**

Lap	Elapsed Time	Lap Time	Lap Speed
1	2:15.145	2:15.145	94.272
2	4:26.418	2:11.273	97.053
3	6:37.479	2:11.061	97.210
4	8:49.155	2:11.676	96.756
5	11:00.872	2:11.717	96.726
6	13:13.319	2:12.447	96.192
7	15:24.295	2:10.976	97.273

4 82 Derek SHEILS

Total Time **15:24.782** Avg Speed **96.437** Behind **19.412**
Best Time **2:10.500** Best Speed **97.628** On **5** Gp **a**

Lap	Elapsed Time	Lap Time	Lap Speed
1	2:15.920	2:15.920	93.735
2	4:28.846	2:12.926	95.846
3	6:40.022	2:11.176	97.124
4	8:50.534	2:10.512	97.619
5	11:01.034	2:10.500	97.628
6	13:12.705	2:11.671	96.759
7	15:24.782	2:12.077	96.462

Race Classification

5 93 Paul CRANSTON

Total Time **15:26.131** Avg Speed **96.296** Behind **20.761**
Best Time **2:09.376** Best Speed **98.476** On **7** Gp **a**

Lap	Elapsed Time	Lap Time	Lap Speed
1	2:18.629	2:18.629	91.903
2	4:31.542	2:12.913	95.855
3	6:43.998	2:12.456	96.186
4	8:55.047	2:11.049	97.219
5	11:07.026	2:11.979	96.534
6	13:16.755	2:09.729	98.208
7	15:26.131	2:09.376	98.476

6 44 Jamie HAMILTON

Total Time **15:39.115** Avg Speed **94.965** Behind **33.745**
Best Time **2:12.491** Best Speed **96.160** On **4** Gp **a**

Lap	Elapsed Time	Lap Time	Lap Speed
1	2:17.685	2:17.685	92.533
2	4:31.068	2:13.383	95.517
3	6:45.486	2:14.418	94.782
4	8:57.977	2:12.491	96.160
5	11:10.771	2:12.794	95.941
6	13:25.304	2:14.533	94.701
7	15:39.115	2:13.811	95.212

7 86 Derek McGEE

Total Time **15:39.122** Avg Speed **94.964** Behind **33.752**
Best Time **2:11.171** Best Speed **97.128** On **3** Gp **a**

Lap	Elapsed Time	Lap Time	Lap Speed
1	2:18.128	2:18.128	92.236
2	4:30.155	2:12.027	96.498
3	6:41.326	2:11.171	97.128
4	8:53.708	2:12.382	96.240
5	11:07.707	2:13.999	95.078
6	13:22.091	2:14.384	94.806
7	15:39.122	2:17.031	92.975

8 97 Seamus ELLIOTT

Total Time **15:51.450** Avg Speed **93.734** Behind **46.080**
Best Time **2:14.692** Best Speed **94.589** On **3** Gp **b**

Lap	Elapsed Time	Lap Time	Lap Speed
1	2:18.096	2:18.096	92.258
2	4:32.947	2:14.851	94.478
3	6:47.639	2:14.692	94.589
4	9:03.659	2:16.020	93.666
5	11:19.502	2:15.843	93.788
6	13:35.641	2:16.139	93.584
7	15:51.450	2:15.809	93.811



MCUI Ulster
Centre Timing
powered by
e-Laps timing software

www.elaps-timing.com



2&4
WHEEL MOTORSPORT
STEERING GROUP LTD.

Belfast
Telegraph

nitec



SHEOpoint.com
SAFETY
HEALTH
ENVIRONMENT
QUALITY

Mid Antrim 150

SUPERBIKE

Race 3 - Maine Surface Finishing Superbike

Saturday, 16 June 2012

DETAILED RESULT



Race Classification

9 28 Paul GARTLAND

Total Time **15:55.253** Avg Speed **93.360** Behind **49.883**
Best Time **2:14.947** Best Speed **94.410** On **6** Gp **b**

Lap	Elapsed Time	Lap Time	Lap Speed
1	2:21.036	2:21.036	90.334
2	4:37.821	2:16.785	93.142
3	6:53.994	2:16.173	93.560
4	9:09.272	2:15.278	94.179
5	11:24.860	2:15.588	93.964
6	13:39.807	2:14.947	94.410
7	15:55.253	2:15.446	94.063

Race Classification

13 150 William DAVISON

Total Time **16:11.136** Avg Speed **91.833** Behind **1:05.766**
Best Time **2:16.404** Best Speed **93.402** On **6** Gp **a**

Lap	Elapsed Time	Lap Time	Lap Speed
1	2:23.195	2:23.195	88.972
2	4:41.681	2:18.486	91.998
3	7:01.240	2:19.559	91.290
4	9:19.685	2:18.445	92.025
5	11:37.016	2:17.331	92.771
6	13:53.420	2:16.404	93.402
7	16:11.136	2:17.716	92.512

10 174 Michal DOKOUPIL

Total Time **15:59.341** Avg Speed **92.963** Behind **53.971**
Best Time **2:15.211** Best Speed **94.226** On **5** Gp **b**

Lap	Elapsed Time	Lap Time	Lap Speed
1	2:22.268	2:22.268	89.552
2	4:38.591	2:16.323	93.457
3	6:54.448	2:15.857	93.778
4	9:11.013	2:16.565	93.292
5	11:26.224	2:15.211	94.226
6	13:42.246	2:16.022	93.664
7	15:59.341	2:17.095	92.931

14 35 Trevor FERGUSON

Total Time **16:11.354** Avg Speed **91.813** Behind **1:05.984**
Best Time **2:14.851** Best Speed **94.478** On **7** Gp **b**

Lap	Elapsed Time	Lap Time	Lap Speed
1	2:28.199	2:28.199	85.968
2	4:47.593	2:19.394	91.398
3	7:04.038	2:16.445	93.374
4	9:22.247	2:18.209	92.182
5	11:40.025	2:17.778	92.470
6	13:56.503	2:16.478	93.351
7	16:11.354	2:14.851	94.478

11 24 Craig SHIRLAW

Total Time **15:59.743** Avg Speed **92.924** Behind **54.373**
Best Time **2:14.532** Best Speed **94.702** On **6** Gp **b**

Lap	Elapsed Time	Lap Time	Lap Speed
1	2:23.435	2:23.435	88.824
2	4:40.404	2:16.969	93.017
3	6:57.043	2:16.639	93.241
4	9:12.493	2:15.450	94.060
5	11:28.718	2:16.225	93.525
6	13:43.250	2:14.532	94.702
7	15:59.743	2:16.493	93.341

15 22 Stephen McILVENNA

Total Time **16:15.805** Avg Speed **91.394** Behind **1:10.435**
Best Time **2:16.711** Best Speed **93.192** On **3** Gp **b**

Lap	Elapsed Time	Lap Time	Lap Speed
1	2:27.592	2:27.592	86.322
2	4:45.966	2:18.374	92.072
3	7:02.677	2:16.711	93.192
4	9:22.978	2:20.301	90.808
5	11:40.662	2:17.684	92.534
6	13:57.385	2:16.723	93.184
7	16:15.805	2:18.420	92.042

12 26 Dennis BOOTH

Total Time **16:10.681** Avg Speed **91.877** Behind **1:05.311**
Best Time **2:16.462** Best Speed **93.362** On **6** Gp **a**

Lap	Elapsed Time	Lap Time	Lap Speed
1	2:23.851	2:23.851	88.567
2	4:42.109	2:18.258	92.149
3	7:01.664	2:19.555	91.293
4	9:20.213	2:18.549	91.956
5	11:37.319	2:17.106	92.924
6	13:53.781	2:16.462	93.362
7	16:10.681	2:16.900	93.064

16 69 Dave WOOLAMS

Total Time **16:43.429** Avg Speed **88.878** Behind **1:38.059**
Best Time **2:20.714** Best Speed **90.541** On **3** Gp **b**

Lap	Elapsed Time	Lap Time	Lap Speed
1	2:27.030	2:27.030	86.652
2	4:48.191	2:21.161	90.254
3	7:08.905	2:20.714	90.541
4	9:31.776	2:22.871	89.174
5	11:55.289	2:23.513	88.775
6	14:18.306	2:23.017	89.083
7	16:43.429	2:25.123	87.790

Not Classified



MCUI Ulster
Centre Timing
powered by
e-Laps timing software

www.elaps-timing.com



2&4
WHEEL MOTORSPORT
STEERING GROUP LTD.

Belfast
Telegraph



Mid Antrim 150

SUPERBIKE

Race 3 - Maine Surface Finishing Superbike

Saturday, 16 June 2012

DETAILED RESULT



Not Classified

DNF 80 Phill ARCHER

Total Time **7:36.766** Avg Speed **83.678** Behind **4 Laps**

Best Time **2:28.869** Best Speed **85.581** On **2** Gp **b**

Lap	Elapsed Time	Lap Time	Lap Speed
1	2:34.420	2:34.420	82.505
2	5:03.289	2:28.869	85.581
3	7:36.766	2:33.477	83.012



MCUI Ulster
Centre Timing
powered by
e-Laps timing software

www.elaps-timing.com



2&4
WHEEL MOTORSPORT
STEERING GROUP LTD.

Belfast
Telegraph  **nitec**



Mid Antrim 150

SUPERBIKE

Race 3 - Maine Surface Finishing Superbike

LAP CHART

**1**

No	Name	G	Elapsed Time	Lap Time
77	Ryan FARQUHAR	a	2:11.234	2:11.234
31	Shaun ANDERSON	a	2:11.692	2:11.692
65	Michael SWEENEY	a	2:15.145	2:15.145
82	Derek SHEILS	a	2:15.920	2:15.920
44	Jamie HAMILTON	a	2:17.685	2:17.685
97	Seamus ELLIOTT	b	2:18.096	2:18.096
86	Derek McGEE	a	2:18.128	2:18.128
93	Paul CRANSTON	a	2:18.629	2:18.629
28	Paul GARTLAND	b	2:21.036	2:21.036
174	Michal DOKOUPIL	b	2:22.268	2:22.268
150	William DAVISON	a	2:23.195	2:23.195
24	Craig SHIRLAW	b	2:23.435	2:23.435
26	Dennis BOOTH	a	2:23.851	2:23.851
69	Dave WOOLAMS	b	2:27.030	2:27.030
22	Stephen McLIVENNA	b	2:27.592	2:27.592
35	Trevor FERGUSON	b	2:28.199	2:28.199
80	Phill ARCHER	b	2:34.420	2:34.420

2

No	Name	G	Elapsed Time	Lap Time
77	Ryan FARQUHAR	a	4:19.388	2:08.154
31	Shaun ANDERSON	a	4:21.009	2:09.317
65	Michael SWEENEY	a	4:26.418	2:11.273
82	Derek SHEILS	a	4:28.846	2:12.926
86	Derek McGEE	a	4:30.155	2:12.027
44	Jamie HAMILTON	a	4:31.068	2:13.383
93	Paul CRANSTON	a	4:31.542	2:12.913
97	Seamus ELLIOTT	b	4:32.947	2:14.851
28	Paul GARTLAND	b	4:37.821	2:16.785
174	Michal DOKOUPIL	b	4:38.591	2:16.323
24	Craig SHIRLAW	b	4:40.404	2:16.969
150	William DAVISON	a	4:41.681	2:18.486
26	Dennis BOOTH	a	4:42.109	2:18.258
22	Stephen McLIVENNA	b	4:45.966	2:18.374
35	Trevor FERGUSON	b	4:47.593	2:19.394
69	Dave WOOLAMS	b	4:48.191	2:21.161
80	Phill ARCHER	b	5:03.289	2:28.869

3

No	Name	G	Elapsed Time	Lap Time
77	Ryan FARQUHAR	a	6:26.468	2:07.080
31	Shaun ANDERSON	a	6:30.953	2:09.944
65	Michael SWEENEY	a	6:37.479	2:11.061
82	Derek SHEILS	a	6:40.022	2:11.176
86	Derek McGEE	a	6:41.326	2:11.171
93	Paul CRANSTON	a	6:43.998	2:12.456
44	Jamie HAMILTON	a	6:45.486	2:14.418
97	Seamus ELLIOTT	b	6:47.639	2:14.692
28	Paul GARTLAND	b	6:53.994	2:16.173
174	Michal DOKOUPIL	b	6:54.448	2:15.857
24	Craig SHIRLAW	b	6:57.043	2:16.639
150	William DAVISON	a	7:01.240	2:19.559
26	Dennis BOOTH	a	7:01.664	2:19.555
22	Stephen McLIVENNA	b	7:02.677	2:16.711
35	Trevor FERGUSON	b	7:04.038	2:16.445
69	Dave WOOLAMS	b	7:08.905	2:20.714
80	Phill ARCHER	b	7:36.766	2:33.477

4

No	Name	G	Elapsed Time	Lap Time
77	Ryan FARQUHAR	a	8:34.555	2:08.087
31	Shaun ANDERSON	a	8:41.131	2:10.178
65	Michael SWEENEY	a	8:49.155	2:11.676
82	Derek SHEILS	a	8:50.534	2:10.512
86	Derek McGEE	a	8:53.708	2:12.382
93	Paul CRANSTON	a	8:55.047	2:11.049
44	Jamie HAMILTON	a	8:57.977	2:12.491
97	Seamus ELLIOTT	b	9:03.659	2:16.020
28	Paul GARTLAND	b	9:09.272	2:15.278
174	Michal DOKOUPIL	b	9:11.013	2:16.565
24	Craig SHIRLAW	b	9:12.493	2:15.450
150	William DAVISON	a	9:19.685	2:18.445
26	Dennis BOOTH	a	9:20.213	2:18.549
35	Trevor FERGUSON	b	9:22.247	2:18.209
22	Stephen McLIVENNA	b	9:22.978	2:20.301
69	Dave WOOLAMS	b	9:31.776	2:22.871

5

No	Name	G	Elapsed Time	Lap Time
77	Ryan FARQUHAR	a	10:43.358	2:08.803
31	Shaun ANDERSON	a	10:51.256	2:10.125
65	Michael SWEENEY	a	11:00.872	2:11.717
82	Derek SHEILS	a	11:01.034	2:10.500
93	Paul CRANSTON	a	11:07.026	2:11.979
86	Derek McGEE	a	11:07.707	2:13.999
44	Jamie HAMILTON	a	11:10.771	2:12.794
97	Seamus ELLIOTT	b	11:19.502	2:15.843
28	Paul GARTLAND	b	11:24.860	2:15.588
174	Michal DOKOUPIL	b	11:26.224	2:15.211
24	Craig SHIRLAW	b	11:28.718	2:16.225
150	William DAVISON	a	11:37.016	2:17.331
26	Dennis BOOTH	a	11:37.319	2:17.106
35	Trevor FERGUSON	b	11:40.025	2:17.778
22	Stephen McLIVENNA	b	11:40.662	2:17.684
69	Dave WOOLAMS	b	11:55.289	2:23.513

6

No	Name	G	Elapsed Time	Lap Time
77	Ryan FARQUHAR	a	12:52.823	2:09.465
31	Shaun ANDERSON	a	13:02.884	2:11.628
82	Derek SHEILS	a	13:12.705	2:11.671
65	Michael SWEENEY	a	13:13.319	2:12.447
93	Paul CRANSTON	a	13:16.755	2:09.729
86	Derek McGEE	a	13:22.091	2:14.384
44	Jamie HAMILTON	a	13:25.304	2:14.533
97	Seamus ELLIOTT	b	13:35.641	2:16.139
28	Paul GARTLAND	b	13:39.807	2:14.947
174	Michal DOKOUPIL	b	13:42.246	2:16.022
24	Craig SHIRLAW	b	13:43.250	2:14.532
150	William DAVISON	a	13:53.420	2:16.404
26	Dennis BOOTH	a	13:53.781	2:16.462
35	Trevor FERGUSON	b	13:56.503	2:16.478
22	Stephen McLIVENNA	b	13:57.385	2:16.723
69	Dave WOOLAMS	b	14:18.306	2:23.017

Mid Antrim 150

SUPERBIKE

Race 3 - Maine Surface Finishing Superbike

LAP CHART



7

No	Name	G	Elapsed Time	Lap Time
77	Ryan FARQUHAR	a	15:05.370	2:12.547
31	Shaun ANDERSON	a	15:15.847	2:12.963
65	Michael SWEENEY	a	15:24.295	2:10.976
82	Derek SHEILS	a	15:24.782	2:12.077
93	Paul CRANSTON	a	15:26.131	2:09.376
44	Jamie HAMILTON	a	15:39.115	2:13.811
86	Derek McGEE	a	15:39.122	2:17.031
97	Seamus ELLIOTT	b	15:51.450	2:15.809
28	Paul GARTLAND	b	15:55.253	2:15.446
174	Michal DOKOUPIL	b	15:59.341	2:17.095
24	Craig SHIRLAW	b	15:59.743	2:16.493
26	Dennis BOOTH	a	16:10.681	2:16.900
150	William DAVISON	a	16:11.136	2:17.716
35	Trevor FERGUSON	b	16:11.354	2:14.851
22	Stephen McLVENNA	b	16:15.805	2:18.420
69	Dave WOOLAMS	b	16:43.429	2:25.123



MCUI Ulster
Centre Timing
powered by
e-Laps timing software

www.elaps-timing.com



2&4
WHEEL MOTORSPORT
STEERING GROUP LTD.

Belfast
Telegraph **nitec**



SAFETY
HEALTH
ENVIRONMENT
QUALITY

SHEQpoint.com

Mid Antrim 150

SUPERBIKE

Race 9 - Clough Rangers Supporters Club Grand Final


Saturday, 16 June 2012



Pos	Class	No	Name	Machine / Sponsor	Gp	Laps	Total Time	Behind	Speed	-----Best Lap-----		
										Time	Speed	On
Race Classification												
1	SBKR	77	Ryan FARQUHAR	Kawasaki - KMR Kawasaki	a	7	14:06.298		105.380	1:59.627	106.501	2
2	SBKR	82	Derek SHEILS	Honda - Amigos	a	7	14:16.632	10.334	104.109	2:01.497	104.862	4
3	SBKR	16	John BURROWS	Kawasaki - Cookstown BE Racing	a	7	14:30.548	24.250	102.444	2:03.159	103.447	3
4	SBKR	31	Shaun ANDERSON	Suzuki - Team GAS Racing	a	7	14:33.623	27.325	102.084	2:02.164	104.289	7
5	SBKR	44	Jamie HAMILTON	Kawasaki - KMR Kawasaki	a	7	14:36.406	30.108	101.760	2:03.020	103.564	5
6	SBKR	65	Michael SWEENEY	Yamaha 600 - MJR Racing	a	7	14:46.498	40.200	100.601	2:05.111	101.833	7
7	SBKR	93	Paul CRANSTON	Honda 600 - P & J Fuel Haulage	a	7	14:47.050	40.752	100.539	2:04.125	102.642	7
8	SBKR	111	Brian McCORMACK	Honda - CD Racing	a	7	15:02.763	56.465	98.789	2:07.410	99.995	2
9	SBKR	97	Seamus ELLIOTT	Yamaha 600 - Logan Racing	b	7	15:04.609	58.311	98.587	2:06.503	100.712	7
10	SBKR	56	Sam WILSON	Yamaha 600 - Logan Racing	b	7	15:12.005	1:05.707	97.788	2:07.906	99.608	6
11	SBKR	23	Michal DOKOUPIL	Yamaha 600	b	7	15:13.180	1:06.882	97.662	2:07.854	99.648	4
12	SBKR	26	Dennis BOOTH	Yamaha 600	a	7	15:26.973	1:20.675	96.209	2:09.694	98.234	6
13	SBKR	35	Trevor FERGUSON	Triumph 675	b	7	15:34.221	1:27.923	95.462	2:11.259	97.063	2
Fastest Lap												
	SBKR	77	Ryan FARQUHAR	Kawasaki - KMR Kawasaki	a					1:59.627	106.501	2
Not Classified												
DNF	SBKR	24	Craig SHIRLAW	Kawasaki 600 - Shirlaws Motorcycles	b	3	6:44.023	4 Laps	94.602	2:12.037	96.491	2

Provisional result to be confirmed by the Stewards of the Meeting subject to completion of technical inspections & the time limit for protests

Page 1 / 1

Circuit	Clough	Signed		Organising Club	Mid-Antrim Motor Club
Length(miles)	3.5390		Chief Timekeeper	Race Started	16:49
Weather	Cloudy	Issued At:	17:08	Gp Time Diff - b	13.13
Track	Dry				



MCUI Ulster
Centre Timing
powered by
e-Laps timing software



2&4
WHEEL MOTORSPORT
STEERING GROUP LTD.

Belfast
Telegraph  **nitec**



www.elaps-timing.com

Mid Antrim 150

SUPERBIKE

Race 9 - Clough Rangers Supporters Club Grand Final

Saturday, 16 June 2012

DETAILED RESULT



Race Classification

1 77 Ryan FARQUHAR

Total Time **14:06.298** Avg Speed **105.380** Behind
Best Time **1:59.627** Best Speed **106.501** On **2** Gp **a**

Lap	Elapsed Time	Lap Time	Lap Speed
1	2:02.852	2:02.852	103.705
2	4:02.479	1:59.627	106.501
3	6:02.553	2:00.074	106.105
4	8:02.186	1:59.633	106.496
5	10:02.223	2:00.037	106.137
6	12:02.888	2:00.665	105.585
7	14:06.298	2:03.410	103.236

2 82 Derek SHEILS

Total Time **14:16.632** Avg Speed **104.109** Behind **10.334**
Best Time **2:01.497** Best Speed **104.862** On **4** Gp **a**

Lap	Elapsed Time	Lap Time	Lap Speed
1	2:04.834	2:04.834	102.059
2	4:07.182	2:02.348	104.132
3	6:09.494	2:02.312	104.163
4	8:10.991	2:01.497	104.862
5	10:12.748	2:01.757	104.638
6	12:14.328	2:01.580	104.790
7	14:16.632	2:02.304	104.170

3 16 John BURROWS

Total Time **14:30.548** Avg Speed **102.444** Behind **24.250**
Best Time **2:03.159** Best Speed **103.447** On **3** Gp **a**

Lap	Elapsed Time	Lap Time	Lap Speed
1	2:04.532	2:04.532	102.306
2	4:08.336	2:03.804	102.908
3	6:11.495	2:03.159	103.447
4	8:15.427	2:03.932	102.802
5	10:19.566	2:04.139	102.630
6	12:24.238	2:04.672	102.191
7	14:30.548	2:06.310	100.866

4 31 Shaun ANDERSON

Total Time **14:33.623** Avg Speed **102.084** Behind **27.325**
Best Time **2:02.164** Best Speed **104.289** On **7** Gp **a**

Lap	Elapsed Time	Lap Time	Lap Speed
1	2:09.441	2:09.441	98.426
2	4:15.419	2:05.978	101.132
3	6:20.429	2:05.010	101.915
4	8:24.512	2:04.083	102.676
5	10:27.787	2:03.275	103.349
6	12:31.459	2:03.672	103.018
7	14:33.623	2:02.164	104.289

Race Classification

5 44 Jamie HAMILTON

Total Time **14:36.406** Avg Speed **101.760** Behind **30.108**
Best Time **2:03.020** Best Speed **103.564** On **5** Gp **a**

Lap	Elapsed Time	Lap Time	Lap Speed
1	2:08.928	2:08.928	98.818
2	4:15.153	2:06.225	100.934
3	6:21.489	2:06.336	100.845
4	8:25.346	2:03.857	102.864
5	10:28.366	2:03.020	103.564
6	12:32.104	2:03.738	102.963
7	14:36.406	2:04.302	102.496

6 65 Michael SWEENEY

Total Time **14:46.498** Avg Speed **100.601** Behind **40.200**
Best Time **2:05.111** Best Speed **101.833** On **7** Gp **a**

Lap	Elapsed Time	Lap Time	Lap Speed
1	2:08.387	2:08.387	99.234
2	4:14.754	2:06.367	100.821
3	6:22.369	2:07.615	99.835
4	8:28.901	2:06.532	100.689
5	10:35.076	2:06.175	100.974
6	12:41.387	2:06.311	100.865
7	14:46.498	2:05.111	101.833

7 93 Paul CRANSTON

Total Time **14:47.050** Avg Speed **100.539** Behind **40.752**
Best Time **2:04.125** Best Speed **102.642** On **7** Gp **a**

Lap	Elapsed Time	Lap Time	Lap Speed
1	2:12.127	2:12.127	96.425
2	4:18.745	2:06.618	100.621
3	6:26.402	2:07.657	99.802
4	8:32.236	2:05.834	101.248
5	10:37.460	2:05.224	101.741
6	12:42.925	2:05.465	101.545
7	14:47.050	2:04.125	102.642

8 111 Brian McCORMACK

Total Time **15:02.763** Avg Speed **98.789** Behind **56.465**
Best Time **2:07.410** Best Speed **99.995** On **2** Gp **a**

Lap	Elapsed Time	Lap Time	Lap Speed
1	2:11.006	2:11.006	97.251
2	4:18.416	2:07.410	99.995
3	6:27.232	2:08.816	98.904
4	8:35.708	2:08.476	99.166
5	10:44.622	2:08.914	98.829
6	12:53.524	2:08.902	98.838
7	15:02.763	2:09.239	98.580



MCUI Ulster
Centre Timing
powered by
e-Laps timing software

www.elaps-timing.com



WHEEL MOTORSPORT
STEERING GROUP LTD.

Belfast
Telegraph



Mid Antrim 150

SUPERBIKE

Race 9 - Clough Rangers Supporters Club Grand Final

Saturday, 16 June 2012

DETAILED RESULT



Race Classification

9 97 Seamus ELLIOTT

Total Time **15:04.609** Avg Speed **98.587** Behind **58.311**
Best Time **2:06.503** Best Speed **100.712** On **7** Gp **b**

Lap	Elapsed Time	Lap Time	Lap Speed
1	2:14.866	2:14.866	94.467
2	4:22.240	2:07.374	100.024
3	6:31.029	2:08.789	98.925
4	8:39.123	2:08.094	99.461
5	10:49.228	2:10.105	97.924
6	12:58.106	2:08.878	98.856
7	15:04.609	2:06.503	100.712

Race Classification

13 35 Trevor FERGUSON

Total Time **15:34.221** Avg Speed **95.462** Behind **1:27.923**
Best Time **2:11.259** Best Speed **97.063** On **2** Gp **b**

Lap	Elapsed Time	Lap Time	Lap Speed
1	2:18.721	2:18.721	91.842
2	4:29.980	2:11.259	97.063
3	6:41.959	2:11.979	96.534
4	8:55.033	2:13.074	95.739
5	11:07.976	2:12.943	95.834
6	13:20.867	2:12.891	95.871
7	15:34.221	2:13.354	95.538

10 56 Sam WILSON

Total Time **15:12.005** Avg Speed **97.788** Behind **1:05.707**
Best Time **2:07.906** Best Speed **99.608** On **6** Gp **b**

Lap	Elapsed Time	Lap Time	Lap Speed
1	2:15.867	2:15.867	93.771
2	4:27.384	2:11.517	96.873
3	6:37.072	2:09.688	98.239
4	8:46.535	2:09.463	98.410
5	10:55.781	2:09.246	98.575
6	13:03.687	2:07.906	99.608
7	15:12.005	2:08.318	99.288

Not Classified

DNF 24 Craig SHIRLAW

Total Time **6:44.023** Avg Speed **94.602** Behind **4 Laps**
Best Time **2:12.037** Best Speed **96.491** On **2** Gp **b**

Lap	Elapsed Time	Lap Time	Lap Speed
1	2:14.654	2:14.654	94.616
2	4:26.691	2:12.037	96.491
3	6:44.023	2:17.332	92.771

11 23 Michal DOKOUPIL

Total Time **15:13.180** Avg Speed **97.662** Behind **1:06.882**
Best Time **2:07.854** Best Speed **99.648** On **4** Gp **b**

Lap	Elapsed Time	Lap Time	Lap Speed
1	2:18.158	2:18.158	92.216
2	4:27.730	2:09.572	98.327
3	6:38.156	2:10.426	97.683
4	8:46.010	2:07.854	99.648
5	10:53.977	2:07.967	99.560
6	13:04.000	2:10.023	97.986
7	15:13.180	2:09.180	98.625

12 26 Dennis BOOTH

Total Time **15:26.973** Avg Speed **96.209** Behind **1:20.675**
Best Time **2:09.694** Best Speed **98.234** On **6** Gp **a**

Lap	Elapsed Time	Lap Time	Lap Speed
1	2:16.803	2:16.803	93.130
2	4:29.771	2:12.968	95.816
3	6:43.880	2:14.109	95.000
4	8:56.320	2:12.440	96.198
5	11:06.861	2:10.541	97.597
6	13:16.555	2:09.694	98.234
7	15:26.973	2:10.418	97.689



MCUI Ulster
Centre Timing
powered by
e-Laps timing software



2&4
WHEEL MOTORSPORT
STEERING GROUP LTD.

Belfast
Telegraph **nitec**



Mid Antrim 150

SUPERBIKE

Race 9 - Clough Rangers Supporters Club Grand Final

LAP CHART

**1**

No	Name	G	Elapsed Time	Lap Time
77	Ryan FARQUHAR	a	2:02.852	2:02.852
16	John BURROWS	a	2:04.532	2:04.532
82	Derek SHEILS	a	2:04.834	2:04.834
65	Michael SWEENEY	a	2:08.387	2:08.387
44	Jamie HAMILTON	a	2:08.928	2:08.928
31	Shaun ANDERSON	a	2:09.441	2:09.441
111	Brian McCORMACK	a	2:11.006	2:11.006
93	Paul CRANSTON	a	2:12.127	2:12.127
24	Craig SHIRLAW	b	2:14.654	2:14.654
97	Seamus ELLIOTT	b	2:14.866	2:14.866
56	Sam WILSON	b	2:15.867	2:15.867
26	Dennis BOOTH	a	2:16.803	2:16.803
23	Michal DOKOUPIL	b	2:18.158	2:18.158
35	Trevor FERGUSON	b	2:18.721	2:18.721

2

No	Name	G	Elapsed Time	Lap Time
77	Ryan FARQUHAR	a	4:02.479	1:59.627
82	Derek SHEILS	a	4:07.182	2:02.348
16	John BURROWS	a	4:08.336	2:03.804
65	Michael SWEENEY	a	4:14.754	2:06.367
44	Jamie HAMILTON	a	4:15.153	2:06.225
31	Shaun ANDERSON	a	4:15.419	2:05.978
111	Brian McCORMACK	a	4:18.416	2:07.410
93	Paul CRANSTON	a	4:18.745	2:06.618
97	Seamus ELLIOTT	b	4:22.240	2:07.374
24	Craig SHIRLAW	b	4:26.691	2:12.037
56	Sam WILSON	b	4:27.384	2:11.517
23	Michal DOKOUPIL	b	4:27.730	2:09.572
26	Dennis BOOTH	a	4:29.771	2:12.968
35	Trevor FERGUSON	b	4:29.980	2:11.259

3

No	Name	G	Elapsed Time	Lap Time
77	Ryan FARQUHAR	a	6:02.553	2:00.074
82	Derek SHEILS	a	6:09.494	2:02.312
16	John BURROWS	a	6:11.495	2:03.159
31	Shaun ANDERSON	a	6:20.429	2:05.010
44	Jamie HAMILTON	a	6:21.489	2:06.336
65	Michael SWEENEY	a	6:22.369	2:07.615
93	Paul CRANSTON	a	6:26.402	2:07.657
111	Brian McCORMACK	a	6:27.232	2:08.816
97	Seamus ELLIOTT	b	6:31.029	2:08.789
56	Sam WILSON	b	6:37.072	2:09.688
23	Michal DOKOUPIL	b	6:38.156	2:10.426
35	Trevor FERGUSON	b	6:41.959	2:11.979
26	Dennis BOOTH	a	6:43.880	2:14.109
24	Craig SHIRLAW	b	6:44.023	2:17.332

4

No	Name	G	Elapsed Time	Lap Time
77	Ryan FARQUHAR	a	8:02.186	1:59.633
82	Derek SHEILS	a	8:10.991	2:01.497
16	John BURROWS	a	8:15.427	2:03.932
31	Shaun ANDERSON	a	8:24.512	2:04.083
44	Jamie HAMILTON	a	8:25.346	2:03.857
65	Michael SWEENEY	a	8:28.901	2:06.532
93	Paul CRANSTON	a	8:32.236	2:05.834
111	Brian McCORMACK	a	8:35.708	2:08.476
97	Seamus ELLIOTT	b	8:39.123	2:08.094
23	Michal DOKOUPIL	b	8:46.010	2:07.854
56	Sam WILSON	b	8:46.535	2:09.463
35	Trevor FERGUSON	b	8:55.033	2:13.074
26	Dennis BOOTH	a	8:56.320	2:12.440

5

No	Name	G	Elapsed Time	Lap Time
77	Ryan FARQUHAR	a	10:02.223	2:00.037
82	Derek SHEILS	a	10:12.748	2:01.757
16	John BURROWS	a	10:19.566	2:04.139
31	Shaun ANDERSON	a	10:27.787	2:03.275
44	Jamie HAMILTON	a	10:28.366	2:03.020
65	Michael SWEENEY	a	10:35.076	2:06.175
93	Paul CRANSTON	a	10:37.460	2:05.224
111	Brian McCORMACK	a	10:44.622	2:08.914
97	Seamus ELLIOTT	b	10:49.228	2:10.105
23	Michal DOKOUPIL	b	10:53.977	2:07.967
56	Sam WILSON	b	10:55.781	2:09.246
26	Dennis BOOTH	a	11:06.861	2:10.541
35	Trevor FERGUSON	b	11:07.976	2:12.943

6

No	Name	G	Elapsed Time	Lap Time
77	Ryan FARQUHAR	a	12:02.888	2:00.665
82	Derek SHEILS	a	12:14.328	2:01.580
16	John BURROWS	a	12:24.238	2:04.672
31	Shaun ANDERSON	a	12:31.459	2:03.672
44	Jamie HAMILTON	a	12:32.104	2:03.738
65	Michael SWEENEY	a	12:41.387	2:06.311
93	Paul CRANSTON	a	12:42.925	2:05.465
111	Brian McCORMACK	a	12:53.524	2:08.902
97	Seamus ELLIOTT	b	12:58.106	2:08.878
56	Sam WILSON	b	13:03.687	2:07.906
23	Michal DOKOUPIL	b	13:04.000	2:10.023
26	Dennis BOOTH	a	13:16.555	2:09.694
35	Trevor FERGUSON	b	13:20.867	2:12.891

7

No	Name	G	Elapsed Time	Lap Time
77	Ryan FARQUHAR	a	14:06.298	2:03.410
82	Derek SHEILS	a	14:16.632	2:02.304
16	John BURROWS	a	14:30.548	2:06.310
31	Shaun ANDERSON	a	14:33.623	2:02.164
44	Jamie HAMILTON	a	14:36.406	2:04.302
65	Michael SWEENEY	a	14:46.498	2:05.111
93	Paul CRANSTON	a	14:47.050	2:04.125
111	Brian McCORMACK	a	15:02.763	2:09.239
97	Seamus ELLIOTT	b	15:04.609	2:06.503
56	Sam WILSON	b	15:12.005	2:08.318
23	Michal DOKOUPIL	b	15:13.180	2:09.180
26	Dennis BOOTH	a	15:26.973	2:10.418
35	Trevor FERGUSON	b	15:34.221	2:13.354

IRISH ROAD RACE SUPERBIKE

2012

Pos	No.	Name	Total	Diff	Gap	#1	#2	#3
						R1	R1	R3
1	77	Ryan FARQUHAR	70	0	0	25	20	25
2	3	Michael DUNLOP	45	25	25	20	25	x
3	31	Shaun ANDERSON	35	35	10	5	10	20
4	65	Michael SWEENEY	29	41	6	6	7	16
5	16	John BURROWS	26	44	3	10	16	x
6	82	Derek SHELS	26	44	0	x	13	13
7	36	Michael PEARSON	24	46	2	13	11	x
8	93	Paul CRANSTON	20	50	4	x	9	11
9	44	Jamie HAMILTON	17	53	3	7	x	10
10	13	Adrian ARCHIBALD	16	54	1	16	x	x
11	42	Rob BARBER	12	58	4	4	8	x
12	18	Guy MARTIN	11	59	1	11	x	x
13	86	Derek McGEE	9	61	2	x	x	9
14	6	William DUNLOP	9	61	0	9	x	x
15	97	Seamus ELLIOTT	8	62	1	x	x	8
16	71	Davy MORGAN	8	62	0	8	x	x
17	9	Wayne KIRWAN	8	62	0	2	6	x
18	150	William DAVISON	8	62	0	1	4	3
19	28	Paul GARTLAND	7	63	1	x	x	7
20	174	Michal DOKOUPIL	6	64	1	x	x	6
21	26	Dennis BOOTH	6	64	0	x	2	4
22	24	Craig SHIRLAW	5	65	1	x	x	5
23	64	Stephen McKNIGHT	5	65	0	x	5	x
24	19	Dave HEWSON	3	67	2	x	3	x
25	33	Steve MERCER	3	67	0	3	x	x
26	35	Trevor FERGUSON	2	68	1	x	x	2
27	22	Stephen McLIVENNA	1	69	1	x	x	1
28	21	Alan CONNOR	1	69	0	x	1	x

Event Legend

#1	27/04/2012	KDM HIRE COOKSTOWN 100	#3	15/06/2012	MID-ANTRIM 150
#2	04/05/2012	AROUND A POUND TANDRAGEE 100			

ULSTER ROAD RACE SUPERBIKE

2012

Pos	No.	Name	Total	Diff	Gap	#1	#2	#3
						R1	R1	R3
1	77	Ryan FARQUHAR	70	0	0	25	20	25
2	3	Michael DUNLOP	45	25	25	20	25	x
3	31	Shaun ANDERSON	35	35	10	5	10	20
4	65	Michael SWEENEY	29	41	6	6	7	16
5	16	John BURROWS	26	44	3	10	16	x
6	82	Derek SHEILS	26	44	0	x	13	13
7	36	Michael PEARSON	24	46	2	13	11	x
8	93	Paul CRANSTON	20	50	4	x	9	11
9	44	Jamie HAMILTON	17	53	3	7	x	10
10	13	Adrian ARCHIBALD	16	54	1	16	x	x
11	42	Rob BARBER	12	58	4	4	8	x
12	18	Guy MARTIN	11	59	1	11	x	x
13	86	Derek McGEE	9	61	2	x	x	9
14	6	William DUNLOP	9	61	0	9	x	x
15	97	Seamus ELLIOTT	8	62	1	x	x	8
16	71	Davy MORGAN	8	62	0	8	x	x
17	9	Wayne KIRWAN	8	62	0	2	6	x
18	150	William DAVISON	8	62	0	1	4	3
19	28	Paul GARTLAND	7	63	1	x	x	7
20	174	Michal DOKOUPIL	6	64	1	x	x	6
21	26	Dennis BOOTH	6	64	0	x	2	4
22	24	Craig SHIRLAW	5	65	1	x	x	5
23	64	Stephen McKNIGHT	5	65	0	x	5	x
24	19	Dave HEWSON	3	67	2	x	3	x
25	33	Steve MERCER	3	67	0	3	x	x
26	35	Trevor FERGUSON	2	68	1	x	x	2
27	22	Stephen McILVENNA	1	69	1	x	x	1
28	21	Alan CONNOR	1	69	0	x	1	x

Event Legend

#1	27/04/2012	KDM HIRE COOKSTOWN 100	#3	15/06/2012	MID-ANTRIM 150
#2	04/05/2012	AROUND A POUND TANDRAGEE 100			