

MID-ANTRIM 150

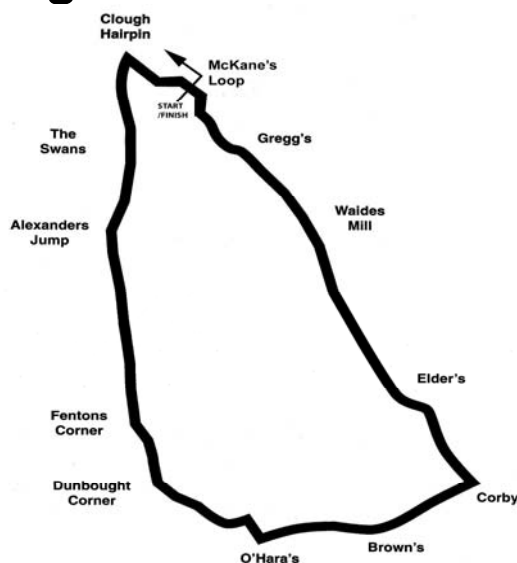
Friday 15th & Saturday 16th June 2012

promoted by Mid-Antrim Motor Club
www.midantrim150.co.uk

**BRAEHEAD CAKES
SUPERTWINS**



Clough Circuit 3.539 miles



Lap Records

Class	Rider	Machine	m	s	mph	Year
125cc	Darran Lindsay	Honda	2	10.429	97.681	2004
Moto 3	to be established					
Moto 450	Ryan Farquhar	Kawasaki	2	17.835	92.432	2010
250cc	Darran Lindsay	Honda	2	02.895	103.669	2004
Supersport 400	Victor Gilmore	Kawasaki	2	15.294	94.168	2007
Supertwins	Ryan Farquhar	Kawasaki 650	2	11.609	96.805	2010
Supersport	Ryan Farquhar	Kawasaki	1	59.237	106.849	2007
Superbike	Ryan Farquhar	Kawasaki	1	56.435	109.421	2007
Senior Support	Stephen McKnight	Suzuki 750	2	07.368	100.028	2007
Junior Support	Dean Harrison	Kawasaki 650	2	15.851	93.782	2010
Classic 1000cc	Bill Wark	Weslake 900	2	17.87	92.409	2003
Classic 500cc	Neill McWhirter	Norton	2	20.788	90.494	2010
Classic 350cc	Paul Coward	Honda	2	24.437	88.207	2004
Classic 250cc	Geoff McMullan	Suzuki	2	34.01	82.724	2003

MOST WINS at MID-ANTRIM 150

Ryan Farquhar	22	2003 - 10
Ray McCullough	15	1965 - 79
Joey Dunlop	15	1975 - 95
Brian Reid	14	1980 - 93
Robert Dunlop	14	1982 - 07
Adrian Archibald	10	1999 - 02
Phillip McCallen	8	1988 - 92
Sam McClements	7	1980 - 89
Darran Lindsay	7	2002 - 06
Neill McWhirter	7	1991 - 10

ALL TIME IRISH ROAD RACE WINNERS (after North West 200 2012)

Most Wins at All Irish Road Race Meetings

1.	Ryan Farquhar	181	1995 - 12
2.	Joey Dunlop	156	1971 - 00
3.	Robert Dunlop	135	1980 - 08
4.	Ray McCullough	109	1960 - 82
	Phillip McCallen	109	1987 - 99
6.	Brian Reid	78	1980 - 94
7.	Darran Lindsay	75	1999 - 06
8.	William Dunlop	71	2005 - 12
9.	James Courtney	66	1992 - 99
10.	Adrian Archibald	64	1994 - 06

MID-ANTRIM 150

SUPERTWINS

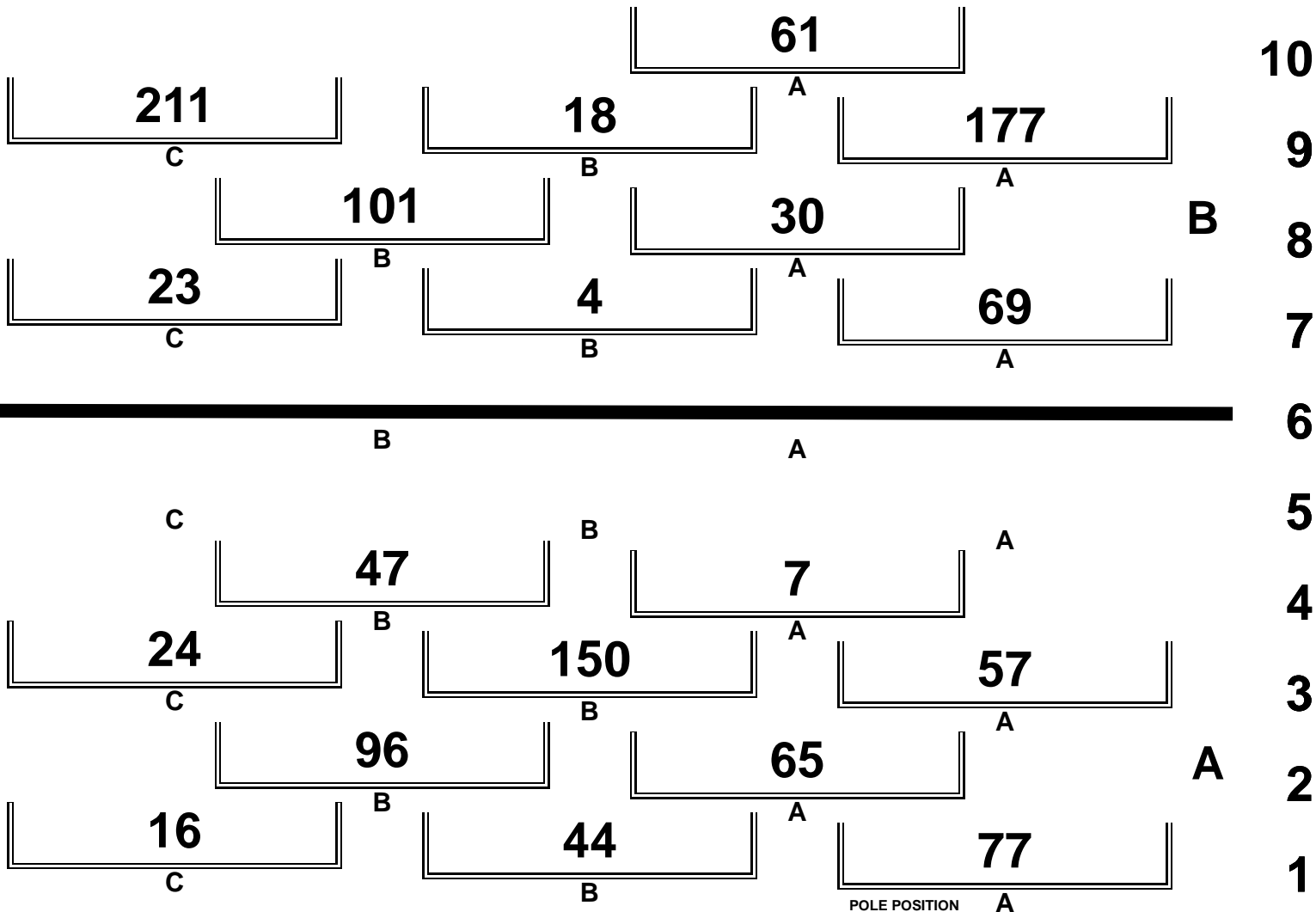
Clough 3.539 Miles

R6: Braeside Cakes Supertwins

16/06/2012 14:05

Race (7 Laps)

RACE 6 - SUPERTWINS



Mid Antrim 150

SUPERTWINS

Race 5 - Braehead Cakes Supertwins

Saturday, 16 June 2012



Pos	Class	No	Name	Machine / Sponsor	Gp	Laps	Total Time	Behind	Speed	-----Best Lap----- Time Speed On	
-----	-------	----	------	-------------------	----	------	------------	--------	-------	-------------------------------------	--

Race Classification

1	STWN	77	Ryan FARQUHAR	Kawasaki 650 - KMR Kawasaki	a	7	15:10.367		97.964	2:09.036	98.735	4
2	STWN	16	John BURROWS	Kawasaki 650 - KBM Racing	a	7	15:55.541	45.174	93.332	2:14.661	94.611	3
3	STWN	96	Andy FARRELL	Kawasaki 650 - FCS	a	7	16:14.899	1:04.532	91.479	2:17.688	92.531	2
4	STWN	24	Craig SHIRLAW	Kawasaki 650 - Shirlaws Motorcycles	a	7	16:22.273	1:11.906	90.792	2:18.653	91.887	6
5	STWN	57	Ian MORRELL	Suzuki 650 - Gordy Hogg	a	7	16:36.494	1:26.127	89.497	2:20.893	90.426	3
6	STWN	4	Sam DUNLOP	Kawasaki 650 - Emerald Road Racing	b	7	16:46.153	1:35.786	88.637	2:21.546	90.009	6
7	STWN	7	Dave WALSH	Suzuki 650 - DRW Racing	a	7	16:58.075	1:47.708	87.599	2:24.138	88.390	7
8	STWN	30	Aron HATCH	Suzuki 650	b	7	17:06.630	1:56.263	86.869	2:24.042	88.449	5
9	STWN	177	Mark SHIELS	Kawasaki 650 - KHL	b	7	17:10.923	2:00.556	86.508	2:24.505	88.166	7
10	STWN	101	Robert McCRUM	Suzuki 650 - ATH	b	6	15:06.536	1 Lap	84.324	2:26.791	86.793	6
11	STWN	61	Roy McLARNON	Suzuki 650	b	6	16:30.886	1:24.350	77.146	2:43.642	77.855	4

Fastest Lap / New Lap Record 98.735 mph (Previously 96.805 mph)


STWN	77	Ryan FARQUHAR	Kawasaki 650 - KMR Kawasaki	a						2:09.036	98.735	4
------	----	---------------	-----------------------------	---	--	--	--	--	--	----------	--------	---

Not Classified

DNF	STWN	69	Ronnie SCOTT	Kawasaki 650	b	7	16:45.405	1:35.038	88.703	2:21.675	89.927	5
DNF	STWN	65	Michael SWEENEY	Kawasaki 650 - Kiely Heating Racing	a	4	9:12.348	3 Laps	92.264	2:14.511	94.716	2
DNF	STWN	44	Jamie HAMILTON	Kawasaki 650 - KMR Kawasaki	a	1	2:13.498	6 Laps	95.435	2:13.498	95.435	1

Provisional result to be confirmed by the Stewards of the Meeting subject to completion of technical inspections & the time limit for protests

Page 1 / 1

Circuit	Clough	Signed		Organising Club	Mid-Antrim Motor Club
Length(miles)	3.5390		Chief Timekeeper	Race Started	14:09
Weather	Cloudy	Issued At:	17:55	Gp Time Diff - b	10.81
Track	Damp				



MCUI Ulster
Centre Timing
powered by
e-Laps timing software



2&4
WHEEL MOTORSPORT
STEERING GROUP LTD.

Belfast
Telegraph  **nitec**



www.elaps-timing.com

Mid Antrim 150

SUPERTWINS

Race 5 - Braehead Cakes Supertwins

Saturday, 16 June 2012

DETAILED RESULT



Race Classification

1 77 Ryan FARQUHAR

Total Time **15:10.367** Avg Speed **97.964** Behind
Best Time **2:09.036** Best Speed **98.735** On **4** Gp **a**

Lap	Elapsed Time	Lap Time	Lap Speed
1	2:11.962	2:11.962	96.546
2	4:21.541	2:09.579	98.321
3	6:31.033	2:09.492	98.388
4	8:40.069	2:09.036	98.735
5	10:51.050	2:10.981	97.269
6	13:00.679	2:09.629	98.284
7	15:10.367	2:09.688	98.239

2 16 John BURROWS

Total Time **15:55.541** Avg Speed **93.332** Behind **45.174**
Best Time **2:14.661** Best Speed **94.611** On **3** Gp **a**

Lap	Elapsed Time	Lap Time	Lap Speed
1	2:15.177	2:15.177	94.250
2	4:31.229	2:16.052	93.644
3	6:45.890	2:14.661	94.611
4	9:01.818	2:15.928	93.729
5	11:18.971	2:17.153	92.892
6	13:36.391	2:17.420	92.711
7	15:55.541	2:19.150	91.559

3 96 Andy FARRELL

Total Time **16:14.899** Avg Speed **91.479** Behind **1:04.532**
Best Time **2:17.688** Best Speed **92.531** On **2** Gp **a**

Lap	Elapsed Time	Lap Time	Lap Speed
1	2:19.516	2:19.516	91.319
2	4:37.204	2:17.688	92.531
3	6:57.514	2:20.310	90.802
4	9:16.726	2:19.212	91.518
5	11:36.652	2:19.926	91.051
6	13:56.206	2:19.554	91.294
7	16:14.899	2:18.693	91.860

4 24 Craig SHIRLAW

Total Time **16:22.273** Avg Speed **90.792** Behind **1:11.906**
Best Time **2:18.653** Best Speed **91.887** On **6** Gp **a**

Lap	Elapsed Time	Lap Time	Lap Speed
1	2:23.491	2:23.491	88.789
2	4:43.209	2:19.718	91.187
3	7:03.990	2:20.781	90.498
4	9:23.655	2:19.665	91.221
5	11:43.385	2:19.730	91.179
6	14:02.038	2:18.653	91.887
7	16:22.273	2:20.235	90.850

Race Classification

5 57 Ian MORRELL

Total Time **16:36.494** Avg Speed **89.497** Behind **1:26.127**
Best Time **2:20.893** Best Speed **90.426** On **3** Gp **a**

Lap	Elapsed Time	Lap Time	Lap Speed
1	2:24.151	2:24.151	88.382
2	4:45.319	2:21.168	90.250
3	7:06.212	2:20.893	90.426
4	9:27.635	2:21.423	90.087
5	11:50.283	2:22.648	89.314
6	14:13.211	2:22.928	89.139
7	16:36.494	2:23.283	88.918

6 4 Sam DUNLOP

Total Time **16:46.153** Avg Speed **88.637** Behind **1:35.786**
Best Time **2:21.546** Best Speed **90.009** On **6** Gp **b**

Lap	Elapsed Time	Lap Time	Lap Speed
1	2:26.379	2:26.379	87.037
2	4:49.917	2:23.538	88.760
3	7:14.664	2:24.747	88.018
4	9:39.053	2:24.389	88.237
5	12:02.701	2:23.648	88.692
6	14:24.247	2:21.546	90.009
7	16:46.153	2:21.906	89.781

7 7 Dave WALSH

Total Time **16:58.075** Avg Speed **87.599** Behind **1:47.708**
Best Time **2:24.138** Best Speed **88.390** On **7** Gp **a**

Lap	Elapsed Time	Lap Time	Lap Speed
1	2:27.262	2:27.262	86.515
2	4:52.109	2:24.847	87.958
3	7:16.710	2:24.601	88.107
4	9:41.962	2:25.252	87.712
5	12:07.906	2:25.944	87.296
6	14:33.937	2:26.031	87.244
7	16:58.075	2:24.138	88.390

8 30 Aron HATCH

Total Time **17:06.630** Avg Speed **86.869** Behind **1:56.263**
Best Time **2:24.042** Best Speed **88.449** On **5** Gp **b**

Lap	Elapsed Time	Lap Time	Lap Speed
1	2:33.014	2:33.014	83.263
2	4:59.553	2:26.539	86.942
3	7:26.002	2:26.449	86.995
4	9:51.190	2:25.188	87.751
5	12:15.232	2:24.042	88.449
6	14:41.037	2:25.805	87.380
7	17:06.630	2:25.593	87.507



MCUI Ulster
Centre Timing
powered by
e-Laps timing software

www.elaps-timing.com



2&4
WHEEL MOTORSPORT
STEERING GROUP LTD.

Belfast
Telegraph

nitec



SHEOpoint.com
SAFETY
HEALTH
ENVIRONMENT
QUALITY

Mid Antrim 150

SUPERTWINS

Race 5 - Braehead Cakes Supertwins

Saturday, 16 June 2012

DETAILED RESULT



Race Classification

9 177 Mark SHIELDS

Total Time **17:10.923** Avg Speed **86.508** Behind **2:00.556**
Best Time **2:24.505** Best Speed **88.166** On **7** Gp **b**

Lap	Elapsed Time	Lap Time	Lap Speed
1	2:32.585	2:32.585	83.497
2	5:00.037	2:27.452	86.404
3	7:26.530	2:26.493	86.969
4	9:53.733	2:27.203	86.550
5	12:20.162	2:26.429	87.007
6	14:46.418	2:26.256	87.110
7	17:10.923	2:24.505	88.166

10 101 Robert McCURUM

Total Time **15:06.536** Avg Speed **84.324** Behind **1 Lap**
Best Time **2:26.791** Best Speed **86.793** On **6** Gp **b**

Lap	Elapsed Time	Lap Time	Lap Speed
1	2:42.539	2:42.539	78.384
2	5:13.377	2:30.838	84.464
3	7:43.179	2:29.802	85.048
4	10:12.048	2:28.869	85.581
5	12:39.745	2:27.697	86.260
6	15:06.536	2:26.791	86.793

11 61 Roy McLARNON

Total Time **16:30.886** Avg Speed **77.146** Behind **1:24.350**
Best Time **2:43.642** Best Speed **77.855** On **4** Gp **b**

Lap	Elapsed Time	Lap Time	Lap Speed
1	2:45.688	2:45.688	76.894
2	5:32.784	2:47.096	76.246
3	8:18.697	2:45.913	76.790
4	11:02.339	2:43.642	77.855
5	13:46.546	2:44.207	77.587
6	16:30.886	2:44.340	77.525

Not Classified

DNF 69 Ronnie SCOTT

Total Time **16:45.405** Avg Speed **88.703** Behind **1:35.038**
Best Time **2:21.675** Best Speed **89.927** On **5** Gp **b**

Lap	Elapsed Time	Lap Time	Lap Speed
1	2:26.755	2:26.755	86.814
2	4:50.478	2:23.723	88.646
3	7:13.717	2:23.239	88.945
4	9:36.704	2:22.987	89.102
5	11:58.379	2:21.675	89.927
6	14:22.418	2:24.039	88.451
7	16:45.405	2:22.987	89.102

Not Classified

DNF 65 Michael SWEENEY

Total Time **9:12.348** Avg Speed **92.264** Behind **3 Laps**
Best Time **2:14.511** Best Speed **94.716** On **2** Gp **a**

Lap	Elapsed Time	Lap Time	Lap Speed
1	2:15.748	2:15.748	93.853
2	4:30.259	2:14.511	94.716
3	6:45.417	2:15.158	94.263
4	9:12.348	2:26.931	86.710

DNF 44 Jamie HAMILTON

Total Time **2:13.498** Avg Speed **95.435** Behind **6 Laps**
Best Time **2:13.498** Best Speed **95.435** On **1** Gp **a**

Lap	Elapsed Time	Lap Time	Lap Speed
1	2:13.498	2:13.498	95.435



MCUI Ulster
Centre Timing
powered by
e-Laps timing software

www.elaps-timing.com



2&4
WHEEL MOTORSPORT
STEERING GROUP LTD.

Belfast
Telegraph **nitec**



Mid Antrim 150

SUPERTWINS

Race 5 - Braehead Cakes Supertwins

LAP CHART

**1**

No	Name	G	Elapsed Time	Lap Time
77	Ryan FARQUHAR	a	2:11.962	2:11.962
44	Jamie HAMILTON	a	2:13.498	2:13.498
16	John BURROWS	a	2:15.177	2:15.177
65	Michael SWEENEY	a	2:15.748	2:15.748
96	Andy FARRELL	a	2:19.516	2:19.516
24	Craig SHIRLAW	a	2:23.491	2:23.491
57	Ian MORRELL	a	2:24.151	2:24.151
4	Sam DUNLOP	b	2:26.379	2:26.379
69	Ronnie SCOTT	b	2:26.755	2:26.755
7	Dave WALSH	a	2:27.262	2:27.262
177	Mark SHIELS	b	2:32.585	2:32.585
30	Aron HATCH	b	2:33.014	2:33.014
101	Robert McCRUM	b	2:42.539	2:42.539
61	Roy McLARNON	b	2:45.688	2:45.688

2

No	Name	G	Elapsed Time	Lap Time
77	Ryan FARQUHAR	a	4:21.541	2:09.579
65	Michael SWEENEY	a	4:30.259	2:14.511
16	John BURROWS	a	4:31.229	2:16.052
96	Andy FARRELL	a	4:37.204	2:17.688
24	Craig SHIRLAW	a	4:43.209	2:19.718
57	Ian MORRELL	a	4:45.319	2:21.168
4	Sam DUNLOP	b	4:49.917	2:23.538
69	Ronnie SCOTT	b	4:50.478	2:23.723
7	Dave WALSH	a	4:52.109	2:24.847
30	Aron HATCH	b	4:59.553	2:26.539
177	Mark SHIELS	b	5:00.037	2:27.452
101	Robert McCRUM	b	5:13.377	2:30.838
61	Roy McLARNON	b	5:32.784	2:47.096

3

No	Name	G	Elapsed Time	Lap Time
77	Ryan FARQUHAR	a	6:31.033	2:09.492
65	Michael SWEENEY	a	6:45.417	2:15.158
16	John BURROWS	a	6:45.890	2:14.661
96	Andy FARRELL	a	6:57.514	2:20.310
24	Craig SHIRLAW	a	7:03.990	2:20.781
57	Ian MORRELL	a	7:06.212	2:20.893
69	Ronnie SCOTT	b	7:13.717	2:23.239
4	Sam DUNLOP	b	7:14.664	2:24.747
7	Dave WALSH	a	7:16.710	2:24.601
30	Aron HATCH	b	7:26.002	2:26.449
177	Mark SHIELS	b	7:26.530	2:26.493
101	Robert McCRUM	b	7:43.179	2:29.802
61	Roy McLARNON	b	8:18.697	2:45.913

4

No	Name	G	Elapsed Time	Lap Time
77	Ryan FARQUHAR	a	8:40.069	2:09.036
16	John BURROWS	a	9:01.818	2:15.928
65	Michael SWEENEY	a	9:12.348	2:26.931
96	Andy FARRELL	a	9:16.726	2:19.212
24	Craig SHIRLAW	a	9:23.655	2:19.665
57	Ian MORRELL	a	9:27.635	2:21.423
69	Ronnie SCOTT	b	9:36.704	2:22.987
4	Sam DUNLOP	b	9:39.053	2:24.389
7	Dave WALSH	a	9:41.962	2:25.252
30	Aron HATCH	b	9:51.190	2:25.188
177	Mark SHIELS	b	9:53.733	2:27.203
101	Robert McCRUM	b	10:12.048	2:28.869
61	Roy McLARNON	b	11:02.339	2:43.642

5

No	Name	G	Elapsed Time	Lap Time
77	Ryan FARQUHAR	a	10:51.050	2:10.981
16	John BURROWS	a	11:18.971	2:17.153
96	Andy FARRELL	a	11:36.652	2:19.926
24	Craig SHIRLAW	a	11:43.385	2:19.730
57	Ian MORRELL	a	11:50.283	2:22.648
69	Ronnie SCOTT	b	11:58.379	2:21.675
4	Sam DUNLOP	b	12:02.701	2:23.648
7	Dave WALSH	a	12:07.906	2:25.944
30	Aron HATCH	b	12:15.232	2:24.042
177	Mark SHIELS	b	12:20.162	2:26.429
101	Robert McCRUM	b	12:39.745	2:27.697
61	Roy McLARNON	b	13:46.546	2:44.207

6

No	Name	G	Elapsed Time	Lap Time
77	Ryan FARQUHAR	a	13:00.679	2:09.629
16	John BURROWS	a	13:36.391	2:17.420
96	Andy FARRELL	a	13:56.206	2:19.554
24	Craig SHIRLAW	a	14:02.038	2:18.653
57	Ian MORRELL	a	14:13.211	2:22.928
69	Ronnie SCOTT	b	14:22.418	2:24.039
4	Sam DUNLOP	b	14:24.247	2:21.546
7	Dave WALSH	a	14:33.937	2:26.031
30	Aron HATCH	b	14:41.037	2:25.805
177	Mark SHIELS	b	14:46.418	2:26.256
101	Robert McCRUM	b	15:06.536	2:26.791
61	Roy McLARNON	b	16:30.886	2:44.340

7

No	Name	G	Elapsed Time	Lap Time
77	Ryan FARQUHAR	a	15:10.367	2:09.688
16	John BURROWS	a	15:55.541	2:19.150
96	Andy FARRELL	a	16:14.899	2:18.693
24	Craig SHIRLAW	a	16:22.273	2:20.235
57	Ian MORRELL	a	16:36.494	2:23.283
69	Ronnie SCOTT	b	16:45.405	2:22.987
4	Sam DUNLOP	b	16:46.153	2:21.906
7	Dave WALSH	a	16:58.075	2:24.138
30	Aron HATCH	b	17:06.630	2:25.593
177	Mark SHIELS	b	17:10.923	2:24.505

IRISH ROAD RACE SUPERTWINS

2012

Pos	No.	Name	Total	Diff	Gap	#1	#2	#3
						R1	R1	R5
1	77	Ryan FARQUHAR	75	0	0	25	25	25
2	16	John BURROWS	51	24	24	11	20	20
3	96	Andy FARRELL	40	35	11	13	11	16
4	44	Jamie HAMILTON	36	39	4	20	16	x
5	57	Ian MORRELL	29	46	7	9	9	11
6	65	Michael SWEENEY	26	49	3	16	10	x
7	24	Craig SHIRLAW	19	56	7	6	x	13
8	150	William DAVISON	13	62	6	x	13	x
9	3	Anthony McCOLGAN	13	62	0	7	6	x
10	7	Dave WALSH	12	63	1	x	3	9
11	4	Sam DUNLOP	10	65	2	x	x	10
12	71	Davy MORGAN	10	65	0	10	x	x
13	103	Reuben McPHEE	9	66	1	4	5	x
14	30	Aron HATCH	8	67	1	x	x	8
15	113	Ronan PENTONY	8	67	0	8	x	x
16	64	Stephen McKNIGHT	8	67	0	x	8	x
17	177	Mark SHIELS	7	68	1	x	x	7
18	32	Joe PHILLIPS	7	68	0	x	7	x
19	101	Robert McCURUM	6	69	1	x	x	6
20	43	Robbie LYALL	6	69	0	5	1	x
21	61	Roy McLARNON	5	70	1	x	x	5
22	5	Paul LENNON	4	71	1	x	4	x
23	33	David HOWARD	3	72	1	3	x	x
24	155	Scott CAMPBELL	2	73	1	2	x	x
25	47	Davie BLACK	2	73	0	x	2	x
26	93	Ciaran O'CALLAGHAN	1	74	1	1	x	x

Event Legend

#1	27/04/2012	KDM HIRE COOKSTOWN 100	#3	15/06/2012	MID-ANTRIM 150
#2	04/05/2012	AROUND A POUND TANDRAGEE 100			

ULSTER ROAD RACE SUPERTWINS

2012

Pos	No.	Name	Total	Diff	Gap	#1 #2 #3		
						R1	R1	R5
1	77	Ryan FARQUHAR	75	0	0	25	25	25
2	16	John BURROWS	51	24	24	11	20	20
3	96	Andy FARRELL	40	35	11	13	11	16
4	44	Jamie HAMILTON	36	39	4	20	16	x
5	57	Ian MORRELL	29	46	7	9	9	11
6	65	Michael SWEENEY	26	49	3	16	10	x
7	24	Craig SHIRLAW	19	56	7	6	x	13
8	150	William DAVISON	13	62	6	x	13	x
9	3	Anthony McCOLGAN	13	62	0	7	6	x
10	7	Dave WALSH	12	63	1	x	3	9
11	4	Sam DUNLOP	10	65	2	x	x	10
12	71	Davy MORGAN	10	65	0	10	x	x
13	103	Reuben McPHEE	9	66	1	4	5	x
14	30	Aron HATCH	8	67	1	x	x	8
15	113	Ronan PENTONY	8	67	0	8	x	x
16	64	Stephen McKNIGHT	8	67	0	x	8	x
17	177	Mark SHIELS	7	68	1	x	x	7
18	32	Joe PHILLIPS	7	68	0	x	7	x
19	101	Robert McCURUM	6	69	1	x	x	6
20	43	Robbie LYALL	6	69	0	5	1	x
21	61	Roy McLARNON	5	70	1	x	x	5
22	5	Paul LENNON	4	71	1	x	4	x
23	33	David HOWARD	3	72	1	3	x	x
24	155	Scott CAMPBELL	2	73	1	2	x	x
25	47	Davie BLACK	2	73	0	x	2	x
26	93	Ciaran O'CALLAGHAN	1	74	1	1	x	x

Event Legend

#1	27/04/2012	KDM HIRE COOKSTOWN 100	#3	15/06/2012	MID-ANTRIM 150
#2	04/05/2012	AROUND A POUND TANDRAGEE 100			