

MID-ANTRIM 150

Friday 15th & Saturday 16th June 2012

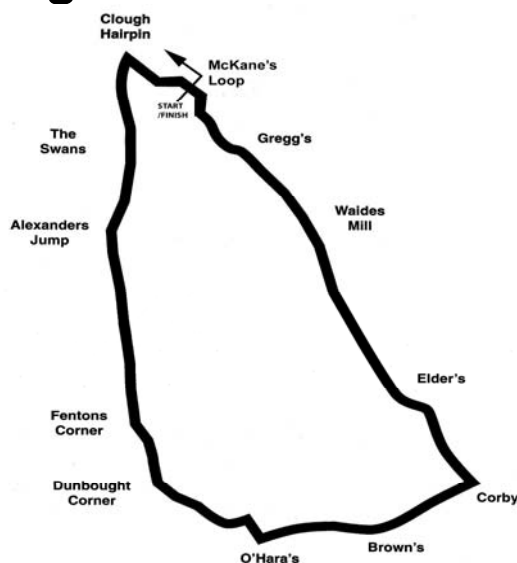
promoted by Mid-Antrim Motor Club

www.midantrim150.co.uk

HILL
(N.I.) LTD
**HILL CONTRACTS
SUPERSPORT**



Clough Circuit 3.539 miles



Lap Records

Class	Rider	Machine	m	s	mph	Year
125cc	Darran Lindsay	Honda	2	10.429	97.681	2004
Moto 3	to be established					
Moto 450	Ryan Farquhar	Kawasaki	2	17.835	92.432	2010
250cc	Darran Lindsay	Honda	2	02.895	103.669	2004
Supersport 400	Victor Gilmore	Kawasaki	2	15.294	94.168	2007
Supertwins	Ryan Farquhar	Kawasaki 650	2	11.609	96.805	2010
Supersport	Ryan Farquhar	Kawasaki	1	59.237	106.849	2007
Superbike	Ryan Farquhar	Kawasaki	1	56.435	109.421	2007
Senior Support	Stephen McKnight	Suzuki 750	2	07.368	100.028	2007
Junior Support	Dean Harrison	Kawasaki 650	2	15.851	93.782	2010
Classic 1000cc	Bill Wark	Weslake 900	2	17.87	92.409	2003
Classic 500cc	Neill McWhirter	Norton	2	20.788	90.494	2010
Classic 350cc	Paul Coward	Honda	2	24.437	88.207	2004
Classic 250cc	Geoff McMullan	Suzuki	2	34.01	82.724	2003

MOST WINS at MID-ANTRIM 150

Ryan Farquhar	22	2003 - 10
Ray McCullough	15	1965 - 79
Joey Dunlop	15	1975 - 95
Brian Reid	14	1980 - 93
Robert Dunlop	14	1982 - 07
Adrian Archibald	10	1999 - 02
Phillip McCallen	8	1988 - 92
Sam McClements	7	1980 - 89
Darran Lindsay	7	2002 - 06
Neill McWhirter	7	1991 - 10

ALL TIME IRISH ROAD RACE WINNERS (after North West 200 2012)

Most Wins at All Irish Road Race Meetings

1.	Ryan Farquhar	181	1995 - 12
2.	Joey Dunlop	156	1971 - 00
3.	Robert Dunlop	135	1980 - 08
4.	Ray McCullough	109	1960 - 82
	Phillip McCallen	109	1987 - 99
6.	Brian Reid	78	1980 - 94
7.	Darran Lindsay	75	1999 - 06
8.	William Dunlop	71	2005 - 12
9.	James Courtney	66	1992 - 99
10.	Adrian Archibald	64	1994 - 06

MID-ANTRIM 150

SUPERSPORT

Clough 3.539 Miles


R5: Hill Contracts Supersport

16/06/2012 13:25

Race (7 Laps)

RACE 5 - SUPERSPORT

				84		11
				A		
	95		22			10
	B		A			
69		80		35		9
C		B		A		
	31		4		B	8
	B		A			
30		28		24		7
C		B		A		
<hr/>						
						6
	B			A		
				97		5
	C		B	A		
	26		36			4
	B		A			
150		23		86		3
C		B		A		
	111		82		A	2
	B		A			
65		16		77		1
C		B		A		
				POLE POSITION		



Mid Antrim 150

SUPERSPORT

Race 6 - Hill Contracts Supersport

Saturday, 16 June 2012




Pos	Class	No	Name	Machine / Sponsor	Gp	Laps	Total Time	Behind	Speed	-----Best Lap-----		
										Time	Speed	On
Race Classification												
1	SSPR	77	Ryan FARQUHAR	Kawasaki - KMR Kawasaki	a	7	14:31.920		102.283	2:02.966	103.609	3
2	SSPR	65	Michael SWEENEY	Yamaha - MJR Racing	a	7	14:41.523	9.603	101.169	2:04.974	101.944	5
3	SSPR	82	Derek SHEILS	Honda - T & M	a	7	14:42.297	10.377	101.080	2:03.449	103.204	7
4	SSPR	97	Seamus ELLIOTT	Yamaha - Logan Racing	a	7	14:55.567	23.647	99.582	2:06.141	101.001	4
5	SSPR	16	John BURROWS	Yamaha - Cookstown BE Racing	a	7	14:58.509	26.589	99.256	2:05.019	101.908	5
6	SSPR	111	Brian McCORMACK	Yamaha - CD Racing	a	7	15:00.009	28.089	99.091	2:07.016	100.305	7
7	SSPR	93	Paul CRANSTON	Honda - P & J Fuel Haulage	a	7	15:00.721	28.801	99.013	2:06.959	100.351	7
8	SSPR	24	Craig SHIRLAW	Kawasaki - Shirlaws Motorcycles	b	7	15:27.235	55.315	96.181	2:10.986	97.265	5
9	SSPR	35	Trevor FERGUSON	Triumph 675	b	7	15:27.394	55.474	96.165	2:09.667	98.255	7
10	SSPR	28	Paul GARTLAND	Honda - Auto Tech / Bar Doe	b	7	15:52.728	1:20.808	93.608	2:13.794	95.224	5
11	SSPR	69	Dave WOOLAMS	Honda - Wooly's Autos	b	7	15:54.783	1:22.863	93.406	2:13.681	95.304	5
12	SSPR	30	Wayne KENNEDY	Suzuki - GB Racing	b	7	15:55.374	1:23.454	93.349	2:14.577	94.670	3
13	SSPR	22	Stephen McILVENNA	Yamaha	b	7	15:56.801	1:24.881	93.209	2:13.601	95.362	3
14	SSPR	4	Sam DUNLOP	Yamaha - N.J.T. Racing	b	7	16:06.685	1:34.765	92.256	2:15.816	93.806	7
15	SSPR	23	Michal DOKOUPIL	Yamaha	a	7	16:06.796	1:34.876	92.246	2:15.983	93.691	5
16	SSPR	95	Robert GORDON	Honda	b	7	16:07.817	1:35.897	92.148	2:16.582	93.280	7
17	SSPR	84	Paddy WOODSIDE	Yamaha	b	7	16:33.657	2:01.737	89.752	2:19.427	91.377	7

Fastest Lap

SSPR	77	Ryan FARQUHAR	Kawasaki - KMR Kawasaki	a						2:02.966	103.609	3
------	----	---------------	-------------------------	---	--	--	--	--	--	----------	---------	---

Provisional result to be confirmed by the Stewards of the Meeting subject to completion of technical inspections & the time limit for protests

Page 1 / 1

Circuit	Clough	Signed		Organising Club	Mid-Antrim Motor Club
Length(miles)	3.5390		Chief Timekeeper	Race Started	14:48
Weather	Cloudy	Issued At:	15:07	Gp Time Diff - b	10.73
Track	Damp				



MCUI Ulster
Centre Timing
powered by
e-Laps timing software



2&4
WHEEL MOTORSPORT
STEERING GROUP LTD.

Belfast
Telegraph  **nitec**



www.elaps-timing.com

Mid Antrim 150

SUPERSPORT

Race 6 - Hill Contracts Supersport

Saturday, 16 June 2012

DETAILED RESULT



Race Classification

1 77 Ryan FARQUHAR

Total Time **14:31.920** Avg Speed **102.283** Behind
Best Time **2:02.966** Best Speed **103.609** On **3** Gp **a**

Lap	Elapsed Time	Lap Time	Lap Speed
1	2:05.737	2:05.737	101.326
2	4:08.896	2:03.159	103.447
3	6:11.862	2:02.966	103.609
4	8:15.864	2:04.002	102.744
5	10:19.625	2:03.761	102.944
6	12:25.568	2:05.943	101.160
7	14:31.920	2:06.352	100.833

2 65 Michael SWEENEY

Total Time **14:41.523** Avg Speed **101.169** Behind **9.603**
Best Time **2:04.974** Best Speed **101.944** On **5** Gp **a**

Lap	Elapsed Time	Lap Time	Lap Speed
1	2:08.500	2:08.500	99.147
2	4:13.574	2:05.074	101.863
3	6:19.847	2:06.273	100.896
4	8:25.474	2:05.627	101.415
5	10:30.448	2:04.974	101.944
6	12:35.515	2:05.067	101.869
7	14:41.523	2:06.008	101.108

3 82 Derek SHEILS

Total Time **14:42.297** Avg Speed **101.080** Behind **10.377**
Best Time **2:03.449** Best Speed **103.204** On **7** Gp **a**

Lap	Elapsed Time	Lap Time	Lap Speed
1	2:11.234	2:11.234	97.082
2	4:19.012	2:07.778	99.707
3	6:25.130	2:06.118	101.020
4	8:30.352	2:05.222	101.743
5	10:34.644	2:04.292	102.504
6	12:38.848	2:04.204	102.576
7	14:42.297	2:03.449	103.204

4 97 Seamus ELLIOTT

Total Time **14:55.567** Avg Speed **99.582** Behind **23.647**
Best Time **2:06.141** Best Speed **101.001** On **4** Gp **a**

Lap	Elapsed Time	Lap Time	Lap Speed
1	2:12.670	2:12.670	96.031
2	4:20.882	2:08.212	99.370
3	6:28.898	2:08.016	99.522
4	8:35.039	2:06.141	101.001
5	10:41.879	2:06.840	100.445
6	12:48.398	2:06.519	100.699
7	14:55.567	2:07.169	100.185

Race Classification

5 16 John BURROWS

Total Time **14:58.509** Avg Speed **99.256** Behind **26.589**
Best Time **2:05.019** Best Speed **101.908** On **5** Gp **a**

Lap	Elapsed Time	Lap Time	Lap Speed
1	2:11.654	2:11.654	96.772
2	4:20.152	2:08.498	99.149
3	6:27.902	2:07.750	99.729
4	8:33.055	2:05.153	101.799
5	10:38.074	2:05.019	101.908
6	12:43.966	2:05.892	101.201
7	14:58.509	2:14.543	94.694

6 111 Brian McCORMACK

Total Time **15:00.009** Avg Speed **99.091** Behind **28.089**
Best Time **2:07.016** Best Speed **100.305** On **7** Gp **a**

Lap	Elapsed Time	Lap Time	Lap Speed
1	2:11.022	2:11.022	97.239
2	4:19.635	2:08.613	99.060
3	6:28.509	2:08.874	98.859
4	8:38.256	2:09.747	98.194
5	10:45.437	2:07.181	100.175
6	12:52.993	2:07.556	99.881
7	15:00.009	2:07.016	100.305

7 93 Paul CRANSTON

Total Time **15:00.721** Avg Speed **99.013** Behind **28.801**
Best Time **2:06.959** Best Speed **100.351** On **7** Gp **a**

Lap	Elapsed Time	Lap Time	Lap Speed
1	2:13.428	2:13.428	95.485
2	4:21.618	2:08.190	99.387
3	6:29.603	2:07.985	99.546
4	8:37.507	2:07.904	99.609
5	10:45.178	2:07.671	99.791
6	12:53.762	2:08.584	99.082
7	15:00.721	2:06.959	100.351

8 24 Craig SHIRLAW

Total Time **15:27.235** Avg Speed **96.181** Behind **55.315**
Best Time **2:10.986** Best Speed **97.265** On **5** Gp **b**

Lap	Elapsed Time	Lap Time	Lap Speed
1	2:16.147	2:16.147	93.578
2	4:28.766	2:12.619	96.068
3	6:40.370	2:11.604	96.809
4	8:52.381	2:12.011	96.510
5	11:03.367	2:10.986	97.265
6	13:15.400	2:12.033	96.494
7	15:27.235	2:11.835	96.639



MCUI Ulster
Centre Timing
powered by
e-Laps timing software

www.elaps-timing.com



2&4
WHEEL MOTORSPORT
STEERING GROUP LTD.

Belfast
Telegraph



nitec



SHEOpoint.com
SAFETY
HEALTH
ENVIRONMENT
QUALITY

Mid Antrim 150

SUPERSPORT

Race 6 - Hill Contracts Supersport

Saturday, 16 June 2012

DETAILED RESULT



Race Classification

9 35 Trevor FERGUSON

Total Time **15:27.394** Avg Speed **96.165** Behind **55.474**
Best Time **2:09.667** Best Speed **98.255** On **7** Gp **b**

Lap	Elapsed Time	Lap Time	Lap Speed
1	2:19.896	2:19.896	91.071
2	4:30.425	2:10.529	97.606
3	6:45.173	2:14.748	94.550
4	8:56.836	2:11.663	96.765
5	11:07.438	2:10.602	97.551
6	13:17.727	2:10.289	97.786
7	15:27.394	2:09.667	98.255

Race Classification

13 22 Stephen McILVENNA

Total Time **15:56.801** Avg Speed **93.209** Behind **1:24.881**
Best Time **2:13.601** Best Speed **95.362** On **3** Gp **b**

Lap	Elapsed Time	Lap Time	Lap Speed
1	2:24.124	2:24.124	88.399
2	4:41.693	2:17.569	92.611
3	6:55.294	2:13.601	95.362
4	9:09.684	2:14.390	94.802
5	11:24.837	2:15.153	94.266
6	13:39.253	2:14.416	94.783
7	15:56.801	2:17.548	92.625

10 28 Paul GARTLAND

Total Time **15:52.728** Avg Speed **93.608** Behind **1:20.808**
Best Time **2:13.794** Best Speed **95.224** On **5** Gp **b**

Lap	Elapsed Time	Lap Time	Lap Speed
1	2:20.916	2:20.916	90.411
2	4:35.846	2:14.930	94.422
3	6:50.311	2:14.465	94.749
4	9:05.085	2:14.774	94.532
5	11:18.879	2:13.794	95.224
6	13:35.369	2:16.490	93.343
7	15:52.728	2:17.359	92.753

14 4 Sam DUNLOP

Total Time **16:06.685** Avg Speed **92.256** Behind **1:34.765**
Best Time **2:15.816** Best Speed **93.806** On **7** Gp **b**

Lap	Elapsed Time	Lap Time	Lap Speed
1	2:23.385	2:23.385	88.854
2	4:41.417	2:18.032	92.300
3	6:58.864	2:17.447	92.693
4	9:16.013	2:17.149	92.895
5	11:33.856	2:17.843	92.427
6	13:50.869	2:17.013	92.987
7	16:06.685	2:15.816	93.806

11 69 Dave WOOLAMS

Total Time **15:54.783** Avg Speed **93.406** Behind **1:22.863**
Best Time **2:13.681** Best Speed **95.304** On **5** Gp **b**

Lap	Elapsed Time	Lap Time	Lap Speed
1	2:23.571	2:23.571	88.739
2	4:39.294	2:15.723	93.871
3	6:53.261	2:13.967	95.101
4	9:07.585	2:14.324	94.848
5	11:21.266	2:13.681	95.304
6	13:36.989	2:15.723	93.871
7	15:54.783	2:17.794	92.460

15 23 Michal DOKOUPIL

Total Time **16:06.796** Avg Speed **92.246** Behind **1:34.876**
Best Time **2:15.983** Best Speed **93.691** On **5** Gp **a**

Lap	Elapsed Time	Lap Time	Lap Speed
1	2:22.432	2:22.432	89.449
2	4:39.103	2:16.671	93.219
3	6:56.495	2:17.392	92.730
4	9:12.882	2:16.387	93.414
5	11:28.865	2:15.983	93.691
6	13:47.443	2:18.578	91.937
7	16:06.796	2:19.353	91.425

12 30 Wayne KENNEDY

Total Time **15:55.374** Avg Speed **93.349** Behind **1:23.454**
Best Time **2:14.577** Best Speed **94.670** On **3** Gp **b**

Lap	Elapsed Time	Lap Time	Lap Speed
1	2:21.346	2:21.346	90.136
2	4:36.266	2:14.920	94.429
3	6:50.843	2:14.577	94.670
4	9:07.420	2:16.577	93.284
5	11:22.927	2:15.507	94.020
6	13:38.214	2:15.287	94.173
7	15:55.374	2:17.160	92.887

16 95 Robert GORDON

Total Time **16:07.817** Avg Speed **92.148** Behind **1:35.897**
Best Time **2:16.582** Best Speed **93.280** On **7** Gp **b**

Lap	Elapsed Time	Lap Time	Lap Speed
1	2:24.807	2:24.807	87.982
2	4:42.314	2:17.507	92.653
3	6:59.164	2:16.850	93.098
4	9:16.351	2:17.187	92.869
5	11:34.137	2:17.786	92.465
6	13:51.235	2:17.098	92.929
7	16:07.817	2:16.582	93.280



MCUI Ulster
Centre Timing
powered by
e-Laps timing software



2&4
WHEEL MOTORSPORT
STEERING GROUP LTD.

Belfast
Telegraph



Mid Antrim 150

SUPERSPORT

Race 6 - Hill Contracts Supersport

Saturday, 16 June 2012

DETAILED RESULT



Race Classification

17 **84 Paddy WOODSIDE**

Total Time **16:33.657** Avg Speed **89.752** Behind **2:01.737**

Best Time **2:19.427** Best Speed **91.377** On **7** Gp **b**

Lap	Elapsed Time	Lap Time	Lap Speed
1	2:26.741	2:26.741	86.822
2	4:46.555	2:19.814	91.124
3	7:08.794	2:22.239	89.570
4	9:31.489	2:22.695	89.284
5	11:52.593	2:21.104	90.291
6	14:14.230	2:21.637	89.951
7	16:33.657	2:19.427	91.377



MCUI Ulster
Centre Timing
powered by
e-Laps timing software

www.elaps-timing.com



2&4
WHEEL MOTORSPORT
STEERING GROUP LTD.

Belfast
Telegraph  **nitec**



Mid Antrim 150

SUPERSPORT

Race 6 - Hill Contracts Supersport

LAP CHART

**1**

No	Name	G	Elapsed Time	Lap Time
77	Ryan FARQUHAR	a	2:05.737	2:05.737
65	Michael SWEENEY	a	2:08.500	2:08.500
111	Brian McCORMACK	a	2:11.022	2:11.022
82	Derek SHEILS	a	2:11.234	2:11.234
16	John BURROWS	a	2:11.654	2:11.654
97	Seamus ELLIOTT	a	2:12.670	2:12.670
93	Paul CRANSTON	a	2:13.428	2:13.428
24	Craig SHIRLAW	b	2:16.147	2:16.147
35	Trevor FERGUSON	b	2:19.896	2:19.896
28	Paul GARTLAND	b	2:20.916	2:20.916
30	Wayne KENNEDY	b	2:21.346	2:21.346
23	Michal DOKOUPIL	a	2:22.432	2:22.432
4	Sam DUNLOP	b	2:23.385	2:23.385
69	Dave WOOLAMS	b	2:23.571	2:23.571
22	Stephen McLVENNA	b	2:24.124	2:24.124
95	Robert GORDON	b	2:24.807	2:24.807
84	Paddy WOODSIDE	b	2:26.741	2:26.741

2

No	Name	G	Elapsed Time	Lap Time
77	Ryan FARQUHAR	a	4:08.896	2:03.159
65	Michael SWEENEY	a	4:13.574	2:05.074
82	Derek SHEILS	a	4:19.012	2:07.778
111	Brian McCORMACK	a	4:19.635	2:08.613
16	John BURROWS	a	4:20.152	2:08.498
97	Seamus ELLIOTT	a	4:20.882	2:08.212
93	Paul CRANSTON	a	4:21.618	2:08.190
24	Craig SHIRLAW	b	4:28.766	2:12.619
35	Trevor FERGUSON	b	4:30.425	2:10.529
28	Paul GARTLAND	b	4:35.846	2:14.930
30	Wayne KENNEDY	b	4:36.266	2:14.920
23	Michal DOKOUPIL	a	4:39.103	2:16.671
69	Dave WOOLAMS	b	4:39.294	2:15.723
4	Sam DUNLOP	b	4:41.417	2:18.032
22	Stephen McLVENNA	b	4:41.693	2:17.569
95	Robert GORDON	b	4:42.314	2:17.507
84	Paddy WOODSIDE	b	4:46.555	2:19.814

3

No	Name	G	Elapsed Time	Lap Time
77	Ryan FARQUHAR	a	6:11.862	2:02.966
65	Michael SWEENEY	a	6:19.847	2:06.273
82	Derek SHEILS	a	6:25.130	2:06.118
16	John BURROWS	a	6:27.902	2:07.750
111	Brian McCORMACK	a	6:28.509	2:08.874
97	Seamus ELLIOTT	a	6:28.898	2:08.016
93	Paul CRANSTON	a	6:29.603	2:07.985
24	Craig SHIRLAW	b	6:40.370	2:11.604
35	Trevor FERGUSON	b	6:45.173	2:14.748
28	Paul GARTLAND	b	6:50.311	2:14.465
30	Wayne KENNEDY	b	6:50.843	2:14.577
69	Dave WOOLAMS	b	6:53.261	2:13.967
22	Stephen McLVENNA	b	6:55.294	2:13.601
23	Michal DOKOUPIL	a	6:56.495	2:17.392
4	Sam DUNLOP	b	6:58.864	2:17.447
95	Robert GORDON	b	6:59.164	2:16.850
84	Paddy WOODSIDE	b	7:08.794	2:22.239

4

No	Name	G	Elapsed Time	Lap Time
77	Ryan FARQUHAR	a	8:15.864	2:04.002
65	Michael SWEENEY	a	8:25.474	2:05.627
82	Derek SHEILS	a	8:30.352	2:05.222
16	John BURROWS	a	8:33.055	2:05.153
97	Seamus ELLIOTT	a	8:35.039	2:06.141
93	Paul CRANSTON	a	8:37.507	2:07.904
111	Brian McCORMACK	a	8:38.256	2:09.747
24	Craig SHIRLAW	b	8:52.381	2:12.011
35	Trevor FERGUSON	b	8:56.836	2:11.663
28	Paul GARTLAND	b	9:05.085	2:14.774
30	Wayne KENNEDY	b	9:07.420	2:16.577
69	Dave WOOLAMS	b	9:07.585	2:14.324
22	Stephen McLVENNA	b	9:09.684	2:14.390
23	Michal DOKOUPIL	a	9:12.882	2:16.387
4	Sam DUNLOP	b	9:16.013	2:17.149
95	Robert GORDON	b	9:16.351	2:17.187
84	Paddy WOODSIDE	b	9:31.489	2:22.695

5

No	Name	G	Elapsed Time	Lap Time
77	Ryan FARQUHAR	a	10:19.625	2:03.761
65	Michael SWEENEY	a	10:30.448	2:04.974
82	Derek SHEILS	a	10:34.644	2:04.292
16	John BURROWS	a	10:38.074	2:05.019
97	Seamus ELLIOTT	a	10:41.879	2:06.840
93	Paul CRANSTON	a	10:45.178	2:07.671
111	Brian McCORMACK	a	10:45.437	2:07.181
24	Craig SHIRLAW	b	11:03.367	2:10.986
35	Trevor FERGUSON	b	11:07.438	2:10.602
28	Paul GARTLAND	b	11:18.879	2:13.794
69	Dave WOOLAMS	b	11:21.266	2:13.681
30	Wayne KENNEDY	b	11:22.927	2:15.507
22	Stephen McLVENNA	b	11:24.837	2:15.153
23	Michal DOKOUPIL	a	11:28.865	2:15.983
4	Sam DUNLOP	b	11:33.856	2:17.843
95	Robert GORDON	b	11:34.137	2:17.786
84	Paddy WOODSIDE	b	11:52.593	2:21.104

6

No	Name	G	Elapsed Time	Lap Time
77	Ryan FARQUHAR	a	12:25.568	2:05.943
65	Michael SWEENEY	a	12:35.515	2:05.067
82	Derek SHEILS	a	12:38.848	2:04.204
16	John BURROWS	a	12:43.966	2:05.892
97	Seamus ELLIOTT	a	12:48.398	2:06.519
111	Brian McCORMACK	a	12:52.993	2:07.556
93	Paul CRANSTON	a	12:53.762	2:08.584
24	Craig SHIRLAW	b	13:15.400	2:12.033
35	Trevor FERGUSON	b	13:17.727	2:10.289
28	Paul GARTLAND	b	13:35.369	2:16.490
69	Dave WOOLAMS	b	13:36.989	2:15.723
30	Wayne KENNEDY	b	13:38.214	2:15.287
22	Stephen McLVENNA	b	13:39.253	2:14.416
23	Michal DOKOUPIL	a	13:47.443	2:18.578
4	Sam DUNLOP	b	13:50.869	2:17.013
95	Robert GORDON	b	13:51.235	2:17.098
84	Paddy WOODSIDE	b	14:14.230	2:21.637

Mid Antrim 150

SUPERSPORT

Race 6 - Hill Contracts Supersport

LAP CHART



7

No	Name	G	Elapsed Time	Lap Time
77	Ryan FARQUHAR	a	14:31.920	2:06.352
65	Michael SWEENEY	a	14:41.523	2:06.008
82	Derek SHEILS	a	14:42.297	2:03.449
97	Seamus ELLIOTT	a	14:55.567	2:07.169
16	John BURROWS	a	14:58.509	2:14.543
111	Brian McCORMACK	a	15:00.009	2:07.016
93	Paul CRANSTON	a	15:00.721	2:06.959
24	Craig SHIRLAW	b	15:27.235	2:11.835
35	Trevor FERGUSON	b	15:27.394	2:09.667
28	Paul GARTLAND	b	15:52.728	2:17.359
69	Dave WOOLAMS	b	15:54.783	2:17.794
30	Wayne KENNEDY	b	15:55.374	2:17.160
22	Stephen McILVENNA	b	15:56.801	2:17.548
4	Sam DUNLOP	b	16:06.685	2:15.816
23	Michal DOKOUPIL	a	16:06.796	2:19.353
95	Robert GORDON	b	16:07.817	2:16.582
84	Paddy WOODSIDE	b	16:33.657	2:19.427



MCUI Ulster
Centre Timing
powered by
e-Laps timing software

www.elaps-timing.com



2&4
WHEEL MOTORSPORT
STEERING GROUP LTD.

Belfast
Telegraph **nitec**



SAFETY
HEALTH
ENVIRONMENT
QUALITY

SHEQpoint.com

IRISH ROAD RACE SUPERSPORT

2012

Pos	No.	Name	Total	Diff	Gap	#1	#2	#3
						R1	R1	R6
1	77	Ryan FARQUHAR	70	0	0	25	20	25
2	3	Michael DUNLOP	41	29	29	16	25	x
3	65	Michael SWEENEY	40	30	1	10	10	20
4	16	John BURROWS	33	37	7	9	13	11
5	82	Derek SHEILS	32	38	1	x	16	16
6	111	Brian McCORMACK	23	47	9	13	x	10
7	6	William DUNLOP	20	50	3	20	x	x
8	93	Paul CRANSTON	18	52	2	x	9	9
9	97	Seamus ELLIOTT	17	53	1	1	3	13
10	86	Derek McGEE	11	59	6	x	11	x
11	13	Adrian ARCHIBALD	11	59	0	11	x	x
12	24	Craig SHIRLAW	10	60	1	2	x	8
13	64	Stephen McKNIGHT	9	61	1	3	6	x
14	136	Jamie COWARD	8	62	1	x	8	x
15	25	Ivan SHANLEY	8	62	0	8	x	x
16	123	Michal DOKOUPIL	8	62	0	7	x	1
17	35	Trevor FERGUSON	7	63	1	x	x	7
18	63	David MULLIGAN	7	63	0	x	7	x
19	28	Paul GARTLAND	6	64	1	x	x	6
20	52	Robert WILSON	6	64	0	6	x	x
21	69	Dave WOOLAMS	5	65	1	x	x	5
22	150	William DAVISON	5	65	0	x	5	x
23	9	Wayne KIRWAN	5	65	0	5	x	x
24	30	Wayne KENNEDY	4	66	1	x	x	4
25	26	Dennis BOOTH	4	66	0	x	4	x
26	96	Andy FARRELL	4	66	0	4	x	x
27	22	Stephen McILVENNA	3	67	1	x	x	3
28	4	Sam DUNLOP	2	68	1	x	x	2
29	42	Rob BARBER	2	68	0	x	2	x
30	19	Dave HEWSON	1	69	1	x	1	x

Event Legend

#1	27/04/2012	KDM HIRE COOKSTOWN 100	#3	15/06/2012	MID-ANTRIM 150
#2	04/05/2012	AROUND A POUND TANDRAGEE 100			

ULSTER ROAD RACE SUPERSPORT

2012

Pos	No.	Name	Total	Diff	Gap	#1	#2	#3
						R1	R1	R6
1	77	Ryan FARQUHAR	70	0	0	25	20	25
2	3	Michael DUNLOP	41	29	29	16	25	x
3	65	Michael SWEENEY	40	30	1	10	10	20
4	16	John BURROWS	33	37	7	9	13	11
5	82	Derek SHEILS	32	38	1	x	16	16
6	111	Brian McCORMACK	23	47	9	13	x	10
7	6	William DUNLOP	20	50	3	20	x	x
8	93	Paul CRANSTON	18	52	2	x	9	9
9	97	Seamus ELLIOTT	17	53	1	1	3	13
10	86	Derek McGEE	11	59	6	x	11	x
11	13	Adrian ARCHIBALD	11	59	0	11	x	x
12	24	Craig SHIRLAW	10	60	1	2	x	8
13	64	Stephen McKNIGHT	9	61	1	3	6	x
14	136	Jamie COWARD	8	62	1	x	8	x
15	25	Ivan SHANLEY	8	62	0	8	x	x
16	123	Michal DOKOUPIL	8	62	0	7	x	1
17	35	Trevor FERGUSON	7	63	1	x	x	7
18	63	David MULLIGAN	7	63	0	x	7	x
19	28	Paul GARTLAND	6	64	1	x	x	6
20	52	Robert WILSON	6	64	0	6	x	x
21	69	Dave WOOLAMS	5	65	1	x	x	5
22	150	William DAVISON	5	65	0	x	5	x
23	9	Wayne KIRWAN	5	65	0	5	x	x
24	30	Wayne KENNEDY	4	66	1	x	x	4
25	26	Dennis BOOTH	4	66	0	x	4	x
26	96	Andy FARRELL	4	66	0	4	x	x
27	22	Stephen McILVENNA	3	67	1	x	x	3
28	4	Sam DUNLOP	2	68	1	x	x	2
29	42	Rob BARBER	2	68	0	x	2	x
30	19	Dave HEWSON	1	69	1	x	1	x

Event Legend

#1	27/04/2012	KDM HIRE COOKSTOWN 100	#3	15/06/2012	MID-ANTRIM 150
#2	04/05/2012	AROUND A POUND TANDRAGEE 100			