




Friday 22nd & Saturday 23rd June 2012

promoted by Dungannon & District MCC
www.bushroadraces.com

EMERALD ROAD RACING
250cc GP & SUPERSPORT 400



H2 ENGINEERING BUSH ROAD RACE

250cc GP & SUPERSPORT 400

Bush 3.308 Miles


R8: Emerald Road Racing 250cc GP / Supersport 400

24/06/2012 15:10

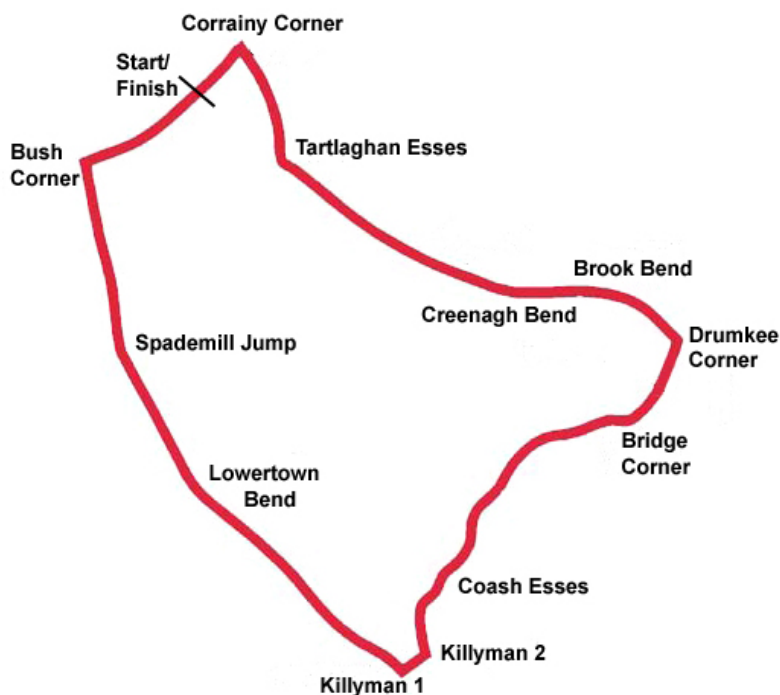
Race (8 Laps)

RACE 8 - 250cc GP / SUPERSPORT 400

		92	79		6
		B	A		
		17	57		5
		B	A		
		1	95	B	4
		B	A		
<hr/>					
					3
			25		2
			A		
			97	A	1
			A		
			POLE POSITION		



Bush Circuit 3.3078 miles



LAP RECORDS

Class	Rider	Machine	m	s	mph	Year
125cc	William Dunlop	Honda	2	23.443	83.016	2010
Moto 3	to be established					
Moto 450	Ryan Farquhar	Kawasaki	2	27.213	80.890	2011
250cc	William Dunlop	Honda	2	18.280	86.116	2010
Supersport 400	Joe Phillips	Kawasaki	2	30.508	79.119	2008
Supertwins	Ryan Farquhar	Kawasaki 650	2	20.647	84.666	2011
Supersport	Ryan Farquhar	Kawasaki	2	13.647	89.101	2011
Superbike	Ryan Farquhar	Kawasaki 600	2	11.200	90.763	2011
Senior Support	Craig Shirlaw	Kawasaki 600	2	20.505	84.752	2010
Junior Support	Dean Harrison	Kawasaki 650	2	27.141	80.930	2010
Classic 1000cc	Robert McCrum	Norton Weslake 950	2	31.924	78.382	2010
Classic 500cc	Neill McWhirter	Norton	2	31.551	78.575	2010
Classic 350cc	Adrian McFarland	Honda	2	40.433	74.225	2008
Classic 250cc	Barry Davidson	Honda 198	2	50.292	69.927	2010

MOST WINS at BUSH ROAD RACE

Ryan Farquhar	11	2008-11
William Dunlop	5	2010-11
Conor Cummins	3	2007
Nigel Moore	3	2007-09
Barry Davidson	3	2008-10

ALL TIME IRISH ROAD RACE WINNERS (after Mid-Antrim 150 2012)

Most Wins at All Irish Road Race Meetings

1.	Ryan Farquhar	186	1995 - 12
2.	Joey Dunlop	156	1971 - 00
3.	Robert Dunlop	135	1980 - 08
4.	Ray McCullough	109	1960 - 82
	Phillip McCallen	109	1987 - 99
6.	Brian Reid	78	1980 - 94
7.	Darran Lindsay	75	1999 - 06
8.	William Dunlop	71	2005 - 12
9.	James Courtney	66	1992 - 99
10.	Adrian Archibald	64	1994 - 06

H2 ENGINEERING BUSH ROAD RACE

250cc GP & SUPERSPORT 400

Bush 3.308 Miles


R8: Emerald Road Racing 250cc GP / Supersport 400

24/06/2012 15:10

Race (8 Laps)

RACE 8 - 250cc GP / SUPERSPORT 400

<div style="border: 1px solid black; padding: 5px; width: fit-content; margin: 5px auto;">42 C 96 C</div>	<div style="border: 1px solid black; padding: 5px; width: fit-content; margin: 5px auto;">92 B 17 B 1 B</div>	<div style="border: 1px solid black; padding: 5px; width: fit-content; margin: 5px auto;">79 A 57 A 95 A</div>	6 5 4 3 2 1
C	B	A	B
<div style="border: 1px solid black; padding: 5px; width: fit-content; margin: 5px auto;">2 C</div>	<div style="border: 1px solid black; padding: 5px; width: fit-content; margin: 5px auto;">71 B</div>	<div style="border: 1px solid black; padding: 5px; width: fit-content; margin: 5px auto;">25 A 97 A <small>POLE POSITION</small></div>	A



H2 ENGINEERING BUSH ROAD RACES

250cc GP & SUPERSPORT 400

Race 8 - Emerald Road Racing Junior

Saturday, 23 June 2012



250cc GP

Pos	Class	No	Name	Machine / Sponsor	Gp	Laps	Total Time	Behind	Speed	-----Best Lap-----		
										Time	Speed	On
Race Classification												
1	250R	97	Seamus ELLIOTT	Honda - Logan Racing	a	6	15:26.466		77.119	2:30.987	78.868	6
2	250R	71	Davy MORGAN	Honda - DM71 Supporters Club	a	6	15:30.029	3.563	76.824	2:33.079	77.790	2
3	250R	2	Brian MATEER	Yamaha	a	6	15:41.658	15.192	75.875	2:34.514	77.068	3
4	250R	25	Mark WADDELL	Honda	a	6	16:28.831	1:02.365	72.256	2:42.067	73.476	4

Fastest Lap

250R	97	Seamus ELLIOTT	Honda - Logan Racing	a						2:30.987	78.868	6
------	----	----------------	----------------------	---	--	--	--	--	--	----------	--------	---

SUPERSPORT 400

Pos	Class	No	Name	Machine / Sponsor	Gp	Laps	Total Time	Behind	Speed	-----Best Lap-----		
										Time	Speed	On
Race Classification												
1	400R	17	Alastair BAYLEY	Honda 400 - ABR Moto	b	6	15:45.270		75.585	2:36.142	76.264	4
2	400R	95	Robert GORDON	Honda 400	b	6	16:01.477	16.207	74.311	2:37.674	75.523	3
3	400R	96	Stephen CARR	Kawasaki 400 - Orlaiths Cupcakes	b	6	16:32.252	46.982	72.006	2:43.803	72.698	4
4	400R	42	Brian LOUGHLIN	Honda 400	b	6	17:02.706	1:17.436	69.862	2:48.630	70.617	6
5	400R	92	Michael LARKIN	Honda 400	b	6	17:13.076	1:27.806	69.161	2:48.012	70.876	5
6	400R	57	Yvonne MONTGOMERY	Kawasaki 400	b	6	17:45.325	2:00.055	67.067	2:55.545	67.835	3


Fastest Lap

400R	1	Paul MAGUIRE	Kawasaki 400	b						2:35.977	76.345	4
------	---	--------------	--------------	---	--	--	--	--	--	----------	--------	---

Not Classified

DNF	400R	1	Paul MAGUIRE	Kawasaki 400	b	4	10:31.911	2 Laps	75.378	2:35.977	76.345	4
------------	------	---	--------------	--------------	---	---	-----------	--------	--------	----------	--------	---

Provisional result to be confirmed by the Stewards of the Meeting subject to completion of technical inspections & the time limit for protests

Circuit	Bush	Signed		Organising Club	Dungannon & District MCC
Length(miles)	3.3078	Chief Timekeeper		Race Started	14:47
Weather	Cloudy >> Light Rain	Issued At:	15:05	Gp Time Diff -	b 9.01
Track	Dry >> Damp				



MCUI Ulster
Centre Timing
powered by
e-Laps timing software



2&4
WHEEL MOTORSPORT
STEERING GROUP LTD.

Belfast
Telegraph  **nitec**



www.elaps-timing.com

H2 ENGINEERING BUSH ROAD RACES

250cc GP & SUPERSPORT 400

Race 8 - Emerald Road Racing Junior

Saturday, 23 June 2012

DETAILED RESULT



250cc GP

Race Classification

1 97 Seamus ELLIOTT

Total Time **15:26.466** Avg Speed **77.119** Behind
Best Time **2:30.987** Best Speed **78.868** On **6** Gp **a**

Lap	Elapsed Time	Lap Time	Lap Speed
1	2:35.104	2:35.104	76.775
2	5:09.110	2:34.006	77.322
3	7:44.314	2:35.204	76.725
4	10:20.791	2:36.477	76.101
5	12:55.479	2:34.688	76.981
6	15:26.466	2:30.987	78.868

2 71 Davy MORGAN

Total Time **15:30.029** Avg Speed **76.824** Behind **3.563**
Best Time **2:33.079** Best Speed **77.790** On **2** Gp **a**

Lap	Elapsed Time	Lap Time	Lap Speed
1	2:35.710	2:35.710	76.476
2	5:08.789	2:33.079	77.790
3	7:44.038	2:35.249	76.703
4	10:20.487	2:36.449	76.115
5	12:55.379	2:34.892	76.880
6	15:30.029	2:34.650	77.000

3 2 Brian MATEER

Total Time **15:41.658** Avg Speed **75.875** Behind **15.192**
Best Time **2:34.514** Best Speed **77.068** On **3** Gp **a**

Lap	Elapsed Time	Lap Time	Lap Speed
1	2:42.020	2:42.020	73.498
2	5:17.591	2:35.571	76.544
3	7:52.105	2:34.514	77.068
4	10:28.551	2:36.446	76.116
5	13:05.654	2:37.103	75.798
6	15:41.658	2:36.004	76.332

4 25 Mark WADDELL

Total Time **16:28.831** Avg Speed **72.256** Behind **1:02.365**
Best Time **2:42.067** Best Speed **73.476** On **4** Gp **a**

Lap	Elapsed Time	Lap Time	Lap Speed
1	2:48.733	2:48.733	70.574
2	5:32.464	2:43.731	72.730
3	8:15.485	2:43.021	73.046
4	10:57.552	2:42.067	73.476
5	13:41.331	2:43.779	72.708
6	16:28.831	2:47.500	71.093



MCUI Ulster
Centre Timing
powered by
e-Laps timing software

www.elaps-timing.com



2&4
WHEEL MOTORSPORT
STEERING GROUP LTD.

Belfast
Telegraph nitec



H2 ENGINEERING BUSH ROAD RACES

250cc GP & SUPERSPORT 400

Race 8 - Emerald Road Racing Junior

Saturday, 23 June 2012

DETAILED RESULT



SUPERSPORT 400

Race Classification

1 17 Alastair BAYLEY

Total Time **15:45.270** Avg Speed **75.585** Behind
Best Time **2:36.142** Best Speed **76.264** On **4** Gp **b**

Lap	Elapsed Time	Lap Time	Lap Speed
1	2:41.032	2:41.032	73.949
2	5:19.042	2:38.010	75.363
3	7:55.545	2:36.503	76.089
4	10:31.687	2:36.142	76.264
5	13:08.684	2:36.997	75.849
6	15:45.270	2:36.586	76.048

2 95 Robert GORDON

Total Time **16:01.477** Avg Speed **74.311** Behind **16.207**
Best Time **2:37.674** Best Speed **75.523** On **3** Gp **b**

Lap	Elapsed Time	Lap Time	Lap Speed
1	2:43.010	2:43.010	73.051
2	5:23.018	2:40.008	74.422
3	8:00.692	2:37.674	75.523
4	10:38.905	2:38.213	75.266
5	13:18.754	2:39.849	74.496
6	16:01.477	2:42.723	73.180

3 96 Stephen CARR

Total Time **16:32.252** Avg Speed **72.006** Behind **46.982**
Best Time **2:43.803** Best Speed **72.698** On **4** Gp **b**

Lap	Elapsed Time	Lap Time	Lap Speed
1	2:48.578	2:48.578	70.638
2	5:32.964	2:44.386	72.440
3	8:17.938	2:44.974	72.182
4	11:01.741	2:43.803	72.698
5	13:46.646	2:44.905	72.212
6	16:32.252	2:45.606	71.906

4 42 Brian LOUGHLIN

Total Time **17:02.706** Avg Speed **69.862** Behind **1:17.436**
Best Time **2:48.630** Best Speed **70.617** On **6** Gp **b**

Lap	Elapsed Time	Lap Time	Lap Speed
1	2:50.765	2:50.765	69.734
2	5:41.067	2:50.302	69.923
3	8:33.101	2:52.034	69.219
4	11:24.507	2:51.406	69.473
5	14:14.076	2:49.569	70.226
6	17:02.706	2:48.630	70.617

SUPERSPORT 400

Race Classification

5 92 Michael LARKIN

Total Time **17:13.076** Avg Speed **69.161** Behind **1:27.806**
Best Time **2:48.012** Best Speed **70.876** On **5** Gp **b**

Lap	Elapsed Time	Lap Time	Lap Speed
1	2:52.782	2:52.782	68.920
2	5:44.162	2:51.380	69.483
3	8:33.722	2:49.560	70.229
4	11:26.660	2:52.938	68.858
5	14:14.672	2:48.012	70.876
6	17:13.076	2:58.404	66.748

6 57 Yvonne MONTGOMERY

Total Time **17:45.325** Avg Speed **67.067** Behind **2:00.055**
Best Time **2:55.545** Best Speed **67.835** On **3** Gp **b**

Lap	Elapsed Time	Lap Time	Lap Speed
1	3:01.733	3:01.733	65.525
2	5:57.933	2:56.200	67.583
3	8:53.478	2:55.545	67.835
4	11:51.012	2:57.534	67.075
5	14:47.150	2:56.138	67.607
6	17:45.325	2:58.175	66.834

Not Classified

DNF 1 Paul MAGUIRE

Total Time **10:31.911** Avg Speed **75.378** Behind **2 Laps**
Best Time **2:35.977** Best Speed **76.345** On **4** Gp **b**

Lap	Elapsed Time	Lap Time	Lap Speed
1	2:41.451	2:41.451	73.757
2	5:19.541	2:38.090	75.325
3	7:55.934	2:36.393	76.142
4	10:31.911	2:35.977	76.345



MCUI Ulster
Centre Timing
powered by
e-Laps timing software



2&4
WHEEL MOTORSPORT
STEERING GROUP LTD.

Belfast
Telegraph nitec



H2 ENGINEERING BUSH ROAD RACES

250cc GP & SUPERSPORT 400

Race 8 - Emerald Road Racing Junior

LAP CHART

**1**

No	Name	G	Elapsed Time	Lap Time
97	Seamus ELLIOTT	a	2:35.104	2:35.104
71	Davy MORGAN	a	2:35.710	2:35.710
17	Alastair BAYLEY	b	2:41.032	2:41.032
1	Paul MAGUIRE	b	2:41.451	2:41.451
2	Brian MATEER	a	2:42.020	2:42.020
95	Robert GORDON	b	2:43.010	2:43.010
96	Stephen CARR	b	2:48.578	2:48.578
25	Mark WADDELL	a	2:48.733	2:48.733
42	Brian LOUGHLIN	b	2:50.765	2:50.765
92	Michael LARKIN	b	2:52.782	2:52.782
57	Yvonne MONTGOMERY	b	3:01.733	3:01.733

4

No	Name	G	Elapsed Time	Lap Time
71	Davy MORGAN	a	10:20.487	2:36.449
97	Seamus ELLIOTT	a	10:20.791	2:36.477
2	Brian MATEER	a	10:28.551	2:36.446
17	Alastair BAYLEY	b	10:31.687	2:36.142
1	Paul MAGUIRE	b	10:31.911	2:35.977
95	Robert GORDON	b	10:38.905	2:38.213
25	Mark WADDELL	a	10:57.552	2:42.067
96	Stephen CARR	b	11:01.741	2:43.803
42	Brian LOUGHLIN	b	11:24.507	2:51.406
92	Michael LARKIN	b	11:26.660	2:52.938
57	Yvonne MONTGOMERY	b	11:51.012	2:57.534

2

No	Name	G	Elapsed Time	Lap Time
71	Davy MORGAN	a	5:08.789	2:33.079
97	Seamus ELLIOTT	a	5:09.110	2:34.006
2	Brian MATEER	a	5:17.591	2:35.571
17	Alastair BAYLEY	b	5:19.042	2:38.010
1	Paul MAGUIRE	b	5:19.541	2:38.090
95	Robert GORDON	b	5:23.018	2:40.008
25	Mark WADDELL	a	5:32.464	2:43.731
96	Stephen CARR	b	5:32.964	2:44.386
42	Brian LOUGHLIN	b	5:41.067	2:50.302
92	Michael LARKIN	b	5:44.162	2:51.380
57	Yvonne MONTGOMERY	b	5:57.933	2:56.200

5

No	Name	G	Elapsed Time	Lap Time
71	Davy MORGAN	a	12:55.379	2:34.892
97	Seamus ELLIOTT	a	12:55.479	2:34.688
2	Brian MATEER	a	13:05.654	2:37.103
17	Alastair BAYLEY	b	13:08.684	2:36.997
95	Robert GORDON	b	13:18.754	2:39.849
25	Mark WADDELL	a	13:41.331	2:43.779
96	Stephen CARR	b	13:46.646	2:44.905
42	Brian LOUGHLIN	b	14:14.076	2:49.569
92	Michael LARKIN	b	14:14.672	2:48.012
57	Yvonne MONTGOMERY	b	14:47.150	2:56.138

3

No	Name	G	Elapsed Time	Lap Time
71	Davy MORGAN	a	7:44.038	2:35.249
97	Seamus ELLIOTT	a	7:44.314	2:35.204
2	Brian MATEER	a	7:52.105	2:34.514
17	Alastair BAYLEY	b	7:55.545	2:36.503
1	Paul MAGUIRE	b	7:55.934	2:36.393
95	Robert GORDON	b	8:00.692	2:37.674
25	Mark WADDELL	a	8:15.485	2:43.021
96	Stephen CARR	b	8:17.938	2:44.974
42	Brian LOUGHLIN	b	8:33.101	2:52.034
92	Michael LARKIN	b	8:33.722	2:49.560
57	Yvonne MONTGOMERY	b	8:53.478	2:55.545

6

No	Name	G	Elapsed Time	Lap Time
97	Seamus ELLIOTT	a	15:26.466	2:30.987
71	Davy MORGAN	a	15:30.029	2:34.650
2	Brian MATEER	a	15:41.658	2:36.004
17	Alastair BAYLEY	b	15:45.270	2:36.586
95	Robert GORDON	b	16:01.477	2:42.723
25	Mark WADDELL	a	16:28.831	2:47.500
96	Stephen CARR	b	16:32.252	2:45.606
42	Brian LOUGHLIN	b	17:02.706	2:48.630
92	Michael LARKIN	b	17:13.076	2:58.404
57	Yvonne MONTGOMERY	b	17:45.325	2:58.175

IRISH ROAD RACE 250GP

2012

Pos	No.	Name	Total	Diff	Gap	#1 #2 #3 #4			
						R6	R1	R1	R8
1	97	Seamus ELLIOTT	61	0	0	16	20	x	25
2	6	William DUNLOP	50	11	11	25	25	x	x
3	71	Davy MORGAN	40	21	10	20	x	x	20
4	74	Tommy HENRY	36	25	4	x	11	25	x
5	2	Brian MATEER	29	32	7	x	13	x	16
6	38	Darren GILPIN	22	39	7	9	x	13	x
7	4	Barry DAVIDSON	20	41	2	x	x	20	x
8	25	Bryan HARDING	16	45	4	x	x	16	x
9	42	Rob BARBER	16	45	0	x	16	x	x
10	19	Kevin STROWGER	13	48	3	13	x	x	x
11	25	Mark WADDELL	13	48	0	x	x	x	13
12	17	Paul HEDISON	11	50	2	11	x	x	x
13	11	Peter WAKEFIELD	10	51	1	10	x	x	x
14	73	Mark SHIELDS	8	53	2	8	x	x	x

Event Legend

#1	27/04/2012	KDM HIRE COOKSTOWN 100	#3	15/06/2012	MID-ANTRIM 150
#2	04/05/2012	AROUND A POUND TANDRAGEE 100	#4	23/06/2012	H2 ENGINEERING BUSH ROAD RACE

Championship Standings of IRISH ROAD RACE SUPERSPORT 400

Printed:: 23/06/2012 15:07:44

IRISH ROAD RACE SUPERSPORT 400

2012

Pos	No.	Name	Total	Diff	Gap	#1 #2 #3 #4			
						R9	R1	R1	R8
1	196	Andy FARRELL	75	0	0	25	25	25	x
2	95	Robert GORDON	46	29	29	x	10	16	20
3	117	Alastair BAYLEY	45	30	1	20	x	x	25
4	96	Stephen CARR	40	35	5	x	11	13	16
5	57	Yvonne MONTGOMERY	32	43	8	5	7	10	10
6	9	Gavin LUPTON	30	45	2	10	x	20	x
7	42	Brian LOUGHLIN	28	47	2	6	9	x	13
8	1	Paul MAGUIRE	25	50	3	9	16	x	x
9	99	David YEOMANS	20	55	5	x	20	x	x
10	21	Roy SCOTT	20	55	0	7	13	x	x
11	18	Vic ALLAN	16	59	4	16	x	x	x
12	138	Derek WILKIE	16	59	0	8	8	x	x
13	54	Johnny McCAY	13	62	3	13	x	x	x
14	22	Rikki McGOVERN	11	64	2	11	x	x	x
15	92	Michael LARKIN	11	64	0	x	x	x	11
16	79	John McALLISTER	11	64	0	x	x	11	x
17	75	Mark McNEILLY	9	66	2	x	x	9	x

Event Legend

#1	27/04/2012	KDM HIRE COOKSTOWN 100	#3	15/06/2012	MID-ANTRIM 150
#2	04/05/2012	AROUND A POUND TANDRAGEE 100	#4	23/06/2012	H2 ENGINEERING BUSH ROAD RACE

ULSTER ROAD RACE 250GP

2012

Pos	No.	Name	Total	Diff	Gap	#1 #2 #3 #4			
						R6	R1	R1	R8
1	97	Seamus ELLIOTT	61	0	0	16	20	x	25
2	6	William DUNLOP	50	11	11	25	25	x	x
3	71	Davy MORGAN	40	21	10	20	x	x	20
4	74	Tommy HENRY	36	25	4	x	11	25	x
5	2	Brian MATEER	29	32	7	x	13	x	16
6	38	Darren GILPIN	22	39	7	9	x	13	x
7	4	Barry DAVIDSON	20	41	2	x	x	20	x
8	25	Bryan HARDING	16	45	4	x	x	16	x
9	42	Rob BARBER	16	45	0	x	16	x	x
10	19	Kevin STROWGER	13	48	3	13	x	x	x
11	25	Mark WADDELL	13	48	0	x	x	x	13
12	17	Paul HEDISON	11	50	2	11	x	x	x
13	11	Peter WAKEFIELD	10	51	1	10	x	x	x
14	73	Mark SHIELDS	8	53	2	8	x	x	x

Event Legend

#1	27/04/2012	KDM HIRE COOKSTOWN 100	#3	15/06/2012	MID-ANTRIM 150
#2	04/05/2012	AROUND A POUND TANDRAGEE 100	#4	23/06/2012	H2 ENGINEERING BUSH ROAD RACE

ULSTER ROAD RACE SUPERSPORT 400

2012

Pos	No.	Name	Total	Diff	Gap	#1 #2 #3 #4			
						R9	R1	R1	R8
1	196	Andy FARRELL	75	0	0	25	25	25	x
2	95	Robert GORDON	46	29	29	x	10	16	20
3	117	Alastair BAYLEY	45	30	1	20	x	x	25
4	96	Stephen CARR	40	35	5	x	11	13	16
5	57	Yvonne MONTGOMERY	32	43	8	5	7	10	10
6	9	Gavin LUPTON	30	45	2	10	x	20	x
7	42	Brian LOUGHLIN	28	47	2	6	9	x	13
8	1	Paul MAGUIRE	25	50	3	9	16	x	x
9	99	David YEOMANS	20	55	5	x	20	x	x
10	21	Roy SCOTT	20	55	0	7	13	x	x
11	18	Vic ALLAN	16	59	4	16	x	x	x
12	138	Derek WILKIE	16	59	0	8	8	x	x
13	54	Johnny McCAY	13	62	3	13	x	x	x
14	22	Rikki McGOVERN	11	64	2	11	x	x	x
15	92	Michael LARKIN	11	64	0	x	x	x	11
16	79	John McALLISTER	11	64	0	x	x	11	x
17	75	Mark McNEILLY	9	66	2	x	x	9	x

Event Legend

#1	27/04/2012	KDM HIRE COOKSTOWN 100	#3	15/06/2012	MID-ANTRIM 150
#2	04/05/2012	AROUND A POUND TANDRAGEE 100	#4	23/06/2012	H2 ENGINEERING BUSH ROAD RACE