



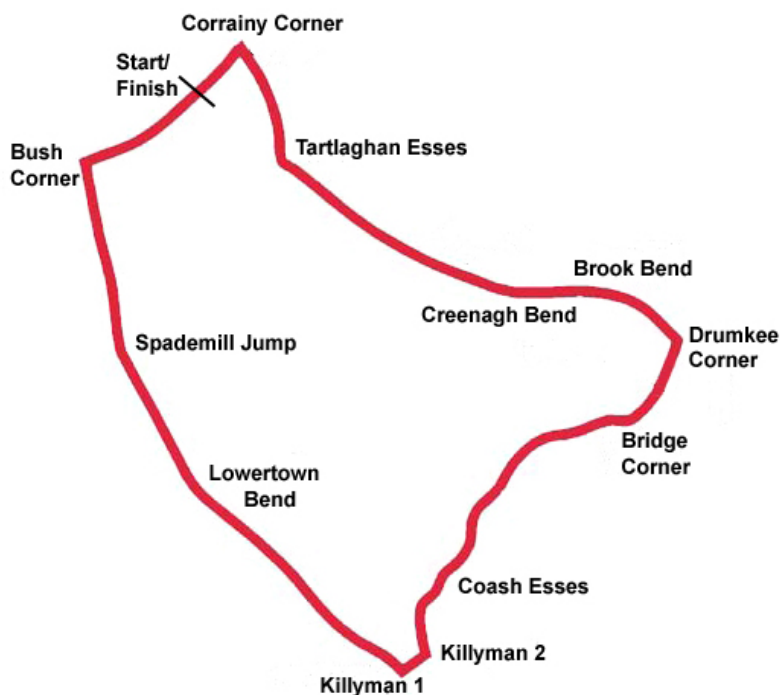
Friday 22nd & Saturday 23rd June 2012

promoted by Dungannon & District MCC
www.bushroadraces.com

THE PEOPLES' RACE
CLASSIC 250cc & 350cc



Bush Circuit 3.3078 miles



LAP RECORDS

Class	Rider	Machine	m	s	mph	Year
125cc	William Dunlop	Honda	2	23.443	83.016	2010
Moto 3	to be established					
Moto 450	Ryan Farquhar	Kawasaki	2	27.213	80.890	2011
250cc	William Dunlop	Honda	2	18.280	86.116	2010
Supersport 400	Joe Phillips	Kawasaki	2	30.508	79.119	2008
Supertwins	Ryan Farquhar	Kawasaki 650	2	20.647	84.666	2011
Supersport	Ryan Farquhar	Kawasaki	2	13.647	89.101	2011
Superbike	Ryan Farquhar	Kawasaki 600	2	11.200	90.763	2011
Senior Support	Craig Shirlaw	Kawasaki 600	2	20.505	84.752	2010
Junior Support	Dean Harrison	Kawasaki 650	2	27.141	80.930	2010
Classic 1000cc	Robert McCrum	Norton Weslake 950	2	31.924	78.382	2010
Classic 500cc	Neill McWhirter	Norton	2	31.551	78.575	2010
Classic 350cc	Adrian McFarland	Honda	2	40.433	74.225	2008
Classic 250cc	Barry Davidson	Honda 198	2	50.292	69.927	2010

MOST WINS at BUSH ROAD RACE

Ryan Farquhar	11	2008-11
William Dunlop	5	2010-11
Conor Cummins	3	2007
Nigel Moore	3	2007-09
Barry Davidson	3	2008-10

ALL TIME IRISH ROAD RACE WINNERS (after Mid-Antrim 150 2012)

Most Wins at All Irish Road Race Meetings

1.	Ryan Farquhar	186	1995 - 12
2.	Joey Dunlop	156	1971 - 00
3.	Robert Dunlop	135	1980 - 08
4.	Ray McCullough	109	1960 - 82
	Phillip McCallen	109	1987 - 99
6.	Brian Reid	78	1980 - 94
7.	Darran Lindsay	75	1999 - 06
8.	William Dunlop	71	2005 - 12
9.	James Courtney	66	1992 - 99
10.	Adrian Archibald	64	1994 - 06

H2 ENGINEERING BUSH ROAD RACE

JUNIOR CLASSIC

Bush 3.308 Miles

R2: The Peoples' Junior Classic

24/06/2012 11:10

Race (8 Laps)

RACE 2 - JUNIOR CLASSIC

15
C
69
C
12
C

34
B
27
B
43
B

20
A
30
A
76
A

8
7
6


C
9
C
134
C
17
C
40
C

B
52
B
2
B
67
B
10
B

A
4
A
18
A
36
A
8
A

B
5
4
3
2
1

POLE POSITION



H2 ENGINEERING BUSH ROAD RACES

CLASSIC 250cc / 350cc

Race 2 - The Peoples Race Junior Classic


Saturday, 23 June 2012



Pos	Class	No	Name	Machine / Sponsor	Gp	Laps	Total Time	Behind	Speed	-----Best Lap-----		
										Time	Speed	On
Race Classification												
1	C350	40	Barry DAVIDSON	Drixton Honda 350 - Dempster Racing	a	6	16:28.728		72.263	2:42.478	73.290	3
2	C350	8	Allan BREW	Drixton Aermacchi 349 - M & D Jacobs	a	6	16:45.919	17.191	71.028	2:43.673	72.755	6
3	C350	10	Denis GALLAGHER	Drixton Honda 350	a	6	16:46.264	17.536	71.004	2:43.897	72.656	6
4	C350	134	Sean LEONARD	Honda 350 - Leonard Coaches	a	6	16:53.073	24.345	70.526	2:45.319	72.031	6
5	C350	36	David HASTINGS	Honda 350	a	6	16:53.633	24.905	70.488	2:46.559	71.495	6
6	C350	67	Herbie RONAN	Honda 350	a	6	16:54.160	25.432	70.451	2:45.882	71.786	6
7	C350	2	Freddie STEWART	Honda 350	a	6	16:54.839	26.111	70.404	2:46.425	71.552	6
8	C350	9	Sam KINKEAD	Drixton Honda 350	a	6	17:02.033	33.305	69.908	2:47.866	70.938	2
9	C350	4	Billy LYLE	Honda 350 - Stewart	a	6	17:12.506	43.778	69.199	2:48.773	70.557	6
10	C350	18	Thomas HOGG	Honda 350 - Leonard	a	6	17:30.336	1:01.608	68.024	2:53.181	68.761	5
11	C250	76	Philip SHAW	Suzuki 250	b	6	17:42.715	1:13.987	67.232	2:53.707	68.553	6
12	C250	12	Richard FORD	Suzuki 247 - Bob Jackson Racing	b	6	17:43.235	1:14.507	67.199	2:52.114	69.187	6
13	C250	27	Bryan ALLAN	Honda 250 - Dempster Racing	b	6	17:46.061	1:17.333	67.021	2:54.334	68.306	6
14	C250	43	Alex McVICKER	Honda 250 - John Ennis	b	6	18:32.064	2:03.336	64.249	3:01.469	65.620	3
15	C350	17	Roy PHIPPS	Honda 350	a	6	18:33.563	2:04.835	64.162	3:00.182	66.089	6
16	C250	20	Gary HUTTON	Honda 250	b	6	19:12.636	2:43.908	61.987	3:04.092	64.685	3
17	C250	30	Robert WRIGHT	Honda 250	b	5	17:37.793	1 Lap	56.287	3:25.781	57.868	5
18	C350	52	Michael THOMAS	Honda 350	a	5	17:51.523	13.730	55.566	3:25.320	57.998	5
19	C250	34	Trevor STEWART	Honda 250 - TJR Racing	b	5	17:57.932	20.139	55.236	3:32.201	56.117	5
20	C250	15	Dave BROUGH	Honda 250 - Stewart Racing	b	5	19:01.613	1:23.820	52.155	3:43.087	53.379	4
Fastest Lap												
	C350	40	Barry DAVIDSON	Drixton Honda 350 - Dempster Racing	a					2:42.478	73.290	3
Not Classified												
DNF	C250	69	Allen GIBSON	Honda 250	b	2	7:39.728	4 Laps	51.805	3:47.365	52.374	2

Provisional result to be confirmed by the Stewards of the Meeting subject to completion of technical inspections & the time limit for protests

Page 1 / 1

Circuit	Bush	Signed		Organising Club	Dungannon & District MCC
Length(miles)	3.3078		Chief Timekeeper	Race Started	11:12
Weather	Cloudy	Issued At:	11:32	Gp Time Diff - b	12.16
Track	Dry				



MCUI Ulster
Centre Timing
powered by
e-Laps timing software



2&4
WHEEL MOTORSPORT
STEERING GROUP LTD.

Belfast
Telegraph  **nitec**



www.elaps-timing.com

H2 ENGINEERING BUSH ROAD RACES

CLASSIC 250cc / 350cc

Race 2 - The Peoples Race Junior Classic

Saturday, 23 June 2012

DETAILED RESULT



Race Classification

1 40 Barry DAVIDSON

Total Time **16:28.728** Avg Speed **72.263** Behind
Best Time **2:42.478** Best Speed **73.290** On **3** Gp **a**

Lap	Elapsed Time	Lap Time	Lap Speed
1	2:49.804	2:49.804	70.128
2	5:32.666	2:42.862	73.118
3	8:15.144	2:42.478	73.290
4	10:59.775	2:44.631	72.332
5	13:44.977	2:45.202	72.082
6	16:28.728	2:43.751	72.721

2 8 Allan BREW

Total Time **16:45.919** Avg Speed **71.028** Behind **17.191**
Best Time **2:43.673** Best Speed **72.755** On **6** Gp **a**

Lap	Elapsed Time	Lap Time	Lap Speed
1	2:53.493	2:53.493	68.637
2	5:39.060	2:45.567	71.923
3	8:26.016	2:46.956	71.325
4	11:15.788	2:49.772	70.142
5	14:02.246	2:46.458	71.538
6	16:45.919	2:43.673	72.755

3 10 Denis GALLAGHER

Total Time **16:46.264** Avg Speed **71.004** Behind **17.536**
Best Time **2:43.897** Best Speed **72.656** On **6** Gp **a**

Lap	Elapsed Time	Lap Time	Lap Speed
1	2:57.384	2:57.384	67.132
2	5:43.420	2:46.036	71.720
3	8:29.888	2:46.468	71.534
4	11:17.280	2:47.392	71.139
5	14:02.367	2:45.087	72.132
6	16:46.264	2:43.897	72.656

4 134 Sean LEONARD

Total Time **16:53.073** Avg Speed **70.526** Behind **24.345**
Best Time **2:45.319** Best Speed **72.031** On **6** Gp **a**

Lap	Elapsed Time	Lap Time	Lap Speed
1	2:56.849	2:56.849	67.335
2	5:43.824	2:46.975	71.317
3	8:31.633	2:47.809	70.962
4	11:19.826	2:48.193	70.800
5	14:07.754	2:47.928	70.912
6	16:53.073	2:45.319	72.031

Race Classification

5 36 David HASTINGS

Total Time **16:53.633** Avg Speed **70.488** Behind **24.905**
Best Time **2:46.559** Best Speed **71.495** On **6** Gp **a**

Lap	Elapsed Time	Lap Time	Lap Speed
1	2:52.663	2:52.663	68.967
2	5:41.417	2:48.754	70.565
3	8:29.728	2:48.311	70.750
4	11:18.897	2:49.169	70.392
5	14:07.074	2:48.177	70.807
6	16:53.633	2:46.559	71.495

6 67 Herbie RONAN

Total Time **16:54.160** Avg Speed **70.451** Behind **25.432**
Best Time **2:45.882** Best Speed **71.786** On **6** Gp **a**

Lap	Elapsed Time	Lap Time	Lap Speed
1	2:54.875	2:54.875	68.095
2	5:42.083	2:47.208	71.217
3	8:30.785	2:48.702	70.586
4	11:19.491	2:48.706	70.585
5	14:08.278	2:48.787	70.551
6	16:54.160	2:45.882	71.786

7 2 Freddie STEWART

Total Time **16:54.839** Avg Speed **70.404** Behind **26.111**
Best Time **2:46.425** Best Speed **71.552** On **6** Gp **a**

Lap	Elapsed Time	Lap Time	Lap Speed
1	2:55.884	2:55.884	67.704
2	5:42.974	2:47.090	71.267
3	8:31.433	2:48.459	70.688
4	11:20.201	2:48.768	70.559
5	14:08.414	2:48.213	70.792
6	16:54.839	2:46.425	71.552

8 9 Sam KINKEAD

Total Time **17:02.033** Avg Speed **69.908** Behind **33.305**
Best Time **2:47.866** Best Speed **70.938** On **2** Gp **a**

Lap	Elapsed Time	Lap Time	Lap Speed
1	2:59.546	2:59.546	66.323
2	5:47.412	2:47.866	70.938
3	8:35.786	2:48.374	70.724
4	11:24.916	2:49.130	70.408
5	14:13.784	2:48.868	70.517
6	17:02.033	2:48.249	70.777



MCUI Ulster
Centre Timing
powered by
e-Laps timing software



WHEEL MOTORSPORT
STEERING GROUP LTD.

Belfast
Telegraph **nitec**

SHEO point.com
SAFETY
HEALTH
ENVIRONMENT
QUALITY

H2 ENGINEERING BUSH ROAD RACES

CLASSIC 250cc / 350cc

Race 2 - The Peoples Race Junior Classic

Saturday, 23 June 2012

DETAILED RESULT



Race Classification

9 4 Billy LYLE

Total Time **17:12.506** Avg Speed **69.199** Behind **43.778**
Best Time **2:48.773** Best Speed **70.557** On **6** Gp **a**

Lap	Elapsed Time	Lap Time	Lap Speed
1	2:59.427	2:59.427	66.367
2	5:49.670	2:50.243	69.948
3	8:40.655	2:50.985	69.644
4	11:31.762	2:51.107	69.594
5	14:23.733	2:51.971	69.245
6	17:12.506	2:48.773	70.557

10 18 Thomas HOGG

Total Time **17:30.336** Avg Speed **68.024** Behind **1:01.608**
Best Time **2:53.181** Best Speed **68.761** On **5** Gp **a**

Lap	Elapsed Time	Lap Time	Lap Speed
1	3:01.393	3:01.393	65.648
2	5:55.107	2:53.714	68.550
3	8:48.871	2:53.764	68.530
4	11:43.401	2:54.530	68.229
5	14:36.582	2:53.181	68.761
6	17:30.336	2:53.754	68.534

11 76 Philip SHAW

Total Time **17:42.715** Avg Speed **67.232** Behind **1:13.987**
Best Time **2:53.707** Best Speed **68.553** On **6** Gp **b**

Lap	Elapsed Time	Lap Time	Lap Speed
1	3:02.265	3:02.265	65.334
2	6:00.017	2:57.752	66.993
3	8:57.696	2:57.679	67.020
4	11:55.017	2:57.321	67.155
5	14:49.008	2:53.991	68.441
6	17:42.715	2:53.707	68.553

12 12 Richard FORD

Total Time **17:43.235** Avg Speed **67.199** Behind **1:14.507**
Best Time **2:52.114** Best Speed **69.187** On **6** Gp **b**

Lap	Elapsed Time	Lap Time	Lap Speed
1	3:05.735	3:05.735	64.113
2	6:06.262	3:00.527	65.963
3	9:01.984	2:55.722	67.767
4	11:55.949	2:53.965	68.451
5	14:51.121	2:55.172	67.979
6	17:43.235	2:52.114	69.187

Race Classification

13 27 Bryan ALLAN

Total Time **17:46.061** Avg Speed **67.021** Behind **1:17.333**
Best Time **2:54.334** Best Speed **68.306** On **6** Gp **b**

Lap	Elapsed Time	Lap Time	Lap Speed
1	3:04.560	3:04.560	64.521
2	6:05.351	3:00.791	65.867
3	9:00.676	2:55.325	67.920
4	11:56.587	2:55.911	67.694
5	14:51.727	2:55.140	67.992
6	17:46.061	2:54.334	68.306

14 43 Alex McVICKER

Total Time **18:32.064** Avg Speed **64.249** Behind **2:03.336**
Best Time **3:01.469** Best Speed **65.620** On **3** Gp **b**

Lap	Elapsed Time	Lap Time	Lap Speed
1	3:15.338	3:15.338	60.961
2	6:22.176	3:06.838	63.735
3	9:23.645	3:01.469	65.620
4	12:27.222	3:03.577	64.867
5	15:30.463	3:03.241	64.986
6	18:32.064	3:01.601	65.573

15 17 Roy PHIPPS

Total Time **18:33.563** Avg Speed **64.162** Behind **2:04.835**
Best Time **3:00.182** Best Speed **66.089** On **6** Gp **a**

Lap	Elapsed Time	Lap Time	Lap Speed
1	3:13.796	3:13.796	61.446
2	6:20.777	3:06.981	63.686
3	9:27.007	3:06.230	63.943
4	12:31.261	3:04.254	64.629
5	15:33.381	3:02.120	65.386
6	18:33.563	3:00.182	66.089

16 20 Gary HUTTON

Total Time **19:12.636** Avg Speed **61.987** Behind **2:43.908**
Best Time **3:04.092** Best Speed **64.685** On **3** Gp **b**

Lap	Elapsed Time	Lap Time	Lap Speed
1	3:15.120	3:15.120	61.030
2	6:22.069	3:06.949	63.697
3	9:26.161	3:04.092	64.685
4	12:31.989	3:05.828	64.081
5	15:37.693	3:05.704	64.124
6	19:12.636	3:34.943	55.401



MCUI Ulster
Centre Timing
powered by
e-Laps timing software

www.elaps-timing.com



2&4
WHEEL MOTORSPORT
STEERING GROUP LTD.

Belfast
Telegraph



H2 ENGINEERING BUSH ROAD RACES

CLASSIC 250cc / 350cc

Race 2 - The Peoples Race Junior Classic

Saturday, 23 June 2012

DETAILED RESULT



Race Classification

17 30 Robert WRIGHT

Total Time **17:37.793** Avg Speed **56.287** Behind **1 Lap**
Best Time **3:25.781** Best Speed **57.868** On **5** Gp **b**

Lap	Elapsed Time	Lap Time	Lap Speed
1	3:33.105	3:33.105	55.879
2	7:08.128	3:35.023	55.380
3	10:40.230	3:32.102	56.143
4	14:12.012	3:31.782	56.228
5	17:37.793	3:25.781	57.868

18 52 Michael THOMAS

Total Time **17:51.523** Avg Speed **55.566** Behind **13.730**
Best Time **3:25.320** Best Speed **57.998** On **5** Gp **a**

Lap	Elapsed Time	Lap Time	Lap Speed
1	3:40.244	3:40.244	54.068
2	7:18.845	3:38.601	54.474
3	10:51.819	3:32.974	55.913
4	14:26.203	3:34.384	55.546
5	17:51.523	3:25.320	57.998

19 34 Trevor STEWART

Total Time **17:57.932** Avg Speed **55.236** Behind **20.139**
Best Time **3:32.201** Best Speed **56.117** On **5** Gp **b**

Lap	Elapsed Time	Lap Time	Lap Speed
1	3:40.491	3:40.491	54.007
2	7:15.793	3:35.302	55.309
3	10:52.038	3:36.245	55.068
4	14:25.731	3:33.693	55.725
5	17:57.932	3:32.201	56.117

20 15 Dave BROUGH

Total Time **19:01.613** Avg Speed **52.155** Behind **1:23.820**
Best Time **3:43.087** Best Speed **53.379** On **4** Gp **b**

Lap	Elapsed Time	Lap Time	Lap Speed
1	3:52.602	3:52.602	51.195
2	7:42.775	3:50.173	51.735
3	11:33.950	3:51.175	51.511
4	15:17.037	3:43.087	53.379
5	19:01.613	3:44.576	53.025

Not Classified

Not Classified

DNF 69 Allen GIBSON

Total Time **7:39.728** Avg Speed **51.805** Behind **4 Laps**
Best Time **3:47.365** Best Speed **52.374** On **2** Gp **b**

Lap	Elapsed Time	Lap Time	Lap Speed
1	3:52.363	3:52.363	51.248
2	7:39.728	3:47.365	52.374



MCUI Ulster
Centre Timing
powered by
e-Laps timing software

www.elaps-timing.com



2&4
WHEEL MOTORSPORT
STEERING GROUP LTD.

Belfast
Telegraph



nitec



SAFETY
HEALTH
ENVIRONMENT
QUALITY

SHEOpoint.com

H2 ENGINEERING BUSH ROAD RACES

CLASSIC 250cc / 350cc

Race 2 - The Peoples Race Junior Classic

LAP CHART



1					3					5				
No	Name	G	Elapsed Time	Lap Time	No	Name	G	Elapsed Time	Lap Time	No	Name	G	Elapsed Time	Lap Time
40	Barry DAVIDSON	a	2:49.804	2:49.804	40	Barry DAVIDSON	a	8:15.144	2:42.478	40	Barry DAVIDSON	a	13:44.977	2:45.202
36	David HASTINGS	a	2:52.663	2:52.663	8	Allan BREW	a	8:26.016	2:46.956	8	Allan BREW	a	14:02.246	2:46.458
8	Allan BREW	a	2:53.493	2:53.493	36	David HASTINGS	a	8:29.728	2:48.311	10	Denis GALLAGHER	a	14:02.367	2:45.087
67	Herbie RONAN	a	2:54.875	2:54.875	10	Denis GALLAGHER	a	8:29.888	2:46.468	36	David HASTINGS	a	14:07.074	2:48.177
2	Freddie STEWART	a	2:55.884	2:55.884	67	Herbie RONAN	a	8:30.785	2:48.702	134	Sean LEONARD	a	14:07.754	2:47.928
134	Sean LEONARD	a	2:56.849	2:56.849	2	Freddie STEWART	a	8:31.433	2:48.459	67	Herbie RONAN	a	14:08.278	2:48.787
10	Denis GALLAGHER	a	2:57.384	2:57.384	134	Sean LEONARD	a	8:31.633	2:47.809	2	Freddie STEWART	a	14:08.414	2:48.213
4	Billy LYLE	a	2:59.427	2:59.427	9	Sam KINKEAD	a	8:35.786	2:48.374	9	Sam KINKEAD	a	14:13.784	2:48.868
9	Sam KINKEAD	a	2:59.546	2:59.546	4	Billy LYLE	a	8:40.655	2:50.985	4	Billy LYLE	a	14:23.733	2:51.971
18	Thomas HOGG	a	3:01.393	3:01.393	18	Thomas HOGG	a	8:48.871	2:53.764	18	Thomas HOGG	a	14:36.582	2:53.181
76	Philip SHAW	b	3:02.265	3:02.265	76	Philip SHAW	b	8:57.696	2:57.679	76	Philip SHAW	b	14:49.008	2:53.991
27	Bryan ALLAN	b	3:04.560	3:04.560	27	Bryan ALLAN	b	9:00.676	2:55.325	12	Richard FORD	b	14:51.121	2:55.172
12	Richard FORD	b	3:05.735	3:05.735	12	Richard FORD	b	9:01.984	2:55.722	27	Bryan ALLAN	b	14:51.727	2:55.140
17	Roy PHIPPS	a	3:13.796	3:13.796	43	Alex McVICKER	b	9:23.645	3:01.469	43	Alex McVICKER	b	15:30.463	3:03.241
20	Gary HUTTON	b	3:15.120	3:15.120	20	Gary HUTTON	b	9:26.161	3:04.092	17	Roy PHIPPS	a	15:33.381	3:02.120
43	Alex McVICKER	b	3:15.338	3:15.338	17	Roy PHIPPS	a	9:27.007	3:06.230	20	Gary HUTTON	b	15:37.693	3:05.704
30	Robert WRIGHT	b	3:33.105	3:33.105	30	Robert WRIGHT	b	10:40.230	3:32.102	30	Robert WRIGHT	b	17:37.793	3:25.781
52	Michael THOMAS	a	3:40.244	3:40.244	52	Michael THOMAS	a	10:51.819	3:32.974	52	Michael THOMAS	a	17:51.523	3:25.320
34	Trevor STEWART	b	3:40.491	3:40.491	34	Trevor STEWART	b	10:52.038	3:36.245	34	Trevor STEWART	b	17:57.932	3:32.201
69	Allen GIBSON	b	3:52.363	3:52.363	15	Dave BROUGH	b	11:33.950	3:51.175	15	Dave BROUGH	b	19:01.613	3:44.576
15	Dave BROUGH	b	3:52.602	3:52.602										

2					4					6				
No	Name	G	Elapsed Time	Lap Time	No	Name	G	Elapsed Time	Lap Time	No	Name	G	Elapsed Time	Lap Time
40	Barry DAVIDSON	a	5:32.666	2:42.862	40	Barry DAVIDSON	a	10:59.775	2:44.631	40	Barry DAVIDSON	a	16:28.728	2:43.751
8	Allan BREW	a	5:39.060	2:45.567	8	Allan BREW	a	11:15.788	2:49.772	8	Allan BREW	a	16:45.919	2:43.673
36	David HASTINGS	a	5:41.417	2:48.754	10	Denis GALLAGHER	a	11:17.280	2:47.392	10	Denis GALLAGHER	a	16:46.264	2:43.897
67	Herbie RONAN	a	5:42.083	2:47.208	36	David HASTINGS	a	11:18.897	2:49.169	134	Sean LEONARD	a	16:53.073	2:45.319
2	Freddie STEWART	a	5:42.974	2:47.090	67	Herbie RONAN	a	11:19.491	2:48.706	36	David HASTINGS	a	16:53.633	2:46.559
10	Denis GALLAGHER	a	5:43.420	2:46.036	134	Sean LEONARD	a	11:19.826	2:48.193	67	Herbie RONAN	a	16:54.160	2:45.882
134	Sean LEONARD	a	5:43.824	2:46.975	2	Freddie STEWART	a	11:20.201	2:48.768	2	Freddie STEWART	a	16:54.839	2:46.425
9	Sam KINKEAD	a	5:47.412	2:47.866	9	Sam KINKEAD	a	11:24.916	2:49.130	9	Sam KINKEAD	a	17:02.033	2:48.249
4	Billy LYLE	a	5:49.670	2:50.243	4	Billy LYLE	a	11:31.762	2:51.107	4	Billy LYLE	a	17:12.506	2:48.773
18	Thomas HOGG	a	5:55.107	2:53.714	18	Thomas HOGG	a	11:43.401	2:54.530	18	Thomas HOGG	a	17:30.336	2:53.754
76	Philip SHAW	b	6:00.017	2:57.752	76	Philip SHAW	b	11:55.017	2:57.321	76	Philip SHAW	b	17:42.715	2:53.707
27	Bryan ALLAN	b	6:05.351	3:00.791	12	Richard FORD	b	11:55.949	2:53.965	12	Richard FORD	b	17:43.235	2:52.114
12	Richard FORD	b	6:06.262	3:00.527	27	Bryan ALLAN	b	11:56.587	2:55.911	27	Bryan ALLAN	b	17:46.061	2:54.334
17	Roy PHIPPS	a	6:20.777	3:06.981	43	Alex McVICKER	b	12:27.222	3:03.577	43	Alex McVICKER	b	18:32.064	3:01.601
20	Gary HUTTON	b	6:22.069	3:06.949	17	Roy PHIPPS	a	12:31.261	3:04.254	17	Roy PHIPPS	a	18:33.563	3:00.182
43	Alex McVICKER	b	6:22.176	3:06.838	20	Gary HUTTON	b	12:31.989	3:05.828	20	Gary HUTTON	b	19:12.636	3:34.943
30	Robert WRIGHT	b	7:08.128	3:35.023	30	Robert WRIGHT	b	14:12.012	3:31.782					
34	Trevor STEWART	b	7:15.793	3:35.302	34	Trevor STEWART	b	14:25.731	3:33.693					
52	Michael THOMAS	a	7:18.845	3:38.601	52	Michael THOMAS	a	14:26.203	3:34.384					
69	Allen GIBSON	b	7:39.728	3:47.365	15	Dave BROUGH	b	15:17.037	3:43.087					
15	Dave BROUGH	b	7:42.775	3:50.173										

IRISH ROAD RACE CLASSIC 250cc

2012

Pos	No.	Name	Total	Diff	Gap	#1 #2 #3 #4			
						R1	R1	R2	R2
1	76	Philip SHAW	95	0	0	20	25	25	25
2	27	Bryan ALLAN	52	43	43	16	x	20	16
3	43	Alex McVICKER	52	43	0	10	13	16	13
4	30	Robert WRIGHT	48	47	4	9	16	13	10
5	20	Gary HUTTON	31	64	17	x	20	x	11
6	69	Allen GIBSON	28	67	3	8	11	9	x
7	11	Peter WAKEFIELD	25	70	3	25	x	x	x
8	12	Richard FORD	20	75	5	x	x	x	20
9	34	Trevor STEWART	20	75	0	x	x	11	9
10	15	Dave BROUGH	18	77	2	x	x	10	8
11	40	Barry DAVIDSON	13	82	5	13	x	x	x
12	23	Alan SMALLBONES	11	84	2	11	x	x	x

Event Legend

#1	27/04/2012	KDM HIRE COOKSTOWN 100	#3	15/06/2012	MID-ANTRIM 150
#2	04/05/2012	AROUND A POUND TANDRAGEE 100	#4	23/06/2012	H2 ENGINEERING BUSH ROAD RACE

IRISH ROAD RACE CLASSIC 350cc

2012

Pos	No.	Name	Total	Diff	Gap	#1 #2 #3 #4			
						R1	R1	R2	R2
1	6	Keith COSTELLO	75	0	0	25	25	25	x
2	8	Allan BREW	70	5	5	20	20	10	20
3	40	Barry DAVIDSON	61	14	9	16	x	20	25
4	10	Denis GALLAGHER	58	17	3	10	16	16	16
5	36	David HASTINGS	44	31	14	11	9	13	11
6	67	Herbie RONAN	30	45	14	7	13	x	10
7	17	Roy PHIPPS	25	50	5	5	7	8	5
8	211	Tim STEPHENSON	23	52	2	3	11	9	x
9	18	Thomas HOGG	23	52	0	6	x	11	6
10	2	Freddie STEWART	22	53	1	13	x	x	9
11	9	Sam KINKEAD	17	58	5	9	x	x	8
12	52	Michael THOMAS	17	58	0	x	6	7	4
13	4	Billy LYLE	15	60	2	8	x	x	7
14	134	Sean LEONARD	13	62	2	x	x	x	13
15	24	George STINSON	10	65	3	x	10	x	x
16	46	Joe LOCKHART	8	67	2	x	8	x	x
17	34	Trevor STEWART	5	70	3	x	5	x	x
18	49	Cathal WHELAN	4	71	1	4	x	x	x

Event Legend

#1	27/04/2012	KDM HIRE COOKSTOWN 100	#3	15/06/2012	MID-ANTRIM 150
#2	04/05/2012	AROUND A POUND TANDRAGEE 100	#4	23/06/2012	H2 ENGINEERING BUSH ROAD RACE

ULSTER ROAD RACE CLASSIC 250cc

2012

Pos	No.	Name	Total	Diff	Gap	#1 #2 #3 #4			
						R1	R1	R2	R2
1	76	Philip SHAW	95	0	0	20	25	25	25
2	27	Bryan ALLAN	52	43	43	16	x	20	16
3	43	Alex McVICKER	52	43	0	10	13	16	13
4	30	Robert WRIGHT	48	47	4	9	16	13	10
5	20	Gary HUTTON	31	64	17	x	20	x	11
6	69	Allen GIBSON	28	67	3	8	11	9	x
7	11	Peter WAKEFIELD	25	70	3	25	x	x	x
8	12	Richard FORD	20	75	5	x	x	x	20
9	34	Trevor STEWART	20	75	0	x	x	11	9
10	15	Dave BROUGH	18	77	2	x	x	10	8
11	40	Barry DAVIDSON	13	82	5	13	x	x	x
12	23	Alan SMALLBONES	11	84	2	11	x	x	x

Event Legend

#1	27/04/2012	KDM HIRE COOKSTOWN 100	#3	15/06/2012	MID-ANTRIM 150
#2	04/05/2012	AROUND A POUND TANDRAGEE 100	#4	23/06/2012	H2 ENGINEERING BUSH ROAD RACE

ULSTER ROAD RACE CLASSIC 350cc

2012

Pos	No.	Name	Total	Diff	Gap	#1 #2 #3 #4			
						R1	R1	R2	R2
1	6	Keith COSTELLO	75	0	0	25	25	25	x
2	8	Allan BREW	70	5	5	20	20	10	20
3	40	Barry DAVIDSON	61	14	9	16	x	20	25
4	10	Denis GALLAGHER	58	17	3	10	16	16	16
5	36	David HASTINGS	44	31	14	11	9	13	11
6	67	Herbie RONAN	30	45	14	7	13	x	10
7	17	Roy PHIPPS	25	50	5	5	7	8	5
8	211	Tim STEPHENSON	23	52	2	3	11	9	x
9	18	Thomas HOGG	23	52	0	6	x	11	6
10	2	Freddie STEWART	22	53	1	13	x	x	9
11	9	Sam KINKEAD	17	58	5	9	x	x	8
12	52	Michael THOMAS	17	58	0	x	6	7	4
13	4	Billy LYLE	15	60	2	8	x	x	7
14	134	Sean LEONARD	13	62	2	x	x	x	13
15	24	George STINSON	10	65	3	x	10	x	x
16	46	Joe LOCKHART	8	67	2	x	8	x	x
17	34	Trevor STEWART	5	70	3	x	5	x	x
18	49	Cathal WHELAN	4	71	1	4	x	x	x

Event Legend

#1	27/04/2012	KDM HIRE COOKSTOWN 100	#3	15/06/2012	MID-ANTRIM 150
#2	04/05/2012	AROUND A POUND TANDRAGEE 100	#4	23/06/2012	H2 ENGINEERING BUSH ROAD RACE