



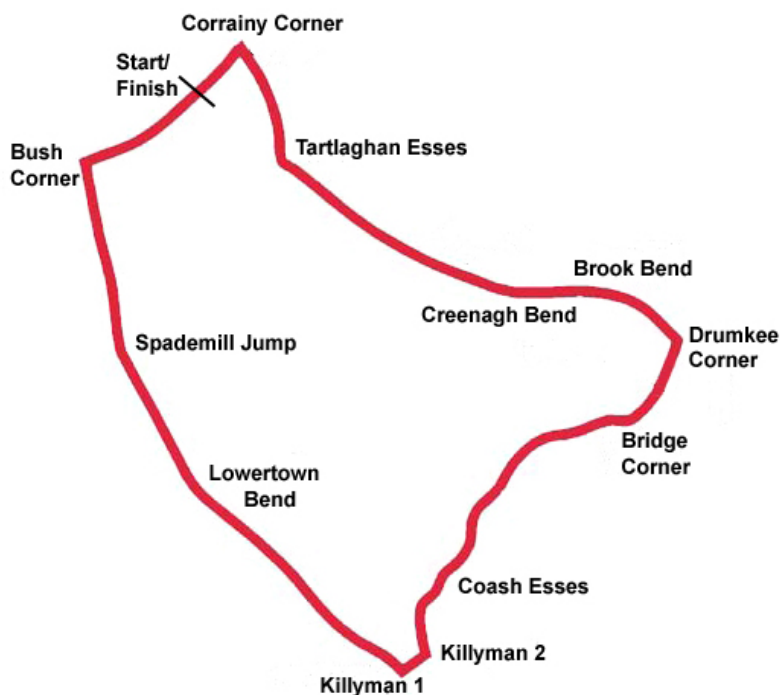
Friday 22nd & Saturday 23rd June 2012

promoted by Dungannon & District MCC
www.bushroadraces.com

**GREINER PACKAGING
BUSH OPEN SUPERBIKE
&
H2 ENGINEERING
GRAND FINAL**



Bush Circuit 3.3078 miles



LAP RECORDS

Class	Rider	Machine	m s	mph	Year
125cc	William Dunlop	Honda	2 23.443	83.016	2010
Moto 3	to be established				
Moto 450	Ryan Farquhar	Kawasaki	2 27.213	80.890	2011
250cc	William Dunlop	Honda	2 18.280	86.116	2010
Supersport 400	Joe Phillips	Kawasaki	2 30.508	79.119	2008
Supertwins	Ryan Farquhar	Kawasaki 650	2 20.647	84.666	2011
Supersport	Ryan Farquhar	Kawasaki	2 13.647	89.101	2011
Superbike	Ryan Farquhar	Kawasaki 600	2 11.200	90.763	2011
Senior Support	Craig Shirlaw	Kawasaki 600	2 20.505	84.752	2010
Junior Support	Dean Harrison	Kawasaki 650	2 27.141	80.930	2010
Classic 1000cc	Robert McCrum	Norton Weslake 950	2 31.924	78.382	2010
Classic 500cc	Neill McWhirter	Norton	2 31.551	78.575	2010
Classic 350cc	Adrian McFarland	Honda	2 40.433	74.225	2008
Classic 250cc	Barry Davidson	Honda 198	2 50.292	69.927	2010

MOST WINS at BUSH ROAD RACE

Ryan Farquhar	11	2008-11
William Dunlop	5	2010-11
Conor Cummins	3	2007
Nigel Moore	3	2007-09
Barry Davidson	3	2008-10

ALL TIME IRISH ROAD RACE WINNERS (after Mid-Antrim 150 2012)

Most Wins at All Irish Road Race Meetings

1.	Ryan Farquhar	186	1995 - 12
2.	Joey Dunlop	156	1971 - 00
3.	Robert Dunlop	135	1980 - 08
4.	Ray McCullough	109	1960 - 82
	Phillip McCallen	109	1987 - 99
6.	Brian Reid	78	1980 - 94
7.	Darran Lindsay	75	1999 - 06
8.	William Dunlop	71	2005 - 12
9.	James Courtney	66	1992 - 99
10.	Adrian Archibald	64	1994 - 06

H2 ENGINEERING BUSH ROAD RACE

SUPERBIKE

Bush 3.308 Miles

R5: Greiner Packaging Bush Open Superbike

24/06/2012 13:10

Race (8 Laps)

RACE 5 - BUSH OPEN SUPERBIKE

80
C

27
B

35
A

B 6

C

B

5

23
C

64
B

26
A

4

93
C

71
B

44
A

3

65
C

82
B

16
A

2

C


B

31
B

77
A

A 1

POLE POSITION A



H2 ENGINEERING BUSH ROAD RACE

SUPERBIKE

Bush 3.308 Miles

R7: H2 Engineering Grand Final

24/06/2012 14:30

Race (10 Laps)


RACE 7 - GRAND FINAL

27
C
23
C
93
C
65
C

35
B
71
B
82
B
31
B

64
A
44
A
16
A
77
A
POLE POSITION
A

4
3
2
1



H2 ENGINEERING BUSH ROAD RACES

SUPERBIKE

Race 5 - Greiner Packaging Bush Open


Saturday, 23 June 2012



Pos	Class	No	Name	Machine / Sponsor	Gp	Laps	Total Time	Behind	Speed	-----Best Lap-----		
										Time	Speed	On
Race Classification												
1	SBKR	77	Ryan FARQUHAR	Kawasaki 600 - KMR Kawasaki	a	6	14:04.637		84.591	2:19.624	85.287	4
2	SBKR	82	Derek SHEILS	Honda 600 - T&M	a	6	14:05.100	0.463	84.544	2:18.265	86.125	5
3	SBKR	65	Michael SWEENEY	Yamaha 600 - MJR Racing	a	6	14:10.515	5.878	84.006	2:19.667	85.261	5
4	SBKR	93	Paul CRANSTON	Honda 600 - P & J Fuel Haulage	a	6	14:11.796	7.159	83.880	2:20.164	84.958	6
5	SBKR	16	John BURROWS	Honda 600 - Moira MRC	a	6	14:26.553	21.916	82.451	2:21.547	84.128	4
6	SBKR	64	Stephen McKNIGHT	Yamaha 600	a	6	14:26.914	22.277	82.417	2:21.318	84.264	3
7	SBKR	44	Jamie HAMILTON	Kawasaki - KMR Kawasaki	a	6	14:43.876	39.239	80.835	2:24.796	82.240	6
8	SBKR	174	Michal DOKOUPIL	Suzuki 750	a	6	14:44.231	39.594	80.803	2:24.515	82.400	3
9	SBKR	35	Trevor FERGUSON	Suzuki 600	b	6	14:44.579	39.942	80.771	2:23.921	82.740	3
10	SBKR	26	Dennis BOOTH	Yamaha 600	a	6	14:58.264	53.627	79.541	2:26.506	81.280	3
11	SBKR	80	Phill ARCHER	Yamaha 600	b	6	15:31.036	1:26.399	76.741	2:31.340	78.684	4
Fastest Lap												
	SBKR	82	Derek SHEILS	Honda 600 - T&M	a					2:18.265	86.125	5

Provisional result to be confirmed by the Stewards of the Meeting subject to completion of technical inspections & the time limit for protests

Page 1 / 1

Circuit	Bush	Signed		Organising Club	Dungannon & District MCC
Length(miles)	3.3078	Chief Timekeeper		Race Started	13:00
Weather	Cloudy				
Track	Damp	Issued At:	13:16		



MCUI Ulster
Centre Timing
powered by
e-Laps timing software



2&4
WHEEL MOTORSPORT
STEERING GROUP LTD.

Belfast
Telegraph  **nitec**



www.elaps-timing.com

H2 ENGINEERING BUSH ROAD RACES

SUPERBIKE

Race 5 - Greiner Packaging Bush Open

Saturday, 23 June 2012

DETAILED RESULT



Race Classification

1 77 Ryan FARQUHAR

Total Time **14:04.637** Avg Speed **84.591** Behind
Best Time **2:19.624** Best Speed **85.287** On **4** Gp **a**

Lap	Elapsed Time	Lap Time	Lap Speed
1	2:22.831	2:22.831	83.372
2	4:43.927	2:21.096	84.397
3	7:03.803	2:19.876	85.133
4	9:23.427	2:19.624	85.287
5	11:43.450	2:20.023	85.044
6	14:04.637	2:21.187	84.343

2 82 Derek SHEILS

Total Time **14:05.100** Avg Speed **84.544** Behind **0.463**
Best Time **2:18.265** Best Speed **86.125** On **5** Gp **a**

Lap	Elapsed Time	Lap Time	Lap Speed
1	2:27.164	2:27.164	80.917
2	4:49.818	2:22.654	83.475
3	7:09.262	2:19.444	85.397
4	9:28.080	2:18.818	85.782
5	11:46.345	2:18.265	86.125
6	14:05.100	2:18.755	85.821

3 65 Michael SWEENEY

Total Time **14:10.515** Avg Speed **84.006** Behind **5.878**
Best Time **2:19.667** Best Speed **85.261** On **5** Gp **a**

Lap	Elapsed Time	Lap Time	Lap Speed
1	2:27.463	2:27.463	80.753
2	4:50.041	2:22.578	83.520
3	7:10.787	2:20.746	84.607
4	9:31.162	2:20.375	84.830
5	11:50.829	2:19.667	85.261
6	14:10.515	2:19.686	85.249

4 93 Paul CRANSTON

Total Time **14:11.796** Avg Speed **83.880** Behind **7.159**
Best Time **2:20.164** Best Speed **84.958** On **6** Gp **a**

Lap	Elapsed Time	Lap Time	Lap Speed
1	2:26.487	2:26.487	81.291
2	4:49.142	2:22.655	83.475
3	7:10.506	2:21.364	84.237
4	9:30.950	2:20.444	84.789
5	11:51.632	2:20.682	84.645
6	14:11.796	2:20.164	84.958

Race Classification

5 16 John BURROWS

Total Time **14:26.553** Avg Speed **82.451** Behind **21.916**
Best Time **2:21.547** Best Speed **84.128** On **4** Gp **a**

Lap	Elapsed Time	Lap Time	Lap Speed
1	2:34.080	2:34.080	77.285
2	4:58.391	2:24.311	82.517
3	7:20.228	2:21.837	83.956
4	9:41.775	2:21.547	84.128
5	12:04.424	2:22.649	83.478
6	14:26.553	2:22.129	83.784

6 64 Stephen McKNIGHT

Total Time **14:26.914** Avg Speed **82.417** Behind **22.277**
Best Time **2:21.318** Best Speed **84.264** On **3** Gp **a**

Lap	Elapsed Time	Lap Time	Lap Speed
1	2:35.133	2:35.133	76.760
2	4:59.464	2:24.331	82.505
3	7:20.782	2:21.318	84.264
4	9:42.187	2:21.405	84.213
5	12:04.720	2:22.533	83.546
6	14:26.914	2:22.194	83.745

7 44 Jamie HAMILTON

Total Time **14:43.876** Avg Speed **80.835** Behind **39.239**
Best Time **2:24.796** Best Speed **82.240** On **6** Gp **a**

Lap	Elapsed Time	Lap Time	Lap Speed
1	2:33.243	2:33.243	77.707
2	5:01.546	2:28.303	80.296
3	7:28.035	2:26.489	81.290
4	9:53.491	2:25.456	81.867
5	12:19.080	2:25.589	81.792
6	14:43.876	2:24.796	82.240

8 174 Michal DOKOUPIL

Total Time **14:44.231** Avg Speed **80.803** Behind **39.594**
Best Time **2:24.515** Best Speed **82.400** On **3** Gp **a**

Lap	Elapsed Time	Lap Time	Lap Speed
1	2:38.680	2:38.680	75.045
2	5:03.783	2:25.103	82.066
3	7:28.298	2:24.515	82.400
4	9:53.781	2:25.483	81.852
5	12:19.237	2:25.456	81.867
6	14:44.231	2:24.994	82.128



MCUI Ulster
Centre Timing
powered by
e-Laps timing software

www.elaps-timing.com



2&4
WHEEL MOTORSport
STEERING GROUP LTD.

Belfast
Telegraph



H2 ENGINEERING BUSH ROAD RACES

SUPERBIKE

Race 5 - Greiner Packaging Bush Open

Saturday, 23 June 2012

DETAILED RESULT



Race Classification

9 35 Trevor FERGUSON

Total Time **14:44.579** Avg Speed **80.771** Behind **39.942**

Best Time **2:23.921** Best Speed **82.740** On **3** Gp **b**

Lap	Elapsed Time	Lap Time	Lap Speed
1	2:39.260	2:39.260	74.771
2	5:04.940	2:25.680	81.741
3	7:28.861	2:23.921	82.740
4	9:54.199	2:25.338	81.934
5	12:19.563	2:25.364	81.919
6	14:44.579	2:25.016	82.116

10 26 Dennis BOOTH

Total Time **14:58.264** Avg Speed **79.541** Behind **53.627**

Best Time **2:26.506** Best Speed **81.280** On **3** Gp **a**

Lap	Elapsed Time	Lap Time	Lap Speed
1	2:40.560	2:40.560	74.166
2	5:07.953	2:27.393	80.791
3	7:34.459	2:26.506	81.280
4	10:02.384	2:27.925	80.501
5	12:30.526	2:28.142	80.383
6	14:58.264	2:27.738	80.603

11 80 Phill ARCHER

Total Time **15:31.036** Avg Speed **76.741** Behind **1:26.399**

Best Time **2:31.340** Best Speed **78.684** On **4** Gp **b**

Lap	Elapsed Time	Lap Time	Lap Speed
1	2:48.962	2:48.962	70.478
2	5:23.164	2:34.202	77.224
3	7:55.098	2:31.934	78.377
4	10:26.438	2:31.340	78.684
5	12:58.257	2:31.819	78.436
6	15:31.036	2:32.779	77.943



MCUI Ulster
Centre Timing
powered by
e-Laps timing software

www.elaps-timing.com



2&4
WHEEL MOTORSPORT
STEERING GROUP LTD.

Belfast
Telegraph **nitec**



SAFETY
HEALTH
ENVIRONMENT
QUALITY

SHEOpoint.com

H2 ENGINEERING BUSH ROAD RACES



SUPERBIKE

Race 5 - Greiner Packaging Bush Open

LAP CHART

1

No	Name	G	Elapsed Time	Lap Time
77	Ryan FARQUHAR	a	2:22.831	2:22.831
93	Paul CRANSTON	a	2:26.487	2:26.487
82	Derek SHEILS	a	2:27.164	2:27.164
65	Michael SWEENEY	a	2:27.463	2:27.463
44	Jamie HAMILTON	a	2:33.243	2:33.243
16	John BURROWS	a	2:34.080	2:34.080
64	Stephen McKNIGHT	a	2:35.133	2:35.133
174	Michal DOKOUPIL	a	2:38.680	2:38.680
35	Trevor FERGUSON	b	2:39.260	2:39.260
26	Dennis BOOTH	a	2:40.560	2:40.560
80	Phill ARCHER	b	2:48.962	2:48.962

4

No	Name	G	Elapsed Time	Lap Time
77	Ryan FARQUHAR	a	9:23.427	2:19.624
82	Derek SHEILS	a	9:28.080	2:18.818
93	Paul CRANSTON	a	9:30.950	2:20.444
65	Michael SWEENEY	a	9:31.162	2:20.375
16	John BURROWS	a	9:41.775	2:21.547
64	Stephen McKNIGHT	a	9:42.187	2:21.405
44	Jamie HAMILTON	a	9:53.491	2:25.456
174	Michal DOKOUPIL	a	9:53.781	2:25.483
35	Trevor FERGUSON	b	9:54.199	2:25.338
26	Dennis BOOTH	a	10:02.384	2:27.925
80	Phill ARCHER	b	10:26.438	2:31.340

2

No	Name	G	Elapsed Time	Lap Time
77	Ryan FARQUHAR	a	4:43.927	2:21.096
93	Paul CRANSTON	a	4:49.142	2:22.655
82	Derek SHEILS	a	4:49.818	2:22.654
65	Michael SWEENEY	a	4:50.041	2:22.578
16	John BURROWS	a	4:58.391	2:24.311
64	Stephen McKNIGHT	a	4:59.464	2:24.331
44	Jamie HAMILTON	a	5:01.546	2:28.303
174	Michal DOKOUPIL	a	5:03.783	2:25.103
35	Trevor FERGUSON	b	5:04.940	2:25.680
26	Dennis BOOTH	a	5:07.953	2:27.393
80	Phill ARCHER	b	5:23.164	2:34.202

5

No	Name	G	Elapsed Time	Lap Time
77	Ryan FARQUHAR	a	11:43.450	2:20.023
82	Derek SHEILS	a	11:46.345	2:18.265
65	Michael SWEENEY	a	11:50.829	2:19.667
93	Paul CRANSTON	a	11:51.632	2:20.682
16	John BURROWS	a	12:04.424	2:22.649
64	Stephen McKNIGHT	a	12:04.720	2:22.533
44	Jamie HAMILTON	a	12:19.080	2:25.589
174	Michal DOKOUPIL	a	12:19.237	2:25.456
35	Trevor FERGUSON	b	12:19.563	2:25.364
26	Dennis BOOTH	a	12:30.526	2:28.142
80	Phill ARCHER	b	12:58.257	2:31.819

3

No	Name	G	Elapsed Time	Lap Time
77	Ryan FARQUHAR	a	7:03.803	2:19.876
82	Derek SHEILS	a	7:09.262	2:19.444
93	Paul CRANSTON	a	7:10.506	2:21.364
65	Michael SWEENEY	a	7:10.787	2:20.746
16	John BURROWS	a	7:20.228	2:21.837
64	Stephen McKNIGHT	a	7:20.782	2:21.318
44	Jamie HAMILTON	a	7:28.035	2:26.489
174	Michal DOKOUPIL	a	7:28.298	2:24.515
35	Trevor FERGUSON	b	7:28.861	2:23.921
26	Dennis BOOTH	a	7:34.459	2:26.506
80	Phill ARCHER	b	7:55.098	2:31.934

6

No	Name	G	Elapsed Time	Lap Time
77	Ryan FARQUHAR	a	14:04.637	2:21.187
82	Derek SHEILS	a	14:05.100	2:18.755
65	Michael SWEENEY	a	14:10.515	2:19.686
93	Paul CRANSTON	a	14:11.796	2:20.164
16	John BURROWS	a	14:26.553	2:22.129
64	Stephen McKNIGHT	a	14:26.914	2:22.194
44	Jamie HAMILTON	a	14:43.876	2:24.796
174	Michal DOKOUPIL	a	14:44.231	2:24.994
35	Trevor FERGUSON	b	14:44.579	2:25.016
26	Dennis BOOTH	a	14:58.264	2:27.738
80	Phill ARCHER	b	15:31.036	2:32.779

H2 ENGINEERING BUSH ROAD RACES

SUPERBIKE

Race 7 - H2 Engineering Grand Final


Saturday, 23 June 2012



Pos	Class	No	Name	Machine / Sponsor	Gp	Laps	Total Time	Behind	Speed	-----Best Lap-----		
										Time	Speed	On
Race Classification												
1	SBKR	77	Ryan FARQUHAR	Kawasaki 600 - KMR Kawasaki	a	8	18:13.644		87.108	2:13.257	89.362	2
2	SBKR	16	John BURROWS	Suzuki - Cookstown BE Racing	a	8	18:29.396	15.752	85.871	2:17.553	86.571	2
3	SBKR	44	Jamie HAMILTON	Kawasaki - KMR Kawasaki	a	8	18:32.841	19.197	85.605	2:17.163	86.817	2
4	SBKR	82	Derek SHEILS	Honda 600 - T&M	a	8	18:33.661	20.017	85.542	2:17.574	86.558	6
5	SBKR	64	Stephen McKNIGHT	Yamaha 600	a	8	18:40.677	27.033	85.006	2:18.131	86.209	2
6	SBKR	93	Paul CRANSTON	Honda 600 - P & J Fuel Haulage	a	8	18:50.528	36.884	84.266	2:19.565	85.323	2
7	SBKR	35	Trevor FERGUSON	Suzuki 600	a	8	18:52.558	38.914	84.115	2:19.963	85.080	3
8	SBKR	23	Michal DOKOUPIL	Yamaha 600	a	8	18:59.074	45.430	83.633	2:17.927	86.336	5
9	SBKR	26	Dennis BOOTH	Yamaha 600	a	8	19:41.881	1:28.237	80.604	2:26.393	81.343	2
Fastest Lap												
	SBKR	77	Ryan FARQUHAR	Kawasaki 600 - KMR Kawasaki	a					2:13.257	89.362	2
Not Classified												
DNF	SBKR	65	Michael SWEENEY	Yamaha 600 - MJR Racing	a	3	7:04.840	5 Laps	84.089	2:19.116	85.598	2

Provisional result to be confirmed by the Stewards of the Meeting subject to completion of technical inspections & the time limit for protests

Page 1 / 1

Circuit	Bush	Signed	 Chief Timekeeper	Organising Club	Dungannon & District MCC
Length(miles)	3.3078	Issued At:	14:27	Race Started	14:06
Weather	Cloudy				
Track	Dry				



MCUI Ulster
Centre Timing
powered by
e-Laps timing software



2&4
WHEEL MOTORSPORT
STEERING GROUP LTD.

Belfast
Telegraph  **nitec**



www.elaps-timing.com

H2 ENGINEERING BUSH ROAD RACES

SUPERBIKE

Race 7 - H2 Engineering Grand Final

Saturday, 23 June 2012

DETAILED RESULT



Race Classification

1 77 Ryan FARQUHAR

Total Time **18:13.644** Avg Speed **87.108** Behind
Best Time **2:13.257** Best Speed **89.362** On **2** Gp **a**

Lap	Elapsed Time	Lap Time	Lap Speed
1	2:18.506	2:18.506	85.975
2	4:31.763	2:13.257	89.362
3	6:45.744	2:13.981	88.879
4	9:00.751	2:15.007	88.203
5	11:17.174	2:16.423	87.288
6	13:34.362	2:17.188	86.801
7	15:52.337	2:17.975	86.306
8	18:13.644	2:21.307	84.271

Race Classification

4 82 Derek SHEILS

Total Time **18:33.661** Avg Speed **85.542** Behind **20.017**
Best Time **2:17.574** Best Speed **86.558** On **6** Gp **a**

Lap	Elapsed Time	Lap Time	Lap Speed
1	2:24.571	2:24.571	82.368
2	4:42.468	2:17.897	86.355
3	7:02.072	2:19.604	85.299
4	9:21.225	2:19.153	85.575
5	11:39.419	2:18.194	86.169
6	13:56.993	2:17.574	86.558
7	16:15.179	2:18.186	86.174
8	18:33.661	2:18.482	85.990

2 16 John BURROWS

Total Time **18:29.396** Avg Speed **85.871** Behind **15.752**
Best Time **2:17.553** Best Speed **86.571** On **2** Gp **a**

Lap	Elapsed Time	Lap Time	Lap Speed
1	2:19.965	2:19.965	85.079
2	4:37.518	2:17.553	86.571
3	6:55.593	2:18.075	86.244
4	9:13.673	2:18.080	86.240
5	11:31.668	2:17.995	86.294
6	13:50.136	2:18.468	85.999
7	16:10.068	2:19.932	85.099
8	18:29.396	2:19.328	85.468

5 64 Stephen McKNIGHT

Total Time **18:40.677** Avg Speed **85.006** Behind **27.033**
Best Time **2:18.131** Best Speed **86.209** On **2** Gp **a**

Lap	Elapsed Time	Lap Time	Lap Speed
1	2:26.902	2:26.902	81.061
2	4:45.033	2:18.131	86.209
3	7:04.477	2:19.444	85.397
4	9:23.337	2:18.860	85.756
5	11:42.630	2:19.293	85.489
6	14:02.135	2:19.505	85.360
7	16:21.450	2:19.315	85.476
8	18:40.677	2:19.227	85.530

3 44 Jamie HAMILTON

Total Time **18:32.841** Avg Speed **85.605** Behind **19.197**
Best Time **2:17.163** Best Speed **86.817** On **2** Gp **a**

Lap	Elapsed Time	Lap Time	Lap Speed
1	2:25.516	2:25.516	81.833
2	4:42.679	2:17.163	86.817
3	7:01.173	2:18.494	85.983
4	9:20.068	2:18.895	85.734
5	11:38.690	2:18.622	85.903
6	13:56.507	2:17.817	86.405
7	16:14.733	2:18.226	86.149
8	18:32.841	2:18.108	86.223

6 93 Paul CRANSTON

Total Time **18:50.528** Avg Speed **84.266** Behind **36.884**
Best Time **2:19.565** Best Speed **85.323** On **2** Gp **a**

Lap	Elapsed Time	Lap Time	Lap Speed
1	2:25.352	2:25.352	81.926
2	4:44.917	2:19.565	85.323
3	7:06.772	2:21.855	83.945
4	9:28.717	2:21.945	83.892
5	11:49.234	2:20.517	84.745
6	14:09.433	2:20.199	84.937
7	16:30.060	2:20.627	84.678
8	18:50.528	2:20.468	84.774



MCUI Ulster
Centre Timing
powered by
e-Laps timing software

www.elaps-timing.com



2&4
WHEEL MOTORSPORT
STEERING GROUP LTD.

Belfast
Telegraph



nitec



SAFETY
HEALTH
ENVIRONMENT
QUALITY

SHEOpoint.com

H2 ENGINEERING BUSH ROAD RACES

SUPERBIKE

Race 7 - H2 Engineering Grand Final

Saturday, 23 June 2012

DETAILED RESULT



Race Classification

7 35 Trevor FERGUSON

Total Time **18:52.558** Avg Speed **84.115** Behind **38.914**
Best Time **2:19.963** Best Speed **85.080** On **3** Gp **a**

Lap	Elapsed Time	Lap Time	Lap Speed
1	2:28.338	2:28.338	80.277
2	4:48.404	2:20.066	85.018
3	7:08.367	2:19.963	85.080
4	9:29.242	2:20.875	84.529
5	11:49.673	2:20.431	84.797
6	14:09.871	2:20.198	84.938
7	16:30.640	2:20.769	84.593
8	18:52.558	2:21.918	83.908

8 23 Michal DOKOUPIL

Total Time **18:59.074** Avg Speed **83.633** Behind **45.430**
Best Time **2:17.927** Best Speed **86.336** On **5** Gp **a**

Lap	Elapsed Time	Lap Time	Lap Speed
1	2:27.312	2:27.312	80.836
2	4:46.758	2:19.446	85.396
3	7:06.883	2:20.125	84.982
4	9:26.147	2:19.264	85.507
5	11:44.074	2:17.927	86.336
6	14:02.545	2:18.471	85.997
7	16:21.976	2:19.431	85.405
8	18:59.074	2:37.098	75.800

9 26 Dennis BOOTH

Total Time **19:41.881** Avg Speed **80.604** Behind **1:28.237**
Best Time **2:26.393** Best Speed **81.343** On **2** Gp **a**

Lap	Elapsed Time	Lap Time	Lap Speed
1	2:31.034	2:31.034	78.844
2	4:57.427	2:26.393	81.343
3	7:25.037	2:27.610	80.673
4	9:52.808	2:27.771	80.585
5	12:20.740	2:27.932	80.497
6	14:47.744	2:27.004	81.005
7	17:14.507	2:26.763	81.138
8	19:41.881	2:27.374	80.802

Not Classified

DNF 65 Michael SWEENEY

Total Time **7:04.840** Avg Speed **84.089** Behind **5 Laps**
Best Time **2:19.116** Best Speed **85.598** On **2** Gp **a**

Lap	Elapsed Time	Lap Time	Lap Speed
1	2:24.774	2:24.774	82.253
2	4:43.890	2:19.116	85.598
3	7:04.840	2:20.950	84.484



MCUI Ulster
Centre Timing
powered by
e-Laps timing software

www.elaps-timing.com



2&4
WHEEL MOTORSPORT
STEERING GROUP LTD.

Belfast
Telegraph **nitec**



H2 ENGINEERING BUSH ROAD RACES

SUPERBIKE

Race 7 - H2 Engineering Grand Final

LAP CHART

**1**

No	Name	G	Elapsed Time	Lap Time
77	Ryan FARQUHAR	a	2:18.506	2:18.506
16	John BURROWS	a	2:19.965	2:19.965
82	Derek SHEILS	a	2:24.571	2:24.571
65	Michael SWEENEY	a	2:24.774	2:24.774
93	Paul CRANSTON	a	2:25.352	2:25.352
44	Jamie HAMILTON	a	2:25.516	2:25.516
64	Stephen McKNIGHT	a	2:26.902	2:26.902
23	Michal DOKOUPIL	a	2:27.312	2:27.312
35	Trevor FERGUSON	a	2:28.338	2:28.338
26	Dennis BOOTH	a	2:31.034	2:31.034

2

No	Name	G	Elapsed Time	Lap Time
77	Ryan FARQUHAR	a	4:31.763	2:13.257
16	John BURROWS	a	4:37.518	2:17.553
82	Derek SHEILS	a	4:42.468	2:17.897
44	Jamie HAMILTON	a	4:42.679	2:17.163
65	Michael SWEENEY	a	4:43.890	2:19.116
93	Paul CRANSTON	a	4:44.917	2:19.565
64	Stephen McKNIGHT	a	4:45.033	2:18.131
23	Michal DOKOUPIL	a	4:46.758	2:19.446
35	Trevor FERGUSON	a	4:48.404	2:20.066
26	Dennis BOOTH	a	4:57.427	2:26.393

3

No	Name	G	Elapsed Time	Lap Time
77	Ryan FARQUHAR	a	6:45.744	2:13.981
16	John BURROWS	a	6:55.593	2:18.075
44	Jamie HAMILTON	a	7:01.173	2:18.494
82	Derek SHEILS	a	7:02.072	2:19.604
64	Stephen McKNIGHT	a	7:04.477	2:19.444
65	Michael SWEENEY	a	7:04.840	2:20.950
93	Paul CRANSTON	a	7:06.772	2:21.855
23	Michal DOKOUPIL	a	7:06.883	2:20.125
35	Trevor FERGUSON	a	7:08.367	2:19.963
26	Dennis BOOTH	a	7:25.037	2:27.610

4

No	Name	G	Elapsed Time	Lap Time
77	Ryan FARQUHAR	a	9:00.751	2:15.007
16	John BURROWS	a	9:13.673	2:18.080
44	Jamie HAMILTON	a	9:20.068	2:18.895
82	Derek SHEILS	a	9:21.225	2:19.153
64	Stephen McKNIGHT	a	9:23.337	2:18.860
23	Michal DOKOUPIL	a	9:26.147	2:19.264
93	Paul CRANSTON	a	9:28.717	2:21.945
35	Trevor FERGUSON	a	9:29.242	2:20.875
26	Dennis BOOTH	a	9:52.808	2:27.771

5

No	Name	G	Elapsed Time	Lap Time
77	Ryan FARQUHAR	a	11:17.174	2:16.423
16	John BURROWS	a	11:31.668	2:17.995
44	Jamie HAMILTON	a	11:38.690	2:18.622
82	Derek SHEILS	a	11:39.419	2:18.194
64	Stephen McKNIGHT	a	11:42.630	2:19.293
23	Michal DOKOUPIL	a	11:44.074	2:17.927
93	Paul CRANSTON	a	11:49.234	2:20.517
35	Trevor FERGUSON	a	11:49.673	2:20.431
26	Dennis BOOTH	a	12:20.740	2:27.932

6

No	Name	G	Elapsed Time	Lap Time
77	Ryan FARQUHAR	a	13:34.362	2:17.188
16	John BURROWS	a	13:50.136	2:18.468
44	Jamie HAMILTON	a	13:56.507	2:17.817
82	Derek SHEILS	a	13:56.993	2:17.574
64	Stephen McKNIGHT	a	14:02.135	2:19.505
23	Michal DOKOUPIL	a	14:02.545	2:18.471
93	Paul CRANSTON	a	14:09.433	2:20.199
35	Trevor FERGUSON	a	14:09.871	2:20.198
26	Dennis BOOTH	a	14:47.744	2:27.004

7

No	Name	G	Elapsed Time	Lap Time
77	Ryan FARQUHAR	a	15:52.337	2:17.975
16	John BURROWS	a	16:10.068	2:19.932
44	Jamie HAMILTON	a	16:14.733	2:18.226
82	Derek SHEILS	a	16:15.179	2:18.186
64	Stephen McKNIGHT	a	16:21.450	2:19.315
23	Michal DOKOUPIL	a	16:21.976	2:19.431
93	Paul CRANSTON	a	16:30.060	2:20.627
35	Trevor FERGUSON	a	16:30.640	2:20.769
26	Dennis BOOTH	a	17:14.507	2:26.763

8

No	Name	G	Elapsed Time	Lap Time
77	Ryan FARQUHAR	a	18:13.644	2:21.307
16	John BURROWS	a	18:29.396	2:19.328
44	Jamie HAMILTON	a	18:32.841	2:18.108
82	Derek SHEILS	a	18:33.661	2:18.482
64	Stephen McKNIGHT	a	18:40.677	2:19.227
93	Paul CRANSTON	a	18:50.528	2:20.468
35	Trevor FERGUSON	a	18:52.558	2:21.918
23	Michal DOKOUPIL	a	18:59.074	2:37.098
26	Dennis BOOTH	a	19:41.881	2:27.374

IRISH ROAD RACE SUPERBIKE

2012

Pos	No.	Name	Total	Diff	Gap	#1 #2 #3 #4				
						R1	R1	R3	R5	
1	77	Ryan FARQUHAR	95	0	0	25	20	25	25	
2	82	Derek SHEILS	46	49	49	x	13	13	20	
3	3	Michael DUNLOP	45	50	1	20	25	x	x	
4	65	Michael SWEENEY	45	50	0	6	7	16	16	
5	16	John BURROWS	37	58	8	10	16	x	11	
6	31	Shaun ANDERSON	35	60	2	5	10	20	x	
7	93	Paul CRANSTON	33	62	2	x	9	11	13	
8	44	Jamie HAMILTON	26	69	7	7	x	10	9	
9	36	Michael PEARSON	24	71	2	13	11	x	x	
10	13	Adrian ARCHIBALD	16	79	8	16	x	x	x	
11	64	Stephen McKNIGHT	15	80	1	x	5	x	10	
12	174	Michal DOKOUPIL	14	81	1	x	x	6	8	
13	42	Rob BARBER	12	83	2	4	8	x	x	
14	26	Dennis BOOTH	12	83	0	x	2	4	6	
15	18	Guy MARTIN	11	84	1	11	x	x	x	
16	86	Derek McGEE	9	86	2	x	x	9	x	
17	6	William DUNLOP	9	86	0	9	x	x	x	
18	35	Trevor FERGUSON	9	86	0	x	x	2	7	
19	97	Seamus ELLIOTT	8	87	1	x	x	8	x	
20	71	Davy MORGAN	8	87	0	8	x	x	x	
21	9	Wayne KIRWAN	8	87	0	2	6	x	x	
22	150	William DAVISON	8	87	0	1	4	3	x	
23	28	Paul GARTLAND	7	88	1	x	x	7	x	
24	80	Phill ARCHER	5	90	2	x	x	x	5	
25	24	Craig SHIRLAW	5	90	0	x	x	5	x	
26	19	Dave HEWSON	3	92	2	x	3	x	x	
27	33	Steve MERCER	3	92	0	3	x	x	x	
28	22	Stephen McILVENNA	1	94	2	x	x	1	x	
29	21	Alan CONNOR	1	94	0	x	1	x	x	

Event Legend

#1	27/04/2012	KDM HIRE COOKSTOWN 100	#3	15/06/2012	MID-ANTRIM 150
#2	04/05/2012	AROUND A POUND TANDRAGEE 100	#4	23/06/2012	H2 ENGINEERING BUSH ROAD RACE

ULSTER ROAD RACE SUPERBIKE

2012

Pos	No.	Name	Total	Diff	Gap	#1 #2 #3 #4			
						R1	R1	R3	R5
1	77	Ryan FARQUHAR	95	0	0	25	20	25	25
2	82	Derek SHEILS	46	49	49	x	13	13	20
3	3	Michael DUNLOP	45	50	1	20	25	x	x
4	65	Michael SWEENEY	45	50	0	6	7	16	16
5	16	John BURROWS	37	58	8	10	16	x	11
6	31	Shaun ANDERSON	35	60	2	5	10	20	x
7	93	Paul CRANSTON	33	62	2	x	9	11	13
8	44	Jamie HAMILTON	26	69	7	7	x	10	9
9	36	Michael PEARSON	24	71	2	13	11	x	x
10	13	Adrian ARCHIBALD	16	79	8	16	x	x	x
11	64	Stephen McKNIGHT	15	80	1	x	5	x	10
12	174	Michal DOKOUPIL	14	81	1	x	x	6	8
13	42	Rob BARBER	12	83	2	4	8	x	x
14	26	Dennis BOOTH	12	83	0	x	2	4	6
15	18	Guy MARTIN	11	84	1	11	x	x	x
16	86	Derek McGEE	9	86	2	x	x	9	x
17	6	William DUNLOP	9	86	0	9	x	x	x
18	35	Trevor FERGUSON	9	86	0	x	x	2	7
19	97	Seamus ELLIOTT	8	87	1	x	x	8	x
20	71	Davy MORGAN	8	87	0	8	x	x	x
21	9	Wayne KIRWAN	8	87	0	2	6	x	x
22	150	William DAVISON	8	87	0	1	4	3	x
23	28	Paul GARTLAND	7	88	1	x	x	7	x
24	80	Phill ARCHER	5	90	2	x	x	x	5
25	24	Craig SHIRLAW	5	90	0	x	x	5	x
26	19	Dave HEWSON	3	92	2	x	3	x	x
27	33	Steve MERCER	3	92	0	3	x	x	x
28	22	Stephen McILVENNA	1	94	2	x	x	1	x
29	21	Alan CONNOR	1	94	0	x	1	x	x

Event Legend

#1	27/04/2012	KDM HIRE COOKSTOWN 100	#3	15/06/2012	MID-ANTRIM 150
#2	04/05/2012	AROUND A POUND TANDRAGEE 100	#4	23/06/2012	H2 ENGINEERING BUSH ROAD RACE