



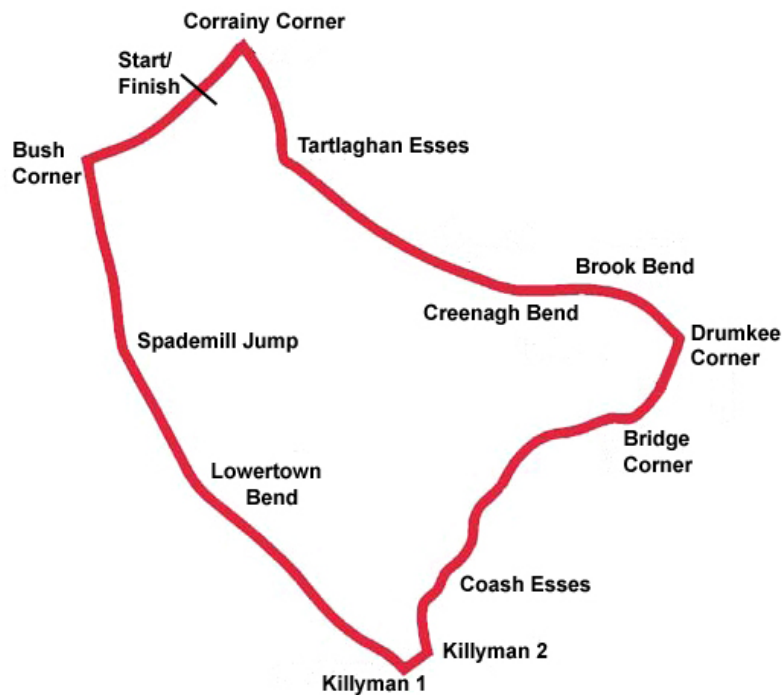
**Friday 22<sup>nd</sup> & Saturday 23<sup>rd</sup> June 2012**

**promoted by Dungannon & District MCC**  
[www.bushroadraces.com](http://www.bushroadraces.com)

**CLIVE RICHARDSON / HORTA SOILS  
SUPERTWINS**



# Bush Circuit 3.3078 miles



## LAP RECORDS

Class	Rider	Machine	m	s	mph	Year
125cc	William Dunlop	Honda	2	23.443	83.016	2010
Moto 3	to be established					
Moto 450	Ryan Farquhar	Kawasaki	2	27.213	80.890	2011
250cc	William Dunlop	Honda	2	18.280	86.116	2010
Supersport 400	Joe Phillips	Kawasaki	2	30.508	79.119	2008
Supertwins	Ryan Farquhar	Kawasaki 650	2	20.647	84.666	2011
Supersport	Ryan Farquhar	Kawasaki	2	13.647	89.101	2011
Superbike	Ryan Farquhar	Kawasaki 600	2	11.200	90.763	2011
Senior Support	Craig Shirlaw	Kawasaki 600	2	20.505	84.752	2010
Junior Support	Dean Harrison	Kawasaki 650	2	27.141	80.930	2010
Classic 1000cc	Robert McCrum	Norton Weslake 950	2	31.924	78.382	2010
Classic 500cc	Neill McWhirter	Norton	2	31.551	78.575	2010
Classic 350cc	Adrian McFarland	Honda	2	40.433	74.225	2008
Classic 250cc	Barry Davidson	Honda 198	2	50.292	69.927	2010

## MOST WINS at BUSH ROAD RACE

Ryan Farquhar	11	2008-11
William Dunlop	5	2010-11
Conor Cummins	3	2007
Nigel Moore	3	2007-09
Barry Davidson	3	2008-10

## ALL TIME IRISH ROAD RACE WINNERS (after Mid-Antrim 150 2012)

### Most Wins at All Irish Road Race Meetings

1.	Ryan Farquhar	186	1995 - 12
2.	Joey Dunlop	156	1971 - 00
3.	Robert Dunlop	135	1980 - 08
4.	Ray McCullough	109	1960 - 82
	Phillip McCallen	109	1987 - 99
6.	Brian Reid	78	1980 - 94
7.	Darran Lindsay	75	1999 - 06
8.	William Dunlop	71	2005 - 12
9.	James Courtney	66	1992 - 99
10.	Adrian Archibald	64	1994 - 06

H2 ENGINEERING BUSH ROAD RACE

SUPERTWINS

Bush 3.308 Miles

R1: Horta Soils/CRL Supertwins

24/06/2012 10:30

Race (8 Laps)

**RACE 1 - SUPERTWINS**

118
C
23
C
88
C

6
B
41
B
50
B

17
A
81
A
101
A

8  
7  
6  
5  
4  
3  
2  
1

B

C

B

30
C
4
C
44
C


103
B
3
B
16
B

64
A
71
A
65
A
77
A

POLE POSITION

A

A



# H2 ENGINEERING BUSH ROAD RACES



## SUPERTWINS


### Race 1 - CRL / Horta Soils Supertwins

Saturday, 23 June 2012

Pos	Class	No	Name	Machine / Sponsor	Gp	Laps	Total Time	Behind	Speed	-----Best Lap-----		
										Time	Speed	On
<b>Race Classification</b>												
1	STWN	77	Ryan FARQUHAR	Kawasaki 650 - KMR Kawasaki	a	6	14:26.032		82.501	2:21.852	83.947	3
2	STWN	44	Jamie HAMILTON	Kawasaki 650 - KMR Kawasaki	a	6	14:28.859	2.827	82.233	2:23.172	83.173	4
3	STWN	16	John BURROWS	Kawasaki 650 - KBM Racing	a	6	14:29.463	3.431	82.175	2:23.294	83.102	4
4	STWN	65	Michael SWEENEY	Kawasaki 650 - Kiely Heating Racing	a	6	14:56.462	30.430	79.701	2:24.663	82.316	2
5	STWN	64	Stephen McKNIGHT	Suzuki 650	a	6	14:58.039	32.007	79.561	2:27.615	80.670	6
6	STWN	7	Paul CRANSTON	Kawasaki 650 - KMR Kawasaki	a	6	15:00.594	34.562	79.335	2:27.647	80.652	5
7	STWN	3	Anthony McCOLGAN	Kawasaki 650	a	6	15:07.534	41.502	78.728	2:28.705	80.079	5
8	STWN	17	Alastair BAYLEY	Kawasaki 650 - Whiteside	b	6	15:53.117	1:27.085	74.963	2:34.366	77.142	6
9	STWN	50	Peter O'FLAHERTY	Suzuki 650	b	6	15:57.312	1:31.280	74.634	2:37.472	75.620	6
10	STWN	6	Neil VICARS	Suzuki 650	b	6	16:02.485	1:36.453	74.233	2:38.112	75.314	5
11	STWN	88	Brendan FLYNN	Suzuki 650	b	6	16:20.011	1:53.979	72.906	2:40.236	74.316	4
12	STWN	101	Robert McCURUM	Suzuki 650 - ATH	b	6	16:32.195	2:06.163	72.011	2:42.337	73.354	5
13	STWN	118	Tommy HEAPHY	Suzuki 650 - McCann Motorcycles	b	6	16:34.539	2:08.507	71.841	2:42.773	73.158	4
14	STWN	30	Aron HATCH	Suzuki 650	a	6	16:43.708	2:17.676	71.185	2:43.702	72.742	6
<b>Fastest Lap</b>												
	STWN	77	Ryan FARQUHAR	Kawasaki 650 - KMR Kawasaki	a					2:21.852	83.947	3
<b>Not Classified</b>												
DNF	STWN	41	Nige REA	Suzuki 650	b	1	2:50.016	5 Laps	70.041	2:50.016	70.041	1

Provisional result to be confirmed by the Stewards of the Meeting subject to completion of technical inspections & the time limit for protests

Page 1 / 1

Circuit	<b>Bush</b>	Signed		Organising Club	<b>Dungannon &amp; District MCC</b>
Length(miles)	<b>3.3078</b>		Chief Timekeeper	Race Started	<b>10:39</b>
Weather	<b>Cloudy</b>	Issued At:	10:57	Gp Time Diff - b	<b>11.92</b>
Track	<b>Dry</b>				



MCUI Ulster  
Centre Timing  
powered by  
e-Laps timing software



**2&4**  
WHEEL MOTORSPORT  
STEERING GROUP LTD.

Belfast  
**Telegraph**  **nitec**



www.elaps-timing.com

# H2 ENGINEERING BUSH ROAD RACES



## SUPERTWINS

### Race 1 - CRL / Horta Soils Supertwins

Saturday, 23 June 2012

## DETAILED RESULT

### Race Classification

#### **1** 77 Ryan FARQUHAR

Total Time **14:26.032** Avg Speed **82.501** Behind  
Best Time **2:21.852** Best Speed **83.947** On **3** Gp **a**

Lap	Elapsed Time	Lap Time	Lap Speed
1	2:29.599	2:29.599	79.600
2	4:51.547	2:21.948	83.890
3	7:13.399	2:21.852	83.947
4	9:36.156	2:22.757	83.415
5	11:59.909	2:23.753	82.837
6	14:26.032	2:26.123	81.494

#### **2** 44 Jamie HAMILTON

Total Time **14:28.859** Avg Speed **82.233** Behind **2.827**  
Best Time **2:23.172** Best Speed **83.173** On **4** Gp **a**

Lap	Elapsed Time	Lap Time	Lap Speed
1	2:29.868	2:29.868	79.457
2	4:53.505	2:23.637	82.904
3	7:18.254	2:24.749	82.267
4	9:41.426	2:23.172	83.173
5	12:05.305	2:23.879	82.765
6	14:28.859	2:23.554	82.952

#### **3** 16 John BURROWS

Total Time **14:29.463** Avg Speed **82.175** Behind **3.431**  
Best Time **2:23.294** Best Speed **83.102** On **4** Gp **a**

Lap	Elapsed Time	Lap Time	Lap Speed
1	2:30.923	2:30.923	78.902
2	4:55.171	2:24.248	82.553
3	7:19.296	2:24.125	82.623
4	9:42.590	2:23.294	83.102
5	12:06.085	2:23.495	82.986
6	14:29.463	2:23.378	83.054

#### **4** 65 Michael SWEENEY

Total Time **14:56.462** Avg Speed **79.701** Behind **30.430**  
Best Time **2:24.663** Best Speed **82.316** On **2** Gp **a**

Lap	Elapsed Time	Lap Time	Lap Speed
1	2:31.011	2:31.011	78.856
2	4:55.674	2:24.663	82.316
3	7:20.462	2:24.788	82.245
4	9:49.880	2:29.418	79.696
5	12:20.655	2:30.775	78.979
6	14:56.462	2:35.807	76.428

### Race Classification

#### **5** 64 Stephen McKNIGHT

Total Time **14:58.039** Avg Speed **79.561** Behind **32.007**  
Best Time **2:27.615** Best Speed **80.670** On **6** Gp **a**

Lap	Elapsed Time	Lap Time	Lap Speed
1	2:36.634	2:36.634	76.025
2	5:05.184	2:28.550	80.162
3	7:32.962	2:27.778	80.581
4	10:01.800	2:28.838	80.007
5	12:30.424	2:28.624	80.122
6	14:58.039	2:27.615	80.670

#### **6** 7 Paul CRANSTON

Total Time **15:00.594** Avg Speed **79.335** Behind **34.562**  
Best Time **2:27.647** Best Speed **80.652** On **5** Gp **a**

Lap	Elapsed Time	Lap Time	Lap Speed
1	2:36.385	2:36.385	76.146
2	5:07.400	2:31.015	78.854
3	7:36.939	2:29.539	79.632
4	10:05.083	2:28.144	80.382
5	12:32.730	2:27.647	80.652
6	15:00.594	2:27.864	80.534

#### **7** 3 Anthony McCOLGAN

Total Time **15:07.534** Avg Speed **78.728** Behind **41.502**  
Best Time **2:28.705** Best Speed **80.079** On **5** Gp **a**

Lap	Elapsed Time	Lap Time	Lap Speed
1	2:37.218	2:37.218	75.742
2	5:08.189	2:30.971	78.877
3	7:38.008	2:29.819	79.483
4	10:06.868	2:28.860	79.995
5	12:35.573	2:28.705	80.079
6	15:07.534	2:31.961	78.363

#### **8** 17 Alastair BAYLEY

Total Time **15:53.117** Avg Speed **74.963** Behind **1:27.085**  
Best Time **2:34.366** Best Speed **77.142** On **6** Gp **b**

Lap	Elapsed Time	Lap Time	Lap Speed
1	2:47.884	2:47.884	70.930
2	5:29.661	2:41.777	73.608
3	8:06.536	2:36.875	75.908
4	10:42.627	2:36.091	76.289
5	13:18.751	2:36.124	76.273
6	15:53.117	2:34.366	77.142



MCUI Ulster  
Centre Timing  
powered by  
e-Laps timing software

www.elaps-timing.com



2&4  
WHEEL MOTORSPORT  
STEERING GROUP LTD.

Belfast  
Telegraph



nitec



SAFETY  
HEALTH  
ENVIRONMENT  
QUALITY

SHEOpoint.com

# H2 ENGINEERING BUSH ROAD RACES



## SUPERTWINS

### Race 1 - CRL / Horta Soils Supertwins

Saturday, 23 June 2012

## DETAILED RESULT

### Race Classification

#### **9** 50 Peter O'FLAHERTY

Total Time **15:57.312** Avg Speed **74.634** Behind **1:31.280**  
Best Time **2:37.472** Best Speed **75.620** On **6** Gp **b**

Lap	Elapsed Time	Lap Time	Lap Speed
1	2:43.103	2:43.103	73.010
2	5:22.214	2:39.111	74.841
3	8:02.207	2:39.993	74.429
4	10:40.797	2:38.590	75.087
5	13:19.840	2:39.043	74.873
6	15:57.312	2:37.472	75.620

### Race Classification

#### **13** 118 Tommy HEAPHY

Total Time **16:34.539** Avg Speed **71.841** Behind **2:08.507**  
Best Time **2:42.773** Best Speed **73.158** On **4** Gp **b**

Lap	Elapsed Time	Lap Time	Lap Speed
1	2:50.557	2:50.557	69.819
2	5:37.764	2:47.207	71.218
3	8:22.440	2:44.676	72.312
4	11:05.213	2:42.773	73.158
5	13:49.399	2:44.186	72.528
6	16:34.539	2:45.140	72.109

#### **10** 6 Neil VICARS

Total Time **16:02.485** Avg Speed **74.233** Behind **1:36.453**  
Best Time **2:38.112** Best Speed **75.314** On **5** Gp **b**

Lap	Elapsed Time	Lap Time	Lap Speed
1	2:45.417	2:45.417	71.988
2	5:28.757	2:43.340	72.904
3	8:06.994	2:38.237	75.255
4	10:45.938	2:38.944	74.920
5	13:24.050	2:38.112	75.314
6	16:02.485	2:38.435	75.161

#### **14** 30 Aron HATCH

Total Time **16:43.708** Avg Speed **71.185** Behind **2:17.676**  
Best Time **2:43.702** Best Speed **72.742** On **6** Gp **a**

Lap	Elapsed Time	Lap Time	Lap Speed
1	2:55.554	2:55.554	67.831
2	5:41.310	2:45.756	71.841
3	8:27.890	2:46.580	71.486
4	11:15.175	2:47.285	71.184
5	14:00.006	2:44.831	72.244
6	16:43.708	2:43.702	72.742

#### **11** 88 Brendan FLYNN

Total Time **16:20.011** Avg Speed **72.906** Behind **1:53.979**  
Best Time **2:40.236** Best Speed **74.316** On **4** Gp **b**

Lap	Elapsed Time	Lap Time	Lap Speed
1	2:44.699	2:44.699	72.302
2	5:30.766	2:46.067	71.706
3	8:14.102	2:43.336	72.905
4	10:54.338	2:40.236	74.316
5	13:35.817	2:41.479	73.744
6	16:20.011	2:44.194	72.524

#### **12** 101 Robert McCRUM

Total Time **16:32.195** Avg Speed **72.011** Behind **2:06.163**  
Best Time **2:42.337** Best Speed **73.354** On **5** Gp **b**

Lap	Elapsed Time	Lap Time	Lap Speed
1	2:54.654	2:54.654	68.181
2	5:39.433	2:44.779	72.267
3	8:23.099	2:43.666	72.758
4	11:06.046	2:42.947	73.079
5	13:48.383	2:42.337	73.354
6	16:32.195	2:43.812	72.694

### Not Classified

#### **DNF** 41 Nige REA

Total Time **2:50.016** Avg Speed **70.041** Behind **5 Laps**  
Best Time **2:50.016** Best Speed **70.041** On **1** Gp **b**

Lap	Elapsed Time	Lap Time	Lap Speed
1	2:50.016	2:50.016	70.041



MCUI Ulster  
Centre Timing  
powered by  
e-Laps timing software

www.elaps-timing.com



2&4  
WHEEL MOTORSPORT  
STEERING GROUP LTD.

Belfast  
Telegraph



nitec



SAFETY  
HEALTH  
ENVIRONMENT  
QUALITY

SHEOpoint.com

# H2 ENGINEERING BUSH ROAD RACES



## SUPERTWINS

### Race 1 - CRL / Horta Soils Supertwins

## LAP CHART

**1**

No	Name	G	Elapsed Time	Lap Time
77	Ryan FARQUHAR	a	2:29.599	2:29.599
44	Jamie HAMILTON	a	2:29.868	2:29.868
16	John BURROWS	a	2:30.923	2:30.923
65	Michael SWEENEY	a	2:31.011	2:31.011
7	Paul CRANSTON	a	2:36.385	2:36.385
64	Stephen McKNIGHT	a	2:36.634	2:36.634
3	Anthony McCOLGAN	a	2:37.218	2:37.218
50	Peter O'FLAHERTY	b	2:43.103	2:43.103
88	Brendan FLYNN	b	2:44.699	2:44.699
6	Neil VICARS	b	2:45.417	2:45.417
17	Alastair BAYLEY	b	2:47.884	2:47.884
41	Nige REA	b	2:50.016	2:50.016
118	Tommy HEAPHY	b	2:50.557	2:50.557
101	Robert McCRUM	b	2:54.654	2:54.654
30	Aron HATCH	a	2:55.554	2:55.554

**2**

No	Name	G	Elapsed Time	Lap Time
77	Ryan FARQUHAR	a	4:51.547	2:21.948
44	Jamie HAMILTON	a	4:53.505	2:23.637
16	John BURROWS	a	4:55.171	2:24.248
65	Michael SWEENEY	a	4:55.674	2:24.663
64	Stephen McKNIGHT	a	5:05.184	2:28.550
7	Paul CRANSTON	a	5:07.400	2:31.015
3	Anthony McCOLGAN	a	5:08.189	2:30.971
50	Peter O'FLAHERTY	b	5:22.214	2:39.111
6	Neil VICARS	b	5:28.757	2:43.340
17	Alastair BAYLEY	b	5:29.661	2:41.777
88	Brendan FLYNN	b	5:30.766	2:46.067
118	Tommy HEAPHY	b	5:37.764	2:47.207
101	Robert McCRUM	b	5:39.433	2:44.779
30	Aron HATCH	a	5:41.310	2:45.756

**3**

No	Name	G	Elapsed Time	Lap Time
77	Ryan FARQUHAR	a	7:13.399	2:21.852
44	Jamie HAMILTON	a	7:18.254	2:24.749
16	John BURROWS	a	7:19.296	2:24.125
65	Michael SWEENEY	a	7:20.462	2:24.788
64	Stephen McKNIGHT	a	7:32.962	2:27.778
7	Paul CRANSTON	a	7:36.939	2:29.539
3	Anthony McCOLGAN	a	7:38.008	2:29.819
50	Peter O'FLAHERTY	b	8:02.207	2:39.993
17	Alastair BAYLEY	b	8:06.536	2:36.875
6	Neil VICARS	b	8:06.994	2:38.237
88	Brendan FLYNN	b	8:14.102	2:43.336
118	Tommy HEAPHY	b	8:22.440	2:44.676
101	Robert McCRUM	b	8:23.099	2:43.666
30	Aron HATCH	a	8:27.890	2:46.580

**4**

No	Name	G	Elapsed Time	Lap Time
77	Ryan FARQUHAR	a	9:36.156	2:22.757
44	Jamie HAMILTON	a	9:41.426	2:23.172
16	John BURROWS	a	9:42.590	2:23.294
65	Michael SWEENEY	a	9:49.880	2:29.418
64	Stephen McKNIGHT	a	10:01.800	2:28.838
7	Paul CRANSTON	a	10:05.083	2:28.144
3	Anthony McCOLGAN	a	10:06.868	2:28.860
50	Peter O'FLAHERTY	b	10:40.797	2:38.590
17	Alastair BAYLEY	b	10:42.627	2:36.091
6	Neil VICARS	b	10:45.938	2:38.944
88	Brendan FLYNN	b	10:54.338	2:40.236
118	Tommy HEAPHY	b	11:05.213	2:42.773
101	Robert McCRUM	b	11:06.046	2:42.947
30	Aron HATCH	a	11:15.175	2:47.285

**5**

No	Name	G	Elapsed Time	Lap Time
77	Ryan FARQUHAR	a	11:59.909	2:23.753
44	Jamie HAMILTON	a	12:05.305	2:23.879
16	John BURROWS	a	12:06.085	2:23.495
65	Michael SWEENEY	a	12:20.655	2:30.775
64	Stephen McKNIGHT	a	12:30.424	2:28.624
7	Paul CRANSTON	a	12:32.730	2:27.647
3	Anthony McCOLGAN	a	12:35.573	2:28.705
17	Alastair BAYLEY	b	13:18.751	2:36.124
50	Peter O'FLAHERTY	b	13:19.840	2:39.043
6	Neil VICARS	b	13:24.050	2:38.112
88	Brendan FLYNN	b	13:35.817	2:41.479
101	Robert McCRUM	b	13:48.383	2:42.337
118	Tommy HEAPHY	b	13:49.399	2:44.186
30	Aron HATCH	a	14:00.006	2:44.831

**6**

No	Name	G	Elapsed Time	Lap Time
77	Ryan FARQUHAR	a	14:26.032	2:26.123
44	Jamie HAMILTON	a	14:28.859	2:23.554
16	John BURROWS	a	14:29.463	2:23.378
65	Michael SWEENEY	a	14:56.462	2:35.807
64	Stephen McKNIGHT	a	14:58.039	2:27.615
7	Paul CRANSTON	a	15:00.594	2:27.864
3	Anthony McCOLGAN	a	15:07.534	2:31.961
17	Alastair BAYLEY	b	15:53.117	2:34.366
50	Peter O'FLAHERTY	b	15:57.312	2:37.472
6	Neil VICARS	b	16:02.485	2:38.435
88	Brendan FLYNN	b	16:20.011	2:44.194
101	Robert McCRUM	b	16:32.195	2:43.812
118	Tommy HEAPHY	b	16:34.539	2:45.140
30	Aron HATCH	a	16:43.708	2:43.702

**IRISH ROAD RACE SUPERTWINS**

2012

Pos	No.	Name	Total	Diff	Gap	#1	#2	#3	#4
						R1	R1	R5	R1
1	77	Ryan FARQUHAR	100	0	0	25	25	25	25
2	16	John BURROWS	67	33	33	11	20	20	16
3	44	Jamie HAMILTON	56	44	11	20	16	x	20
4	96	Andy FARRELL	40	60	16	13	11	16	x
5	65	Michael SWEENEY	39	61	1	16	10	x	13
6	57	Ian MORRELL	29	71	10	9	9	11	x
7	3	Anthony McCOLGAN	22	78	7	7	6	x	9
8	24	Craig SHIRLAW	19	81	3	6	x	13	x
9	64	Stephen McKNIGHT	19	81	0	x	8	x	11
10	150	William DAVISON	13	87	6	x	13	x	x
11	7	Dave WALSH	12	88	1	x	3	9	x
12	7	Paul CRANSTON	10	90	2	x	x	x	10
13	4	Sam DUNLOP	10	90	0	x	x	10	x
14	71	Davy MORGAN	10	90	0	10	x	x	x
15	101	Robert McCURM	10	90	0	x	x	6	4
16	30	Aron HATCH	10	90	0	x	x	8	2
17	103	Reuben McPHEE	9	91	1	4	5	x	x
18	17	Alastair BAYLEY	8	92	1	x	x	x	8
19	113	Ronan PENTONY	8	92	0	8	x	x	x
20	50	Peter O'FLAHERTY	7	93	1	x	x	x	7
21	177	Mark SHIELS	7	93	0	x	x	7	x
22	32	Joe PHILLIPS	7	93	0	x	7	x	x
23	6	Neil VICARS	6	94	1	x	x	x	6
24	43	Robbie LYALL	6	94	0	5	1	x	x
25	88	Brendan FLYNN	5	95	1	x	x	x	5
26	61	Roy McLARNON	5	95	0	x	x	5	x
27	5	Paul LENNON	4	96	1	x	4	x	x
28	118	Tommy HEAPHY	3	97	1	x	x	x	3
29	33	David HOWARD	3	97	0	3	x	x	x
30	155	Scott CAMPBELL	2	98	1	2	x	x	x
31	47	Davie BLACK	2	98	0	x	2	x	x
32	93	Ciaran O'CALLAGHAN	1	99	1	1	x	x	x

**Event Legend**

#1	27/04/2012	KDM HIRE COOKSTOWN 100	#3	15/06/2012	MID-ANTRIM 150
#2	04/05/2012	AROUND A POUND TANDRAGEE 100	#4	23/06/2012	H2 ENGINEERING BUSH ROAD RACE



**ULSTER ROAD RACE SUPERTWINS**

2012

Pos	No.	Name	Total	Diff	Gap	#1 #2 #3 #4			
						R1	R1	R5	R1
1	77	Ryan FARQUHAR	100	0	0	25	25	25	25
2	16	John BURROWS	67	33	33	11	20	20	16
3	44	Jamie HAMILTON	56	44	11	20	16	x	20
4	96	Andy FARRELL	40	60	16	13	11	16	x
5	65	Michael SWEENEY	39	61	1	16	10	x	13
6	57	Ian MORRELL	29	71	10	9	9	11	x
7	3	Anthony McCOLGAN	22	78	7	7	6	x	9
8	24	Craig SHIRLAW	19	81	3	6	x	13	x
9	64	Stephen McKNIGHT	19	81	0	x	8	x	11
10	150	William DAVISON	13	87	6	x	13	x	x
11	7	Dave WALSH	12	88	1	x	3	9	x
12	7	Paul CRANSTON	10	90	2	x	x	x	10
13	4	Sam DUNLOP	10	90	0	x	x	10	x
14	71	Davy MORGAN	10	90	0	10	x	x	x
15	101	Robert McCURM	10	90	0	x	x	6	4
16	30	Aron HATCH	10	90	0	x	x	8	2
17	103	Reuben McPHEE	9	91	1	4	5	x	x
18	17	Alastair BAYLEY	8	92	1	x	x	x	8
19	113	Ronan PENTONY	8	92	0	8	x	x	x
20	50	Peter O'FLAHERTY	7	93	1	x	x	x	7
21	177	Mark SHIELDS	7	93	0	x	x	7	x
22	32	Joe PHILLIPS	7	93	0	x	7	x	x
23	6	Neil VICARS	6	94	1	x	x	x	6
24	43	Robbie LYALL	6	94	0	5	1	x	x
25	88	Brendan FLYNN	5	95	1	x	x	x	5
26	61	Roy McLARNON	5	95	0	x	x	5	x
27	5	Paul LENNON	4	96	1	x	4	x	x
28	118	Tommy HEAPHY	3	97	1	x	x	x	3
29	33	David HOWARD	3	97	0	3	x	x	x
30	155	Scott CAMPBELL	2	98	1	2	x	x	x
31	47	Davie BLACK	2	98	0	x	2	x	x
32	93	Ciaran O'CALLAGHAN	1	99	1	1	x	x	x

**Event Legend**

#1	27/04/2012	KDM HIRE COOKSTOWN 100	#3	15/06/2012	MID-ANTRIM 150
#2	04/05/2012	AROUND A POUND TANDRAGEE 100	#4	23/06/2012	H2 ENGINEERING BUSH ROAD RACE