




Friday 22nd & Saturday 23rd June 2012

promoted by Dungannon & District MCC
www.bushroadraces.com

CR PRINT
JUNIOR SUPPORT

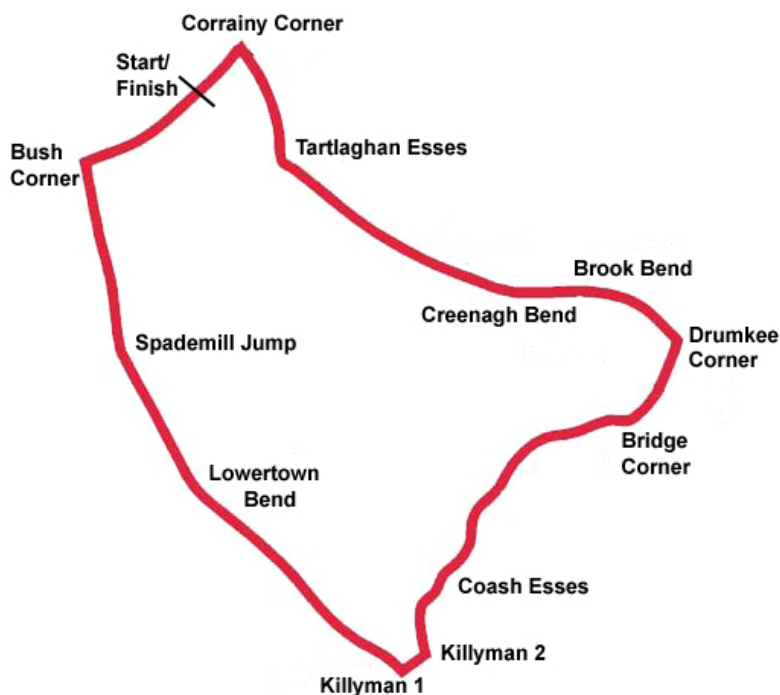


CR PRINT
COLOUR YOUR WORLD



2&4
WHEEL MOTORSPORT
STEERING GROUP LTD.

Bush Circuit 3.3078 miles



LAP RECORDS

| Class | Rider | Machine | m s | mph | Year |
|----------------|-------------------|--------------------|----------|--------|------|
| 125cc | William Dunlop | Honda | 2 23.443 | 83.016 | 2010 |
| Moto 3 | to be established | | | | |
| Moto 450 | Ryan Farquhar | Kawasaki | 2 27.213 | 80.890 | 2011 |
| 250cc | William Dunlop | Honda | 2 18.280 | 86.116 | 2010 |
| Supersport 400 | Joe Phillips | Kawasaki | 2 30.508 | 79.119 | 2008 |
| Supertwins | Ryan Farquhar | Kawasaki 650 | 2 20.647 | 84.666 | 2011 |
| Supersport | Ryan Farquhar | Kawasaki | 2 13.647 | 89.101 | 2011 |
| Superbike | Ryan Farquhar | Kawasaki 600 | 2 11.200 | 90.763 | 2011 |
| Senior Support | Craig Shirlaw | Kawasaki 600 | 2 20.505 | 84.752 | 2010 |
| Junior Support | Dean Harrison | Kawasaki 650 | 2 27.141 | 80.930 | 2010 |
| Classic 1000cc | Robert McCrum | Norton Weslake 950 | 2 31.924 | 78.382 | 2010 |
| Classic 500cc | Neill McWhirter | Norton | 2 31.551 | 78.575 | 2010 |
| Classic 350cc | Adrian McFarland | Honda | 2 40.433 | 74.225 | 2008 |
| Classic 250cc | Barry Davidson | Honda 198 | 2 50.292 | 69.927 | 2010 |

MOST WINS at BUSH ROAD RACE

| | | |
|----------------|----|---------|
| Ryan Farquhar | 11 | 2008-11 |
| William Dunlop | 5 | 2010-11 |
| Conor Cummins | 3 | 2007 |
| Nigel Moore | 3 | 2007-09 |
| Barry Davidson | 3 | 2008-10 |

ALL TIME IRISH ROAD RACE WINNERS (after Mid-Antrim 150 2012)

Most Wins at All Irish Road Race Meetings

| | | | |
|-----|------------------|-----|-----------|
| 1. | Ryan Farquhar | 186 | 1995 - 12 |
| 2. | Joey Dunlop | 156 | 1971 - 00 |
| 3. | Robert Dunlop | 135 | 1980 - 08 |
| 4. | Ray McCullough | 109 | 1960 - 82 |
| | Phillip McCallen | 109 | 1987 - 99 |
| 6. | Brian Reid | 78 | 1980 - 94 |
| 7. | Darran Lindsay | 75 | 1999 - 06 |
| 8. | William Dunlop | 71 | 2005 - 12 |
| 9. | James Courtney | 66 | 1992 - 99 |
| 10. | Adrian Archibald | 64 | 1994 - 06 |

H2 ENGINEERING BUSH ROAD RACE

JUNIOR SUPPPORT

Bush 3.308 Miles

R4: CR Print Junior Support

24/06/2012 12:30

Race (8 Laps)

RACE 4 - JUNIOR SUPPORT

16

C

49

B

79

A

12

25

C

11

B

92

A

C 11

C

B

A

10

91

C

72

B

9

A

9

41

C

55

B

96

A

8

6

C

168

B

88

A

7

6

C

168

B

42

A

B 6

C

B

A

5

30

C

118

B

81

A

4

17

C

106

B

12

A

3

77

C

174

B

50

A

2

77

C

174

B


69

A

A 1

POLE POSITION

A



H2 ENGINEERING BUSH ROAD RACES



JUNIOR SUPPORT


Race 4 - CR Print Junior Support

Saturday, 23 June 2012

| Pos | Class | No | Name | Machine / Sponsor | Gp | Laps | Total Time | Behind | Speed | -----Best Lap----- | | |
|----------------------------|-------|-----|------------------|---------------------------------|----|------|------------|----------|--------|--------------------|--------|----|
| | | | | | | | | | | Time | Speed | On |
| Race Classification | | | | | | | | | | | | |
| 1 | SJUN | 50 | Peter O'FLAHERTY | Suzuki 650 | a | 4 | 10:38.966 | | 74.546 | 2:37.394 | 75.658 | 4 |
| 2 | SJUN | 69 | Ronnie SCOTT | Kawasaki 650 | a | 4 | 10:41.751 | 2.785 | 74.222 | 2:38.148 | 75.297 | 2 |
| 3 | SJUN | 174 | Rodney PATTON | Suzuki 650 - Patton Racing | a | 4 | 10:48.776 | 9.810 | 73.419 | 2:38.188 | 75.278 | 4 |
| 4 | SJUN | 6 | Neil VICARS | Suzuki 650 | b | 4 | 10:55.501 | 16.535 | 72.666 | 2:41.176 | 73.882 | 4 |
| 5 | SJUN | 17 | Alastair BAYLEY | Honda 400 - ABR Moto | a | 4 | 10:56.997 | 18.031 | 72.500 | 2:39.946 | 74.451 | 4 |
| 6 | SJUN | 106 | Bernard DALY | Honda 400 - DDRRSC | a | 4 | 10:57.162 | 18.196 | 72.482 | 2:39.847 | 74.497 | 4 |
| 7 | SJUN | 118 | Tommy HEAPHY | Suzuki 650 - McCann Motorcycles | a | 4 | 11:02.766 | 23.800 | 71.869 | 2:43.051 | 73.033 | 4 |
| 8 | SJUN | 11 | John CAHILL | Suzuki 650 | c | 4 | 11:24.680 | 45.714 | 69.569 | 2:46.916 | 71.342 | 3 |
| 9 | SJUN | 72 | Derek WILSON | Suzuki 650 | b | 4 | 11:37.905 | 58.939 | 68.250 | 2:51.090 | 69.601 | 2 |
| 10 | SJUN | 168 | Noel MURPHY | Suzuki 650 | b | 4 | 11:38.156 | 59.190 | 68.226 | 2:48.519 | 70.663 | 4 |
| 11 | SJUN | 42 | Brian LOUGHLIN | Suzuki 650 | b | 4 | 11:40.406 | 1:01.440 | 68.007 | 2:51.679 | 69.362 | 4 |
| 12 | SJUN | 88 | Brendan FLYNN | Suzuki 650 | b | 4 | 11:41.284 | 1:02.318 | 67.922 | 2:52.162 | 69.168 | 4 |
| 13 | SJUN | 55 | Andy SCULLY | Suzuki 650 | b | 4 | 12:01.277 | 1:22.311 | 66.039 | 2:54.849 | 68.105 | 4 |
| 14 | SJUN | 96 | Stephen CARR | Kawasaki 400 - Once Bitten | a | 4 | 12:22.045 | 1:43.079 | 64.191 | 2:58.301 | 66.786 | 3 |
| 15 | SJUN | 49 | Stephen DAVISON | Suzuki 650 | c | 4 | 12:22.793 | 1:43.827 | 64.126 | 3:01.360 | 65.660 | 3 |
| 16 | SJUN | 25 | Mark WADDELL | Honda 250 | c | 4 | 12:25.658 | 1:46.692 | 63.880 | 3:01.623 | 65.565 | 4 |
| 17 | SJUN | 79 | John McALLISTER | Kawasaki 400 - Mac Racing | c | 4 | 12:30.119 | 1:51.153 | 63.500 | 3:02.979 | 65.079 | 2 |
| 18 | SJUN | 16 | Roy BEATTIE | Kawasaki 400 | c | 4 | 12:46.630 | 2:07.664 | 62.132 | 3:06.221 | 63.946 | 4 |
| Fastest Lap | | | | | | | | | | | | |
| | SJUN | 50 | Peter O'FLAHERTY | Suzuki 650 | a | | | | | 2:37.394 | 75.658 | 4 |

Provisional result to be confirmed by the Stewards of the Meeting subject to completion of technical inspections & the time limit for protests

Page 1 / 1

| | | | | | |
|---------------|---------------|------------|---|---------------------------------|-------------------------------------|
| Circuit | Bush | Signed |  Chief Timekeeper | Organising Club | Dungannon & District MCC |
| Length(miles) | 3.3078 | Issued At: | 12:45 | Race Started | 12:31 |
| Weather | Cloudy | | | Gp Time Diff - b 11.09 / c 28.9 | |
| Track | Wet | | | | |



MCUI Ulster
Centre Timing
powered by
e-Laps timing software



2&4
WHEEL MOTORSPORT
STEERING GROUP LTD.

Belfast
Telegraph  **nitec**



www.elaps-timing.com

H2 ENGINEERING BUSH ROAD RACES



JUNIOR SUPPORT

Race 4 - CR Print Junior Support

Saturday, 23 June 2012

DETAILED RESULT

Race Classification

1 50 Peter O'FLAHERTY

Total Time **10:38.966** Avg Speed **74.546** Behind
Best Time **2:37.394** Best Speed **75.658** On 4 Gp a

| Lap | Elapsed Time | Lap Time | Lap Speed |
|-----|--------------|----------|-----------|
| 1 | 2:45.294 | 2:45.294 | 72.042 |
| 2 | 5:24.103 | 2:38.809 | 74.984 |
| 3 | 8:01.572 | 2:37.469 | 75.622 |
| 4 | 10:38.966 | 2:37.394 | 75.658 |

2 69 Ronnie SCOTT

Total Time **10:41.751** Avg Speed **74.222** Behind **2.785**
Best Time **2:38.148** Best Speed **75.297** On 2 Gp a

| Lap | Elapsed Time | Lap Time | Lap Speed |
|-----|--------------|----------|-----------|
| 1 | 2:44.756 | 2:44.756 | 72.277 |
| 2 | 5:22.904 | 2:38.148 | 75.297 |
| 3 | 8:02.709 | 2:39.805 | 74.516 |
| 4 | 10:41.751 | 2:39.042 | 74.874 |

3 174 Rodney PATTON

Total Time **10:48.776** Avg Speed **73.419** Behind **9.810**
Best Time **2:38.188** Best Speed **75.278** On 4 Gp a

| Lap | Elapsed Time | Lap Time | Lap Speed |
|-----|--------------|----------|-----------|
| 1 | 2:49.742 | 2:49.742 | 70.154 |
| 2 | 5:29.501 | 2:39.759 | 74.538 |
| 3 | 8:10.588 | 2:41.087 | 73.923 |
| 4 | 10:48.776 | 2:38.188 | 75.278 |

4 6 Neil VICARS

Total Time **10:55.501** Avg Speed **72.666** Behind **16.535**
Best Time **2:41.176** Best Speed **73.882** On 4 Gp b

| Lap | Elapsed Time | Lap Time | Lap Speed |
|-----|--------------|----------|-----------|
| 1 | 2:48.933 | 2:48.933 | 70.490 |
| 2 | 5:32.259 | 2:43.326 | 72.910 |
| 3 | 8:14.325 | 2:42.066 | 73.477 |
| 4 | 10:55.501 | 2:41.176 | 73.882 |

5 17 Alastair BAYLEY

Total Time **10:56.997** Avg Speed **72.500** Behind **18.031**
Best Time **2:39.946** Best Speed **74.451** On 4 Gp a

| Lap | Elapsed Time | Lap Time | Lap Speed |
|-----|--------------|----------|-----------|
| 1 | 2:49.378 | 2:49.378 | 70.305 |
| 2 | 5:34.513 | 2:45.135 | 72.111 |
| 3 | 8:17.051 | 2:42.538 | 73.263 |
| 4 | 10:56.997 | 2:39.946 | 74.451 |

Race Classification

6 106 Bernard DALY

Total Time **10:57.162** Avg Speed **72.482** Behind **18.196**
Best Time **2:39.847** Best Speed **74.497** On 4 Gp a

| Lap | Elapsed Time | Lap Time | Lap Speed |
|-----|--------------|----------|-----------|
| 1 | 2:50.604 | 2:50.604 | 69.800 |
| 2 | 5:34.672 | 2:44.068 | 72.580 |
| 3 | 8:17.315 | 2:42.643 | 73.216 |
| 4 | 10:57.162 | 2:39.847 | 74.497 |

7 118 Tommy HEAPHY

Total Time **11:02.766** Avg Speed **71.869** Behind **23.800**
Best Time **2:43.051** Best Speed **73.033** On 4 Gp a

| Lap | Elapsed Time | Lap Time | Lap Speed |
|-----|--------------|----------|-----------|
| 1 | 2:51.525 | 2:51.525 | 69.425 |
| 2 | 5:35.724 | 2:44.199 | 72.522 |
| 3 | 8:19.715 | 2:43.991 | 72.614 |
| 4 | 11:02.766 | 2:43.051 | 73.033 |

8 11 John CAHILL

Total Time **11:24.680** Avg Speed **69.569** Behind **45.714**
Best Time **2:46.916** Best Speed **71.342** On 3 Gp c

| Lap | Elapsed Time | Lap Time | Lap Speed |
|-----|--------------|----------|-----------|
| 1 | 2:57.792 | 2:57.792 | 66.978 |
| 2 | 5:50.686 | 2:52.894 | 68.875 |
| 3 | 8:37.602 | 2:46.916 | 71.342 |
| 4 | 11:24.680 | 2:47.078 | 71.273 |

9 72 Derek WILSON

Total Time **11:37.905** Avg Speed **68.250** Behind **58.939**
Best Time **2:51.090** Best Speed **69.601** On 2 Gp b

| Lap | Elapsed Time | Lap Time | Lap Speed |
|-----|--------------|----------|-----------|
| 1 | 3:01.071 | 3:01.071 | 65.765 |
| 2 | 5:52.161 | 2:51.090 | 69.601 |
| 3 | 8:45.976 | 2:53.815 | 68.510 |
| 4 | 11:37.905 | 2:51.929 | 69.262 |

10 168 Noel MURPHY

Total Time **11:38.156** Avg Speed **68.226** Behind **59.190**
Best Time **2:48.519** Best Speed **70.663** On 4 Gp b

| Lap | Elapsed Time | Lap Time | Lap Speed |
|-----|--------------|----------|-----------|
| 1 | 3:03.342 | 3:03.342 | 64.950 |
| 2 | 5:56.849 | 2:53.507 | 68.632 |
| 3 | 8:49.637 | 2:52.788 | 68.917 |
| 4 | 11:38.156 | 2:48.519 | 70.663 |



MCUI Ulster
Centre Timing
powered by
e-Laps timing software

www.elaps-timing.com



2&4
WHEEL MOTORSPORT
STEERING GROUP LTD.

Belfast
Telegraph



nitec



SAFETY
HEALTH
ENVIRONMENT
QUALITY

SHEOpoint.com

H2 ENGINEERING BUSH ROAD RACES



JUNIOR SUPPORT

Race 4 - CR Print Junior Support

Saturday, 23 June 2012

DETAILED RESULT

Race Classification

11 42 Brian LOUGHLIN

Total Time **11:40.406** Avg Speed **68.007** Behind **1:01.440**
Best Time **2:51.679** Best Speed **69.362** On **4** Gp **b**

| Lap | Elapsed Time | Lap Time | Lap Speed |
|-----|--------------|----------|-----------|
| 1 | 3:02.617 | 3:02.617 | 65.208 |
| 2 | 5:54.928 | 2:52.311 | 69.108 |
| 3 | 8:48.727 | 2:53.799 | 68.516 |
| 4 | 11:40.406 | 2:51.679 | 69.362 |

12 88 Brendan FLYNN

Total Time **11:41.284** Avg Speed **67.922** Behind **1:02.318**
Best Time **2:52.162** Best Speed **69.168** On **4** Gp **b**

| Lap | Elapsed Time | Lap Time | Lap Speed |
|-----|--------------|----------|-----------|
| 1 | 3:03.182 | 3:03.182 | 65.007 |
| 2 | 5:56.377 | 2:53.195 | 68.755 |
| 3 | 8:49.122 | 2:52.745 | 68.934 |
| 4 | 11:41.284 | 2:52.162 | 69.168 |

13 55 Andy SCULLY

Total Time **12:01.277** Avg Speed **66.039** Behind **1:22.311**
Best Time **2:54.849** Best Speed **68.105** On **4** Gp **b**

| Lap | Elapsed Time | Lap Time | Lap Speed |
|-----|--------------|----------|-----------|
| 1 | 3:10.459 | 3:10.459 | 62.523 |
| 2 | 6:09.762 | 2:59.303 | 66.413 |
| 3 | 9:06.428 | 2:56.666 | 67.404 |
| 4 | 12:01.277 | 2:54.849 | 68.105 |

14 96 Stephen CARR

Total Time **12:22.045** Avg Speed **64.191** Behind **1:43.079**
Best Time **2:58.301** Best Speed **66.786** On **3** Gp **a**

| Lap | Elapsed Time | Lap Time | Lap Speed |
|-----|--------------|----------|-----------|
| 1 | 3:22.054 | 3:22.054 | 58.935 |
| 2 | 6:24.568 | 3:02.514 | 65.245 |
| 3 | 9:22.869 | 2:58.301 | 66.786 |
| 4 | 12:22.045 | 2:59.176 | 66.460 |

15 49 Stephen DAVISON

Total Time **12:22.793** Avg Speed **64.126** Behind **1:43.827**
Best Time **3:01.360** Best Speed **65.660** On **3** Gp **c**

| Lap | Elapsed Time | Lap Time | Lap Speed |
|-----|--------------|----------|-----------|
| 1 | 3:15.317 | 3:15.317 | 60.968 |
| 2 | 6:20.022 | 3:04.705 | 64.471 |
| 3 | 9:21.382 | 3:01.360 | 65.660 |
| 4 | 12:22.793 | 3:01.411 | 65.641 |

Race Classification

16 25 Mark WADDELL

Total Time **12:25.658** Avg Speed **63.880** Behind **1:46.692**
Best Time **3:01.623** Best Speed **65.565** On **4** Gp **c**

| Lap | Elapsed Time | Lap Time | Lap Speed |
|-----|--------------|----------|-----------|
| 1 | 3:18.574 | 3:18.574 | 59.968 |
| 2 | 6:21.638 | 3:03.064 | 65.049 |
| 3 | 9:24.035 | 3:02.397 | 65.287 |
| 4 | 12:25.658 | 3:01.623 | 65.565 |

17 79 John McALLISTER

Total Time **12:30.119** Avg Speed **63.500** Behind **1:51.153**
Best Time **3:02.979** Best Speed **65.079** On **2** Gp **c**

| Lap | Elapsed Time | Lap Time | Lap Speed |
|-----|--------------|----------|-----------|
| 1 | 3:19.932 | 3:19.932 | 59.561 |
| 2 | 6:22.911 | 3:02.979 | 65.079 |
| 3 | 9:26.097 | 3:03.186 | 65.005 |
| 4 | 12:30.119 | 3:04.022 | 64.710 |

18 16 Roy BEATTIE

Total Time **12:46.630** Avg Speed **62.132** Behind **2:07.664**
Best Time **3:06.221** Best Speed **63.946** On **4** Gp **c**

| Lap | Elapsed Time | Lap Time | Lap Speed |
|-----|--------------|----------|-----------|
| 1 | 3:22.091 | 3:22.091 | 58.924 |
| 2 | 6:33.224 | 3:11.133 | 62.303 |
| 3 | 9:40.409 | 3:07.185 | 63.617 |
| 4 | 12:46.630 | 3:06.221 | 63.946 |



MCUI Ulster
Centre Timing
powered by
e-Laps timing software

www.elaps-timing.com



2&4
WHEEL MOTORSPORT
STEERING GROUP LTD.

Belfast
Telegraph



nitec



SAFETY
HEALTH
ENVIRONMENT
QUALITY

SHEOpoint.com

H2 ENGINEERING BUSH ROAD RACES



JUNIOR SUPPORT

Race 4 - CR Print Junior Support

LAP CHART

1

| No | Name | G | Elapsed Time | Lap Time |
|-----|------------------|---|--------------|----------|
| 69 | Ronnie SCOTT | a | 2:44.756 | 2:44.756 |
| 50 | Peter O'FLAHERTY | a | 2:45.294 | 2:45.294 |
| 6 | Neil VICARS | b | 2:48.933 | 2:48.933 |
| 17 | Alastair BAYLEY | a | 2:49.378 | 2:49.378 |
| 174 | Rodney PATTON | a | 2:49.742 | 2:49.742 |
| 106 | Bernard DALY | a | 2:50.604 | 2:50.604 |
| 118 | Tommy HEAPHY | a | 2:51.525 | 2:51.525 |
| 11 | John CAHILL | c | 2:57.792 | 2:57.792 |
| 72 | Derek WILSON | b | 3:01.071 | 3:01.071 |
| 42 | Brian LOUGHLIN | b | 3:02.617 | 3:02.617 |
| 88 | Brendan FLYNN | b | 3:03.182 | 3:03.182 |
| 168 | Noel MURPHY | b | 3:03.342 | 3:03.342 |
| 55 | Andy SCULLY | b | 3:10.459 | 3:10.459 |
| 49 | Stephen DAVISON | c | 3:15.317 | 3:15.317 |
| 25 | Mark WADDELL | c | 3:18.574 | 3:18.574 |
| 79 | John McALLISTER | c | 3:19.932 | 3:19.932 |
| 96 | Stephen CARR | a | 3:22.054 | 3:22.054 |
| 16 | Roy BEATTIE | c | 3:22.091 | 3:22.091 |

2

| No | Name | G | Elapsed Time | Lap Time |
|-----|------------------|---|--------------|----------|
| 69 | Ronnie SCOTT | a | 5:22.904 | 2:38.148 |
| 50 | Peter O'FLAHERTY | a | 5:24.103 | 2:38.809 |
| 174 | Rodney PATTON | a | 5:29.501 | 2:39.759 |
| 6 | Neil VICARS | b | 5:32.259 | 2:43.326 |
| 17 | Alastair BAYLEY | a | 5:34.513 | 2:45.135 |
| 106 | Bernard DALY | a | 5:34.672 | 2:44.068 |
| 118 | Tommy HEAPHY | a | 5:35.724 | 2:44.199 |
| 11 | John CAHILL | c | 5:50.686 | 2:52.894 |
| 72 | Derek WILSON | b | 5:52.161 | 2:51.090 |
| 42 | Brian LOUGHLIN | b | 5:54.928 | 2:52.311 |
| 88 | Brendan FLYNN | b | 5:56.377 | 2:53.195 |
| 168 | Noel MURPHY | b | 5:56.849 | 2:53.507 |
| 55 | Andy SCULLY | b | 6:09.762 | 2:59.303 |
| 49 | Stephen DAVISON | c | 6:20.022 | 3:04.705 |
| 25 | Mark WADDELL | c | 6:21.638 | 3:03.064 |
| 79 | John McALLISTER | c | 6:22.911 | 3:02.979 |
| 96 | Stephen CARR | a | 6:24.568 | 3:02.514 |
| 16 | Roy BEATTIE | c | 6:33.224 | 3:11.133 |

3

| No | Name | G | Elapsed Time | Lap Time |
|-----|------------------|---|--------------|----------|
| 50 | Peter O'FLAHERTY | a | 8:01.572 | 2:37.469 |
| 69 | Ronnie SCOTT | a | 8:02.709 | 2:39.805 |
| 174 | Rodney PATTON | a | 8:10.588 | 2:41.087 |
| 6 | Neil VICARS | b | 8:14.325 | 2:42.066 |
| 17 | Alastair BAYLEY | a | 8:17.051 | 2:42.538 |
| 106 | Bernard DALY | a | 8:17.315 | 2:42.643 |
| 118 | Tommy HEAPHY | a | 8:19.715 | 2:43.991 |
| 11 | John CAHILL | c | 8:37.602 | 2:46.916 |
| 72 | Derek WILSON | b | 8:45.976 | 2:53.815 |
| 42 | Brian LOUGHLIN | b | 8:48.727 | 2:53.799 |
| 88 | Brendan FLYNN | b | 8:49.122 | 2:52.745 |
| 168 | Noel MURPHY | b | 8:49.637 | 2:52.788 |
| 55 | Andy SCULLY | b | 9:06.428 | 2:56.666 |
| 49 | Stephen DAVISON | c | 9:21.382 | 3:01.360 |
| 96 | Stephen CARR | a | 9:22.869 | 2:58.301 |
| 25 | Mark WADDELL | c | 9:24.035 | 3:02.397 |
| 79 | John McALLISTER | c | 9:26.097 | 3:03.186 |
| 16 | Roy BEATTIE | c | 9:40.409 | 3:07.185 |

4

| No | Name | G | Elapsed Time | Lap Time |
|-----|------------------|---|--------------|----------|
| 50 | Peter O'FLAHERTY | a | 10:38.966 | 2:37.394 |
| 69 | Ronnie SCOTT | a | 10:41.751 | 2:39.042 |
| 174 | Rodney PATTON | a | 10:48.776 | 2:38.188 |
| 6 | Neil VICARS | b | 10:55.501 | 2:41.176 |
| 17 | Alastair BAYLEY | a | 10:56.997 | 2:39.946 |
| 106 | Bernard DALY | a | 10:57.162 | 2:39.847 |
| 118 | Tommy HEAPHY | a | 11:02.766 | 2:43.051 |
| 11 | John CAHILL | c | 11:24.680 | 2:47.078 |
| 72 | Derek WILSON | b | 11:37.905 | 2:51.929 |
| 168 | Noel MURPHY | b | 11:38.156 | 2:48.519 |
| 42 | Brian LOUGHLIN | b | 11:40.406 | 2:51.679 |
| 88 | Brendan FLYNN | b | 11:41.284 | 2:52.162 |
| 55 | Andy SCULLY | b | 12:01.277 | 2:54.849 |
| 96 | Stephen CARR | a | 12:22.045 | 2:59.176 |
| 49 | Stephen DAVISON | c | 12:22.793 | 3:01.411 |
| 25 | Mark WADDELL | c | 12:25.658 | 3:01.623 |
| 79 | John McALLISTER | c | 12:30.119 | 3:04.022 |
| 16 | Roy BEATTIE | c | 12:46.630 | 3:06.221 |

IRISH ROAD RACE JUNIOR SUPPORT

2012

| Pos | No. | Name | Total | Diff | Gap | #1 #2 #3 #4 | | | |
|-----|-----|------------------|-------|------|-----|-------------|----|----|----|
| | | | | | | R5 | R1 | R8 | R1 |
| 1 | 69 | Ronnie SCOTT | 69 | 0 | 0 | 4 | 20 | 25 | 20 |
| 2 | 174 | Rodney PATTON | 61 | 8 | 8 | 13 | 16 | 16 | 16 |
| 3 | 50 | Peter O'FLAHERTY | 49 | 20 | 12 | 20 | x | 4 | 25 |
| 4 | 77 | Mark SHIELS | 33 | 36 | 16 | x | 13 | 20 | x |
| 5 | 47 | Davie BLACK | 30 | 39 | 3 | 5 | 25 | x | x |
| 6 | 43 | Robbie LYALL | 27 | 42 | 3 | 16 | 11 | x | x |
| 7 | 106 | Bernard DALY | 26 | 43 | 1 | x | 8 | 8 | 10 |
| 8 | 155 | Scott CAMPBELL | 25 | 44 | 1 | 25 | x | x | x |
| 9 | 97 | William HARA | 24 | 45 | 1 | 11 | x | 13 | x |
| 10 | 117 | Alastair BAYLEY | 20 | 49 | 4 | 9 | x | x | 11 |
| 11 | 74 | Tommy HENRY | 16 | 53 | 4 | x | 6 | 10 | x |
| 12 | 118 | Tommy HEAPHY | 16 | 53 | 0 | 2 | 5 | x | 9 |
| 13 | 6 | Neil VICARS | 13 | 56 | 3 | x | x | x | 13 |
| 14 | 125 | Nigel HOWARD | 13 | 56 | 0 | 3 | 10 | x | x |
| 15 | 9 | Gavin LUPTON | 11 | 58 | 2 | x | x | 11 | x |
| 16 | 100 | Josh TRIGWELL | 10 | 59 | 1 | 10 | x | x | x |
| 17 | 25 | Bryan HARDING | 9 | 60 | 1 | x | x | 9 | x |
| 18 | 18 | Vic ALLAN | 9 | 60 | 0 | x | 9 | x | x |
| 19 | 168 | Noel MURPHY | 9 | 60 | 0 | x | 1 | 2 | 6 |
| 20 | 11 | John CAHILL | 8 | 61 | 1 | x | x | x | 8 |
| 21 | 70 | Peter WHITESIDE | 8 | 61 | 0 | 8 | x | x | x |
| 22 | 42 | Brian LOUGHLIN | 8 | 61 | 0 | x | 3 | x | 5 |
| 23 | 72 | Derek WILSON | 7 | 62 | 1 | x | x | x | 7 |
| 24 | 112 | Richard FORD | 7 | 62 | 0 | x | x | 7 | x |
| 25 | 153 | Noel BERTRAM | 7 | 62 | 0 | x | 7 | x | x |
| 26 | 32 | Stephen McKEOWN | 7 | 62 | 0 | 7 | x | x | x |
| 27 | 12 | Trevor REID | 6 | 63 | 1 | x | x | 6 | x |
| 28 | 30 | Aron HATCH | 6 | 63 | 0 | 6 | x | x | x |
| 29 | 95 | Robert GORDON | 5 | 64 | 1 | x | x | 5 | x |
| 30 | 21 | Roy SCOTT | 5 | 64 | 0 | 1 | 4 | x | x |
| 31 | 81 | Julian KIRK | 5 | 64 | 0 | x | 2 | 3 | x |
| 32 | 88 | Brendan FLYNN | 4 | 65 | 1 | x | x | x | 4 |
| 33 | 55 | Andy SCULLY | 3 | 66 | 1 | x | x | x | 3 |
| 34 | 96 | Stephen CARR | 2 | 67 | 1 | x | x | x | 2 |
| 35 | 49 | Stephen DAVISON | 1 | 68 | 1 | x | x | x | 1 |
| 36 | 75 | Mark McNEILLY | 1 | 68 | 0 | x | x | 1 | x |

Event Legend

| | | | | | |
|----|------------|------------------------------|----|------------|-------------------------------|
| #1 | 27/04/2012 | KDM HIRE COOKSTOWN 100 | #3 | 15/06/2012 | MID-ANTRIM 150 |
| #2 | 04/05/2012 | AROUND A POUND TANDRAGEE 100 | #4 | 23/06/2012 | H2 ENGINEERING BUSH ROAD RACE |

ULSTER ROAD RACE JUNIOR SUPPORT

2012

| Pos | No. | Name | Total | Diff | Gap | #1 #2 #3 #4 | | | |
|-----|-----|------------------|-------|------|-----|-------------|----|----|----|
| | | | | | | R5 | R1 | R8 | R1 |
| 1 | 69 | Ronnie SCOTT | 69 | 0 | 0 | 4 | 20 | 25 | 20 |
| 2 | 174 | Rodney PATTON | 61 | 8 | 8 | 13 | 16 | 16 | 16 |
| 3 | 50 | Peter O'FLAHERTY | 49 | 20 | 12 | 20 | x | 4 | 25 |
| 4 | 77 | Mark SHIELS | 33 | 36 | 16 | x | 13 | 20 | x |
| 5 | 47 | Davie BLACK | 30 | 39 | 3 | 5 | 25 | x | x |
| 6 | 43 | Robbie LYALL | 27 | 42 | 3 | 16 | 11 | x | x |
| 7 | 106 | Bernard DALY | 26 | 43 | 1 | x | 8 | 8 | 10 |
| 8 | 155 | Scott CAMPBELL | 25 | 44 | 1 | 25 | x | x | x |
| 9 | 97 | William HARA | 24 | 45 | 1 | 11 | x | 13 | x |
| 10 | 117 | Alastair BAYLEY | 20 | 49 | 4 | 9 | x | x | 11 |
| 11 | 74 | Tommy HENRY | 16 | 53 | 4 | x | 6 | 10 | x |
| 12 | 118 | Tommy HEAPHY | 16 | 53 | 0 | 2 | 5 | x | 9 |
| 13 | 6 | Neil VICARS | 13 | 56 | 3 | x | x | x | 13 |
| 14 | 125 | Nigel HOWARD | 13 | 56 | 0 | 3 | 10 | x | x |
| 15 | 9 | Gavin LUPTON | 11 | 58 | 2 | x | x | 11 | x |
| 16 | 100 | Josh TRIGWELL | 10 | 59 | 1 | 10 | x | x | x |
| 17 | 25 | Bryan HARDING | 9 | 60 | 1 | x | x | 9 | x |
| 18 | 18 | Vic ALLAN | 9 | 60 | 0 | x | 9 | x | x |
| 19 | 168 | Noel MURPHY | 9 | 60 | 0 | x | 1 | 2 | 6 |
| 20 | 11 | John CAHILL | 8 | 61 | 1 | x | x | x | 8 |
| 21 | 70 | Peter WHITESIDE | 8 | 61 | 0 | 8 | x | x | x |
| 22 | 42 | Brian LOUGHLIN | 8 | 61 | 0 | x | 3 | x | 5 |
| 23 | 72 | Derek WILSON | 7 | 62 | 1 | x | x | x | 7 |
| 24 | 112 | Richard FORD | 7 | 62 | 0 | x | x | 7 | x |
| 25 | 153 | Noel BERTRAM | 7 | 62 | 0 | x | 7 | x | x |
| 26 | 32 | Stephen McKEOWN | 7 | 62 | 0 | 7 | x | x | x |
| 27 | 12 | Trevor REID | 6 | 63 | 1 | x | x | 6 | x |
| 28 | 30 | Aron HATCH | 6 | 63 | 0 | 6 | x | x | x |
| 29 | 95 | Robert GORDON | 5 | 64 | 1 | x | x | 5 | x |
| 30 | 21 | Roy SCOTT | 5 | 64 | 0 | 1 | 4 | x | x |
| 31 | 81 | Julian KIRK | 5 | 64 | 0 | x | 2 | 3 | x |
| 32 | 88 | Brendan FLYNN | 4 | 65 | 1 | x | x | x | 4 |
| 33 | 55 | Andy SCULLY | 3 | 66 | 1 | x | x | x | 3 |
| 34 | 96 | Stephen CARR | 2 | 67 | 1 | x | x | x | 2 |
| 35 | 49 | Stephen DAVISON | 1 | 68 | 1 | x | x | x | 1 |
| 36 | 75 | Mark McNEILLY | 1 | 68 | 0 | x | x | 1 | x |

Event Legend

| | | | | | |
|----|------------|------------------------------|----|------------|-------------------------------|
| #1 | 27/04/2012 | KDM HIRE COOKSTOWN 100 | #3 | 15/06/2012 | MID-ANTRIM 150 |
| #2 | 04/05/2012 | AROUND A POUND TANDRAGEE 100 | #4 | 23/06/2012 | H2 ENGINEERING BUSH ROAD RACE |