



ARMOY ROAD RACE

The Race of Legends

Friday 27th & Saturday 28th July 2012

promoted by
Armoy Motorcycle Road Racing Club
www.amrrc.com

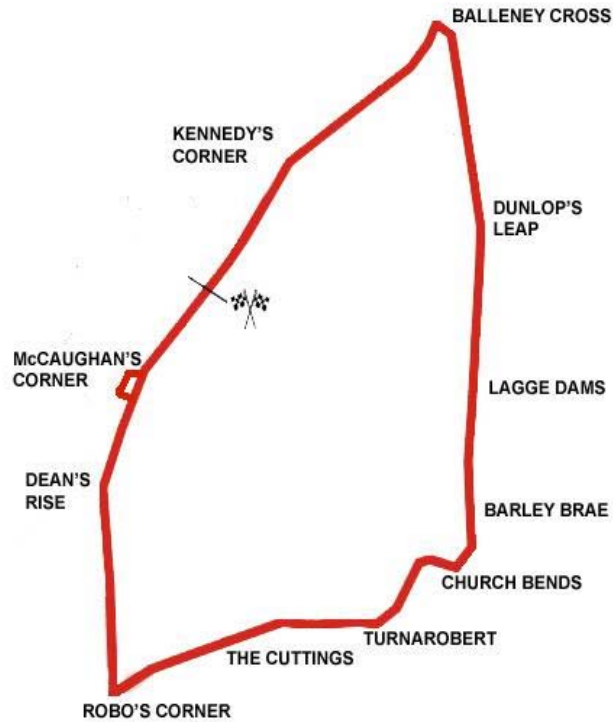
RIVER RIDGE RECYCLING GRAND FINAL



northernireland
tourist board



Armoyn Circuit 3.008 miles



Lap Records

Class	Rider	Machine	m s	mph	Year
125cc	William Dunlop	Honda	2 02.397	88.473	2010
Moto 3	to be established				
Moto 450	Ryan Farquhar	Kawasaki	2 00.910	89.561	2011
250cc	Davy Morgan	Honda	1 54.978	94.181	2011
Supersport 400	Robbie Lyall	Kawasaki	2 02.187	88.625	2011
Supertwins	Ryan Farquhar	Kawasaki 650	1 54.130	94.881	2011
Supersport	Michael Dunlop	Yamaha	1 46.448	101.729	2011
Superbike	Michael Dunlop	Kawasaki	1 42.919	105.217	2011
Senior Support	Alan Bonner	Yamaha 600	1 53.302	95.575	2010
Junior Support	Ciaran Donnelly	Honda 250	1 56.206	93.186	2011
Classic 1000cc	Richard Ford	Norton 750	2 07.957	84.628	2011
Classic 500cc	Freddie Stewart	Honda	2 11.491	82.354	2011
Classic 350cc	Keith Costello	Honda	2 15.054	80.181	2011
Classic 250cc	Jeff Ward	Suzuki	2 18.732	78.056	2011

MOST WINS at ARMOY ROAD RACE

Ryan Farquhar	9	2009-11
Michael Dunlop	5	2009-11
William Dunlop	3	2010-11
Dean Harrison	2	2010

ALL TIME IRISH ROAD RACE WINNERS (after the Race of the South 2012)

Most Wins at All Irish Road Race Meetings

1.	Ryan Farquhar	195	1995-12
2.	Joey Dunlop	156	1971-00
3.	Robert Dunlop	135	1980-08
4.	Ray McCullough	109	1960-82
	Phillip McCallen	109	1987-99
6.	Brian Reid	78	1980-94
7.	Darran Lindsay	75	1999-06
	William Dunlop	75	2005-12
9.	James Courtney	66	1992-99
10.	Adrian Archibald	64	1994-06

RIVER RIDGE RECYCLING ARMOY ROAD RACE

SUPERBIKE

Group A Qualifying for Superbike Champoinship Race


Friday, 27 July 2012



Pos	Class	No	Name	Machine / Sponsor	----- Best Lap -----			On	Laps
					Time	Behind	Speed		
Qualifying Classification									
1	SBKR	6	William DUNLOP	Honda - Wilson Craig Racing	1:44.514		103.611	5	6
2	SBKR	3	Michael DUNLOP	Honda - Hunts/McAdoo Racing	1:44.644	0.130	103.482	6	6
3	SBKR	2	Guy MARTIN	Suzuki - Tyco Suzuki by TAS Racing	1:46.381	1.867	101.793	5	6
4	SBKR	16	John BURROWS	Suzuki - Cookstown BE Racing	1:46.678	2.164	101.509	4	6
5	SBKR	10	Conor CUMMINS	Suzuki - Tyco Suzuki by TAS Racing	1:46.963	2.449	101.239	4	6
6	SBKR	82	Derek SHEILS	Honda - Amigos	1:47.720	3.206	100.527	6	6
7	SBKR	44	Jamie HAMILTON	Kawasaki - KMR Kawasaki	1:48.431	3.917	99.868	5	6
8	SBKR	86	Derek McGEE	Yamaha 600	1:50.129	5.615	98.328	2	6
9	SBKR	150	William DAVISON	Honda 600 - Hill Contracts	1:53.117	8.603	95.731	6	6
10	SBKR	61	John WALSH	Honda	1:53.320	8.806	95.559	6	6
11	SBKR	93	Paul CRANSTON	Honda 600 - P & J Fuel Haulage	1:54.397	9.883	94.660	6	6
12	SBKR	26	Dennis BOOTH	Suzuki	1:55.509	10.995	93.749	4	6
13	SBKR	24	Craig SHIRLAW	Kawasaki 600 - Shirlaws Motorcycles	1:56.213	11.699	93.181	3	6
14	SBKR	11	Callum LAIDLAW	Yamaha 600	1:57.122	12.608	92.457	3	6
15	SBKR	96	Andy FARRELL	Yamaha - Pro Plum	1:57.246	12.732	92.360	5	6
16	SBKR	103	Reuben McPHEE	Yamaha 600 - N.J.T. Racing	1:58.545	14.031	91.348	6	6
17	SBKR	68	Gareth EVANS	Suzuki - Race Logic/Joe Evans Garage	1:59.055	14.541	90.956	6	6
18	SBKR	80	Phill ARCHER	Yamaha 600	2:01.336	16.822	89.246	4	5
19	SBKR	57	Ian MORRELL	Suzuki 650 - Gordy Hogg	2:01.801	17.287	88.906	3	6

Provisional result to be confirmed by the Stewards of the Meeting subject to completion of technical inspections & the time limit for protests

Page 1 / 1

Circuit	ArmoY	Signed		Organising Club	ArmoY MRRC
Length(miles)	3.0080		Chief Timekeeper	Qualifying Started	18:44
Weather	Cloudy	Issued At:	18:58		
Track	Dry				



MCUI Ulster
Centre Timing
powered by
e-Laps timing software

www.elaps-timing.com



RIVER RIDGE RECYCLING ARMOY ROAD RACE



SUPERBIKE

Group A Qualifying for Superbike Champoinship Race

Friday, 27 July 2012

DETAILED RESULT

Qualifying Classification

Position

1 6 William DUNLOP

Behind

Best Time **1:44.514** Best Speed **103.611** On **5** Gp **a**

Lap	Elapsed Time	Lap Time	Lap Speed
1	2:05.325	2:05.325	86.406
2	3:53.102	1:47.777	100.474
3	5:39.203	1:46.101	102.061
4	7:24.807	1:45.604	102.542
5	9:09.321	1:44.514	103.611
6	11:06.178	1:56.857	92.667

2 3 Michael DUNLOP

Behind **0.130**

Best Time **1:44.644** Best Speed **103.482** On **6** Gp **a**

Lap	Elapsed Time	Lap Time	Lap Speed
1	2:44.596	2:44.596	65.790
2	4:36.999	1:52.403	96.339
3	6:25.889	1:48.890	99.447
4	8:11.527	1:45.638	102.509
5	9:59.900	1:48.373	99.922
6	11:44.544	1:44.644	103.482

3 2 Guy MARTIN

Behind **1.867**

Best Time **1:46.381** Best Speed **101.793** On **5** Gp **a**

Lap	Elapsed Time	Lap Time	Lap Speed
1	1:57.913	1:57.913	91.837
2	3:46.833	1:48.920	99.420
3	5:34.174	1:47.341	100.882
4	7:20.708	1:46.534	101.646
5	9:07.089	1:46.381	101.793
6	10:53.498	1:46.409	101.766

4 16 John BURROWS

Behind **2.164**

Best Time **1:46.678** Best Speed **101.509** On **4** Gp **a**

Lap	Elapsed Time	Lap Time	Lap Speed
1	1:58.412	1:58.412	91.450
2	3:47.589	1:49.177	99.186
3	5:35.114	1:47.525	100.710
4	7:21.792	1:46.678	101.509
5	9:09.151	1:47.359	100.865
6	10:56.245	1:47.094	101.115

Qualifying Classification

Position

5 10 Conor CUMMINS

Behind **2.449**

Best Time **1:46.963** Best Speed **101.239** On **4** Gp **a**

Lap	Elapsed Time	Lap Time	Lap Speed
1	2:05.180	2:05.180	86.506
2	3:55.601	1:50.421	98.068
3	5:45.785	1:50.184	98.279
4	7:32.748	1:46.963	101.239
5	9:21.057	1:48.309	99.981
6	11:13.398	1:52.341	96.392

6 82 Derek SHEILS

Behind **3.206**

Best Time **1:47.720** Best Speed **100.527** On **6** Gp **a**

Lap	Elapsed Time	Lap Time	Lap Speed
1	2:06.971	2:06.971	85.286
2	3:56.094	1:49.123	99.235
3	5:44.228	1:48.134	100.142
4	7:32.075	1:47.847	100.409
5	9:20.542	1:48.467	99.835
6	11:08.262	1:47.720	100.527

7 44 Jamie HAMILTON

Behind **3.917**

Best Time **1:48.431** Best Speed **99.868** On **5** Gp **a**

Lap	Elapsed Time	Lap Time	Lap Speed
1	2:17.634	2:17.634	78.678
2	4:10.141	1:52.507	96.250
3	6:00.009	1:49.868	98.562
4	7:48.602	1:48.593	99.719
5	9:37.033	1:48.431	99.868
6	11:25.899	1:48.866	99.469

8 86 Derek McGEE

Behind **5.615**

Best Time **1:50.129** Best Speed **98.328** On **2** Gp **a**

Lap	Elapsed Time	Lap Time	Lap Speed
1	2:07.477	2:07.477	84.947
2	3:57.606	1:50.129	98.328
3	5:48.698	1:51.092	97.476
4	7:39.514	1:50.816	97.719
5	9:30.836	1:51.322	97.275
6	11:21.590	1:50.754	97.773

RIVER RIDGE RECYCLING ARMOY ROAD RACE



SUPERBIKE

Group A Qualifying for Superbike Champoinship Race

Friday, 27 July 2012

DETAILED RESULT

Qualifying Classification

Position

9 150 William DAVISON

Behind 8.603

Best Time 1:53.117 Best Speed 95.731 On 6 Gp a

Lap	Elapsed Time	Lap Time	Lap Speed
1	2:18.855	2:18.855	77.986
2	4:14.253	1:55.398	93.839
3	6:07.584	1:53.331	95.550
4	8:01.460	1:53.876	95.093
5	9:55.649	1:54.189	94.832
6	11:48.766	1:53.117	95.731

10 61 John WALSH

Behind 8.806

Best Time 1:53.320 Best Speed 95.559 On 6 Gp a

Lap	Elapsed Time	Lap Time	Lap Speed
1	2:24.164	2:24.164	75.114
2	4:20.691	1:56.527	92.930
3	6:16.199	1:55.508	93.749
4	8:10.774	1:54.575	94.513
5	10:05.472	1:54.698	94.411
6	11:58.792	1:53.320	95.559

11 93 Paul CRANSTON

Behind 9.883

Best Time 1:54.397 Best Speed 94.660 On 6 Gp a

Lap	Elapsed Time	Lap Time	Lap Speed
1	2:28.491	2:28.491	72.926
2	4:25.754	1:57.263	92.346
3	6:21.114	1:55.360	93.870
4	8:15.871	1:54.757	94.363
5	10:10.305	1:54.434	94.629
6	12:04.702	1:54.397	94.660

12 26 Dennis BOOTH

Behind 10.995

Best Time 1:55.509 Best Speed 93.749 On 4 Gp a

Lap	Elapsed Time	Lap Time	Lap Speed
1	2:18.701	2:18.701	78.073
2	4:14.567	1:55.866	93.460
3	6:10.508	1:55.941	93.399
4	8:06.017	1:55.509	93.749
5	10:01.739	1:55.722	93.576
6	11:58.041	1:56.302	93.109

Qualifying Classification

Position

13 24 Craig SHIRLAW

Behind 11.699

Best Time 1:56.213 Best Speed 93.181 On 3 Gp a

Lap	Elapsed Time	Lap Time	Lap Speed
1	2:14.059	2:14.059	80.776
2	4:11.305	1:57.246	92.360
3	6:07.518	1:56.213	93.181
4	8:04.551	1:57.033	92.528
5	10:01.645	1:57.094	92.480
6	11:59.673	1:58.028	91.748

14 11 Callum LAIDLAW

Behind 12.608

Best Time 1:57.122 Best Speed 92.457 On 3 Gp a

Lap	Elapsed Time	Lap Time	Lap Speed
1	2:35.081	2:35.081	69.827
2	4:36.247	2:01.166	89.372
3	6:33.369	1:57.122	92.457
4	8:31.972	1:58.603	91.303
5	10:31.144	1:59.172	90.867
6	12:28.415	1:57.271	92.340

15 96 Andy FARRELL

Behind 12.732

Best Time 1:57.246 Best Speed 92.360 On 5 Gp a

Lap	Elapsed Time	Lap Time	Lap Speed
1	2:22.991	2:22.991	75.731
2	4:20.459	1:57.468	92.185
3	6:20.086	1:59.627	90.521
4	8:18.914	1:58.828	91.130
5	10:16.160	1:57.246	92.360
6	12:13.745	1:57.585	92.093

16 103 Reuben McPHEE

Behind 14.031

Best Time 1:58.545 Best Speed 91.348 On 6 Gp a

Lap	Elapsed Time	Lap Time	Lap Speed
1	2:36.113	2:36.113	69.365
2	4:37.269	2:01.156	89.379
3	6:36.058	1:58.789	91.160
4	8:35.012	1:58.954	91.034
5	10:34.276	1:59.264	90.797
6	12:32.821	1:58.545	91.348

RIVER RIDGE RECYCLING ARMOY ROAD RACE

SUPERBIKE

Group A Qualifying for Superbike Championship Race

Friday, 27 July 2012

DETAILED RESULT



Qualifying Classification

Position

17 68 Gareth EVANS

Behind 14.541

Best Time 1:59.055 Best Speed 90.956 On 6 Gp a

Lap	Elapsed Time	Lap Time	Lap Speed
1	2:28.173	2:28.173	73.082
2	4:28.698	2:00.525	89.847
3	6:28.475	1:59.777	90.408
4	8:28.250	1:59.775	90.410
5	10:28.644	2:00.394	89.945
6	12:27.699	1:59.055	90.956

18 80 Phill ARCHER

Behind 16.822

Best Time 2:01.336 Best Speed 89.246 On 4 Gp a

Lap	Elapsed Time	Lap Time	Lap Speed
1	2:32.845	2:32.845	70.848
2	4:36.507	2:03.662	87.568
3	6:39.069	2:02.562	88.354
4	8:40.405	2:01.336	89.246
5	10:41.852	2:01.447	89.165

19 57 Ian MORRELL

Behind 17.287

Best Time 2:01.801 Best Speed 88.906 On 3 Gp a

Lap	Elapsed Time	Lap Time	Lap Speed
1	2:23.841	2:23.841	75.283
2	4:26.452	2:02.611	88.318
3	6:28.253	2:01.801	88.906
4	8:30.923	2:02.670	88.276
5	10:34.250	2:03.327	87.806
6	12:42.572	2:08.322	84.388

RIVER RIDGE RECYCLING ARMOY ROAD RACE

Sorted on Best Lap time

SUPERBIKE

Armoym 3.008 Miles

Group A Superbike Qualifying for Championship Race

27/07/2012 18:00

Practice started at 18:45:25

Pos	Class	No.	Name	Machine	Sponsor	SpdTr	Best
1	SBKR	6	William DUNLOP	Honda	Wilson Craig Racing	157.021	
2	SBKR	3	Michael DUNLOP	Honda	Hunts/McAdoo Racing	155.220	
3	SBKR	2	Guy MARTIN	Suzuki	Tyco Suzuki by TAS Racing	155.220	
4	SBKR	16	John BURROWS	Suzuki	Cookstown BE Racing	153.314	
5	SBKR	10	Conor CUMMINS	Suzuki	Tyco Suzuki by TAS Racing	155.965	
6	SBKR	82	Derek SHEILS	Honda	Amigos	152.738	
7	SBKR	44	Jamie HAMILTON	Kawasaki	KMR Kawasaki	147.734	
8	SBKR	86	Derek McGEE	Yamaha 600		152.738	
9	SBKR	150	William DAVISON	Honda 600	Hill Contracts	139.365	
10	SBKR	61	John WALSH	Honda		142.296	
11	SBKR	93	Paul CRANSTON	Honda 600	P & J Fuel Haulage	140.693	
12	SBKR	26	Dennis BOOTH	Suzuki		136.322	
13	SBKR	24	Craig SHIRLAW	Kawasaki 600	Shirlaws Motorcycles	135.866	
14	SBKR	11	Callum LAIDLAW	Yamaha 600		146.534	
15	SBKR	96	Andy FARRELL	Yamaha	Pro Plum	141.060	
16	SBKR	103	Reuben McPHEE	Yamaha 600	N.J.T. Racing	143.554	
17	SBKR	68	Gareth EVANS	Suzuki	Race Logic/Joe Evans Garage	133.082	
18	SBKR	80	Phill ARCHER	Yamaha 600		135.413	
19	SBKR	57	Ian MORRELL	Suzuki 650	Gordy Hogg	126.056	

RIVER RIDGE RECYCLING ARMOY ROAD RACE

SUPERBIKE

Group B Qualifying for Superbike Champoinship Race


Friday, 27 July 2012



Pos	Class	No	Name	Machine / Sponsor	----- Best Lap -----			On	Laps
					Time	Behind	Speed		
Qualifying Classification									
1	SBKR	77	Ryan FARQUHAR	Kawasaki - KMR Kawasaki	1:44.874		103.255	5	6
2	SBKR	13	Adrian ARCHIBALD	Kawasaki - AMA Racing	1:45.920	1.046	102.236	4	5
3	SBKR	71	Davy MORGAN	Suzuki - Strangford Holiday Park	1:48.965	4.091	99.379	4	6
4	SBKR	111	Brian McCORMACK	Honda - CD Racing	1:49.347	4.473	99.032	4	6
5	SBKR	65	Michael SWEENEY	BMW - MJR Racing	1:51.624	6.750	97.011	3	6
6	SBKR	33	Olie LINSDELL	Yamaha 600 - Flitwick Motorcycles	1:52.861	7.987	95.948	6	6
7	SBKR	21	Alan CONNOR	Suzuki - Connor Racing	1:56.480	11.606	92.967	6	6
8	SBKR	28	Paul GARTLAND	Suzuki - Team GAS Racing	1:56.876	12.002	92.652	6	6
9	SBKR	113	Ronan PENTONY	Yamaha - RPMcycles.ie	1:57.715	12.841	91.992	4	6
10	SBKR	27	James McCANN	Yamaha 600 - Dixons Contractors	1:58.682	13.808	91.242	2	2
11	SBKR	144	Emmett BURKE	Honda - Sunflame	2:08.239	23.365	84.442	5	5

Provisional result to be confirmed by the Stewards of the Meeting subject to completion of technical inspections & the time limit for protests

Page 1 / 1

Circuit	ArmoY	Signed		Organising Club	ArmoY MRRC
Length(miles)	3.0080		Chief Timekeeper	Qualifying Started	19:01
Weather	Cloudy	Issued At:	19:15		
Track	Dry				



MCUI Ulster
Centre Timing
powered by
e-Laps timing software

www.elaps-timing.com



RIVER RIDGE RECYCLING ARMOY ROAD RACE



SUPERBIKE

Group B Qualifying for Superbike Champoinship Race

Friday, 27 July 2012

DETAILED RESULT

Qualifying Classification

Position

1 77 Ryan FARQUHAR

Behind

Best Time **1:44.874** Best Speed **103.255** On **5** Gp **a**

Lap	Elapsed Time	Lap Time	Lap Speed
1	1:55.692	1:55.692	93.600
2	3:43.451	1:47.759	100.491
3	5:30.079	1:46.628	101.557
4	7:15.442	1:45.363	102.776
5	9:00.316	1:44.874	103.255
6	10:49.723	1:49.407	98.977

2 13 Adrian ARCHIBALD

Behind **1.046**

Best Time **1:45.920** Best Speed **102.236** On **4** Gp **a**

Lap	Elapsed Time	Lap Time	Lap Speed
1	1:55.963	1:55.963	93.382
2	3:44.098	1:48.135	100.141
3	5:30.761	1:46.663	101.523
4	7:16.681	1:45.920	102.236
5	9:10.467	1:53.786	95.168

3 71 Davy MORGAN

Behind **4.091**

Best Time **1:48.965** Best Speed **99.379** On **4** Gp **a**

Lap	Elapsed Time	Lap Time	Lap Speed
1	2:23.616	2:23.616	75.401
2	4:19.051	1:55.435	93.809
3	6:10.302	1:51.251	97.337
4	7:59.267	1:48.965	99.379
5	9:48.957	1:49.690	98.722
6	11:38.507	1:49.550	98.848

4 111 Brian McCORMACK

Behind **4.473**

Best Time **1:49.347** Best Speed **99.032** On **4** Gp **a**

Lap	Elapsed Time	Lap Time	Lap Speed
1	1:58.992	1:58.992	91.004
2	3:51.022	1:52.030	96.660
3	5:40.871	1:49.849	98.579
4	7:30.218	1:49.347	99.032
5	9:19.809	1:49.591	98.811
6	11:14.197	1:54.388	94.667

Qualifying Classification

Position

5 65 Michael SWEENEY

Behind **6.750**

Best Time **1:51.624** Best Speed **97.011** On **3** Gp **a**

Lap	Elapsed Time	Lap Time	Lap Speed
1	2:02.538	2:02.538	88.371
2	3:54.493	1:51.955	96.725
3	5:46.117	1:51.624	97.011
4	7:38.105	1:51.988	96.696
5	9:31.153	1:53.048	95.789
6	11:23.971	1:52.818	95.985

6 33 Olie LINSDELL

Behind **7.987**

Best Time **1:52.861** Best Speed **95.948** On **6** Gp **a**

Lap	Elapsed Time	Lap Time	Lap Speed
1	2:22.713	2:22.713	75.878
2	4:20.997	1:58.284	91.549
3	6:14.948	1:53.951	95.030
4	8:10.742	1:55.794	93.518
5	10:14.692	2:03.950	87.364
6	12:07.553	1:52.861	95.948

7 21 Alan CONNOR

Behind **11.606**

Best Time **1:56.480** Best Speed **92.967** On **6** Gp **a**

Lap	Elapsed Time	Lap Time	Lap Speed
1	2:18.250	2:18.250	78.328
2	4:20.157	2:01.907	88.828
3	6:19.542	1:59.385	90.705
4	8:18.589	1:59.047	90.962
5	10:16.566	1:57.977	91.787
6	12:13.046	1:56.480	92.967

8 28 Paul GARTLAND

Behind **12.002**

Best Time **1:56.876** Best Speed **92.652** On **6** Gp **a**

Lap	Elapsed Time	Lap Time	Lap Speed
1	2:16.921	2:16.921	79.088
2	4:22.465	2:05.544	86.255
3	6:21.116	1:58.651	91.266
4	8:19.269	1:58.153	91.651
5	10:17.621	1:58.352	91.497
6	12:14.497	1:56.876	92.652

RIVER RIDGE RECYCLING ARMOY ROAD RACE

SUPERBIKE

Group B Qualifying for Superbike Championship Race

Friday, 27 July 2012

DETAILED RESULT



Qualifying Classification

Position

9 113 Ronan PENTONY

Behind 12.841

Best Time 1:57.715 Best Speed 91.992 On 4 Gp a

Lap	Elapsed Time	Lap Time	Lap Speed
1	2:12.082	2:12.082	81.985
2	4:10.667	1:58.585	91.317
3	6:11.078	2:00.411	89.932
4	8:08.793	1:57.715	91.992
5	10:07.587	1:58.794	91.156
6	12:09.175	2:01.588	89.061

10 27 James McCANN

Behind 13.808

Best Time 1:58.682 Best Speed 91.242 On 2 Gp a

Lap	Elapsed Time	Lap Time	Lap Speed
1	2:16.967	2:16.967	79.061
2	4:15.649	1:58.682	91.242

11 144 Emmett BURKE

Behind 23.365

Best Time 2:08.239 Best Speed 84.442 On 5 Gp a

Lap	Elapsed Time	Lap Time	Lap Speed
1	2:21.649	2:21.649	76.448
2	4:31.484	2:09.835	83.404
3	6:41.366	2:09.882	83.374
4	8:50.792	2:09.426	83.668
5	10:59.031	2:08.239	84.442

RIVER RIDGE RECYCLING ARMOY ROAD RACE

Sorted on Best Lap time

SUPERBIKE

Armoys 3.008 Miles

Group B Superbike Qualifying for Championship Race

27/07/2012 18:20

Practice started at 19:02:23

Pos	Class	No.	Name	Machine	Sponsor	SpdTr	Best
1	SBKR	77	Ryan FARQUHAR	Kawasaki	KMR Kawasaki	157.938	
2	SBKR	13	Adrian ARCHIBALD	Kawasaki	AMA Racing	147.869	
3	SBKR	71	Davy MORGAN	Suzuki	Strangford Holiday Park	153.896	
4	SBKR	111	Brian McCORMACK	Honda	CD Racing	146.799	
5	SBKR	65	Michael SWEENEY	BMW	MJR Racing	150.612	
6	SBKR	33	Olie LINSDELL	Yamaha 600	Flitwick Motorcycles	145.354	
7	SBKR	21	Alan CONNOR	Suzuki	Connor Racing	141.060	
8	SBKR	28	Paul GARTLAND	Suzuki	Team GAS Racing	132.431	
9	SBKR	113	Ronan PENTONY	Yamaha	RPMcycles.ie	140.086	
10	SBKR	27	James McCANN	Yamaha 600	Dixons Contractors	142.172	
11	SBKR	144	Emmett BURKE	Honda	Sunflame	127.241	

RIVER RIDGE RECYCLING ARMOY ROAD RACE

SUPERBIKE


Combined Qualifying for Superbike Race



Pos	Class	No	Name	-----Best Time / Qual Laps-----		Overall Best Time / Speed / Total Qual Laps
				Session A	Session B	
Qualifying Classification						
1	SBKR	6	William DUNLOP	1:44.514	-----	1:44.514 103.611
2	SBKR	3	Michael DUNLOP	1:44.644	-----	1:44.644 103.482
3	SBKR	77	Ryan FARQUHAR	-----	1:44.874	1:44.874 103.255
4	SBKR	13	Adrian ARCHIBALD	-----	1:45.920	1:45.920 102.236
5	SBKR	2	Guy MARTIN	1:46.381	-----	1:46.381 101.793
6	SBKR	16	John BURROWS	1:46.678	-----	1:46.678 101.509
7	SBKR	10	Conor CUMMINS	1:46.963	-----	1:46.963 101.239
8	SBKR	82	Derek SHEILS	1:47.720	-----	1:47.720 100.527
9	SBKR	44	Jamie HAMILTON	1:48.431	-----	1:48.431 99.868
10	SBKR	71	Davy MORGAN	-----	1:48.965	1:48.965 99.379
11	SBKR	111	Brian McCORMACK	-----	1:49.347	1:49.347 99.032
12	SBKR	86	Derek McGEE	1:50.129	-----	1:50.129 98.328
13	SBKR	65	Michael SWEENEY	-----	1:51.624	1:51.624 97.011
14	SBKR	33	Olie LINSDELL	-----	1:52.861	1:52.861 95.948
15	SBKR	150	William DAVISON	1:53.117	-----	1:53.117 95.731
16	SBKR	61	John WALSH	1:53.320	-----	1:53.320 95.559
17	SBKR	93	Paul CRANSTON	1:54.397	-----	1:54.397 94.660
18	SBKR	26	Dennis BOOTH	1:55.509	-----	1:55.509 93.749
19	SBKR	24	Craig SHIRLAW	1:56.213	-----	1:56.213 93.181
20	SBKR	21	Alan CONNOR	-----	1:56.480	1:56.480 92.967
21	SBKR	28	Paul GARTLAND	-----	1:56.876	1:56.876 92.652
22	SBKR	11	Callum LAIDLAW	1:57.122	-----	1:57.122 92.457
23	SBKR	96	Andy FARRELL	1:57.246	-----	1:57.246 92.360
24	SBKR	113	Ronan PENTONY	-----	1:57.715	1:57.715 91.992
25	SBKR	103	Reuben McPHEE	1:58.545	-----	1:58.545 91.348
26	SBKR	27	James McCANN	-----	1:58.682	1:58.682 91.242
27	SBKR	68	Gareth EVANS	1:59.055	-----	1:59.055 90.956
28	SBKR	80	Phill ARCHER	2:01.336	-----	2:01.336 89.246
29	SBKR	57	Ian MORRELL	2:01.801	-----	2:01.801 88.906
30	SBKR	144	Emmett BURKE	-----	2:08.239	2:08.239 84.442

Provisional result to be confirmed by the Stewards of the Meeting subject to completion of technical inspections & the time limit for protests

Page 1 / 1

Circuit	Armoiy	Signed	 Chief Timekeeper	Organising Club	Armoiy MRRC
Length(miles)	3.0080	Issued At:			
Weather					
Track					



MCUI Ulster
Centre Timing
powered by
e-Laps timing software

www.elaps-timing.com



RIVER RIDGE RECYCLING ARMOY ROAD RACE

SUPERBIKE

Armoey 3.008 Miles

R10: River Ridge Recycling Race of Legends Grand Final

28/07/2012 16:00

Race (10 Laps)

RACE 10 - GRAND FINAL

144	113	10		
96	11	28	C	9
24	21	61	8	
33	65	71	7	
86	111	71	B	6
82	10	16	5	
2	13	6	A	4
77	3	6	A	3
		POLE POSITION	A	2
				1



RIVER RIDGE RECYCLING ARMOY ROAD RACE

SUPERBIKE

Race 10 - River Ridge Recycling Race of Legends

Saturday, 28 July 2012



Pos	Class	No	Name	Machine / Sponsor	Gp	Laps	Total Time	Behind	Speed	-----Best Lap-----		
										Time	Speed	On

Race Classification

1	SBKR	3	Michael DUNLOP	Honda - Hunts/McAdoo Racing	a	8	13:53.649		103.917	1:42.262	105.893	8
2	SBKR	77	Ryan FARQUHAR	Kawasaki - KMR Kawasaki	a	8	13:58.017	4.368	103.375	1:42.437	105.712	6
3	SBKR	2	Guy MARTIN	Suzuki - Tyco Suzuki by TAS Racing	a	8	14:07.474	13.825	102.222	1:44.023	104.100	4
4	SBKR	10	Conor CUMMINS	Suzuki - Tyco Suzuki by TAS Racing	a	8	14:19.712	26.063	100.767	1:45.896	102.259	8
5	SBKR	13	Adrian ARCHIBALD	Kawasaki - AMA Racing	a	8	14:29.195	35.546	99.667	1:46.198	101.968	3
6	SBKR	82	Derek SHEILS	Honda - Amigos	a	8	14:30.415	36.766	99.528	1:47.143	101.069	4
7	SBKR	111	Brian McCORMACK	Honda - CD Racing	b	8	14:40.604	46.955	98.376	1:49.061	99.291	3
8	SBKR	86	Derek McGEE	Yamaha 600	b	8	14:43.501	49.852	98.054	1:48.992	99.354	7
9	SBKR	33	Olie LINSDELL	Yamaha 600 - Flitwick Motorcycles	b	8	14:54.581	1:00.932	96.839	1:50.183	98.280	8
10	SBKR	61	John WALSH	Honda	b	8	15:09.870	1:16.221	95.212	1:51.416	97.193	6
11	SBKR	21	Alan CONNOR	Suzuki - Connor Racing	b	8	15:26.668	1:33.019	93.486	1:52.601	96.170	8
12	SBKR	113	Ronan PENTONY	Yamaha - RPMcycles.ie	c	7	13:25.955	1 Lap	94.052	1:51.693	96.951	7
13	SBKR	28	Paul GARTLAND	Suzuki - Team GAS Racing	c	7	13:30.955	5.000	93.472	1:53.311	95.567	4
14	SBKR	93	Paul CRANSTON	Honda 600 - P & J Fuel Haulage	b	7	13:40.628	14.673	92.370	1:55.347	93.880	6
15	SBKR	26	Dennis BOOTH	Yamaha 600	c	7	13:58.246	32.291	90.429	1:56.970	92.578	7
16	SBKR	144	Emmett BURKE	Honda - Sunflame	c	7	14:58.311	1:32.356	84.382	2:06.627	85.517	6

Fastest Lap / New Lap Record 105.893 mph (Previously 105.217 mph)


SBKR	3	Michael DUNLOP	Honda - Hunts/McAdoo Racing	a						1:42.262	105.893	8
------	---	----------------	-----------------------------	---	--	--	--	--	--	----------	---------	---

Not Classified

DNF	SBKR	65	Michael SWEENEY	BMW - MJR Racing	b	4	7:25.076	4 Laps	97.321	1:49.063	99.289	3
DNF	SBKR	16	John BURROWS	Suzuki - Cookstown BE Racing	a	1	1:54.789	7 Laps	94.337	1:54.789	94.337	1

Provisional result to be confirmed by the Stewards of the Meeting subject to completion of technical inspections & the time limit for protests

Page 1 / 1

Circuit	Armoiy	Signed		Organising Club	Armoiy MRRC
Length(miles)	3.0080		Chief Timekeeper	Race Started	17:27
Weather	Cloudy	Issued At:	17:43	Gp Time Diff - b	19.22 / c 39.01
Track	Dry				



MCUI Ulster
Centre Timing
powered by
e-Laps timing software

www.elaps-timing.com



RIVER RIDGE RECYCLING ARMOY ROAD RACE

SUPERBIKE

Race 10 - River Ridge Recycling Race of Legends

Saturday, 28 July 2012

DETAILED RESULT



Race Classification

1 3 Michael DUNLOP

Total Time **13:53.649** Avg Speed **103.917** Behind
Best Time **1:42.262** Best Speed **105.893** On **8** Gp **a**

Lap	Elapsed Time	Lap Time	Lap Speed
1	1:50.489	1:50.489	98.008
2	3:35.460	1:44.971	103.160
3	5:19.812	1:44.352	103.772
4	7:03.335	1:43.523	104.603
5	8:45.919	1:42.584	105.560
6	10:28.398	1:42.479	105.668
7	12:11.387	1:42.989	105.145
8	13:53.649	1:42.262	105.893

2 77 Ryan FARQUHAR

Total Time **13:58.017** Avg Speed **103.375** Behind **4.368**
Best Time **1:42.437** Best Speed **105.712** On **6** Gp **a**

Lap	Elapsed Time	Lap Time	Lap Speed
1	1:50.089	1:50.089	98.364
2	3:35.397	1:45.308	102.830
3	5:20.313	1:44.916	103.214
4	7:03.618	1:43.305	104.824
5	8:46.175	1:42.557	105.588
6	10:28.612	1:42.437	105.712
7	12:12.696	1:44.084	104.039
8	13:58.017	1:45.321	102.817

3 2 Guy MARTIN

Total Time **14:07.474** Avg Speed **102.222** Behind **13.825**
Best Time **1:44.023** Best Speed **104.100** On **4** Gp **a**

Lap	Elapsed Time	Lap Time	Lap Speed
1	1:51.353	1:51.353	97.247
2	3:36.393	1:45.040	103.092
3	5:20.568	1:44.175	103.948
4	7:04.591	1:44.023	104.100
5	8:49.003	1:44.412	103.712
6	10:34.706	1:45.703	102.446
7	12:20.221	1:45.515	102.628
8	14:07.474	1:47.253	100.965

Race Classification

4 10 Conor CUMMINS

Total Time **14:19.712** Avg Speed **100.767** Behind **26.063**
Best Time **1:45.896** Best Speed **102.259** On **8** Gp **a**

Lap	Elapsed Time	Lap Time	Lap Speed
1	1:53.105	1:53.105	95.741
2	3:39.965	1:46.860	101.336
3	5:26.824	1:46.859	101.337
4	7:13.384	1:46.560	101.622
5	9:00.074	1:46.690	101.498
6	10:46.613	1:46.539	101.642
7	12:33.816	1:47.203	101.012
8	14:19.712	1:45.896	102.259

5 13 Adrian ARCHIBALD

Total Time **14:29.195** Avg Speed **99.667** Behind **35.546**
Best Time **1:46.198** Best Speed **101.968** On **3** Gp **a**

Lap	Elapsed Time	Lap Time	Lap Speed
1	1:53.981	1:53.981	95.005
2	3:41.457	1:47.476	100.756
3	5:27.655	1:46.198	101.968
4	7:13.873	1:46.218	101.949
5	9:00.833	1:46.960	101.242
6	10:48.072	1:47.239	100.978
7	12:38.111	1:50.039	98.409
8	14:29.195	1:51.084	97.483

6 82 Derek SHEILS

Total Time **14:30.415** Avg Speed **99.528** Behind **36.766**
Best Time **1:47.143** Best Speed **101.069** On **4** Gp **a**

Lap	Elapsed Time	Lap Time	Lap Speed
1	1:55.916	1:55.916	93.419
2	3:44.941	1:49.025	99.324
3	5:32.256	1:47.315	100.907
4	7:19.399	1:47.143	101.069
5	9:06.544	1:47.145	101.067
6	10:54.122	1:47.578	100.660
7	12:41.836	1:47.714	100.533
8	14:30.415	1:48.579	99.732



MCUI Ulster
Centre Timing
powered by
e-Laps timing software

www.elaps-timing.com



RIVER RIDGE RECYCLING ARMOY ROAD RACE



SUPERBIKE

Race 10 - River Ridge Recycling Race of Legends

Saturday, 28 July 2012

DETAILED RESULT

Race Classification

7 111 Brian McCORMACK

Total Time **14:40.604** Avg Speed **98.376** Behind **46.955**
 Best Time **1:49.061** Best Speed **99.291** On **3** Gp **b**

Lap	Elapsed Time	Lap Time	Lap Speed
1	1:55.285	1:55.285	93.931
2	3:44.437	1:49.152	99.208
3	5:33.498	1:49.061	99.291
4	7:22.679	1:49.181	99.182
5	9:11.850	1:49.171	99.191
6	11:00.996	1:49.146	99.214
7	12:50.578	1:49.582	98.819
8	14:40.604	1:50.026	98.420

8 86 Derek McGEE

Total Time **14:43.501** Avg Speed **98.054** Behind **49.852**
 Best Time **1:48.992** Best Speed **99.354** On **7** Gp **b**

Lap	Elapsed Time	Lap Time	Lap Speed
1	1:56.104	1:56.104	93.268
2	3:45.572	1:49.468	98.922
3	5:34.816	1:49.244	99.125
4	7:25.328	1:50.512	97.988
5	9:15.428	1:50.100	98.354
6	11:05.096	1:49.668	98.742
7	12:54.088	1:48.992	99.354
8	14:43.501	1:49.413	98.972

9 33 Olie LINSDELL

Total Time **14:54.581** Avg Speed **96.839** Behind **1:00.932**
 Best Time **1:50.183** Best Speed **98.280** On **8** Gp **b**

Lap	Elapsed Time	Lap Time	Lap Speed
1	1:58.489	1:58.489	91.391
2	3:49.866	1:51.377	97.227
3	5:40.758	1:50.892	97.652
4	7:31.569	1:50.811	97.723
5	9:22.627	1:51.058	97.506
6	11:13.085	1:50.458	98.035
7	13:04.398	1:51.313	97.282
8	14:54.581	1:50.183	98.280

Race Classification

10 61 John WALSH

Total Time **15:09.870** Avg Speed **95.212** Behind **1:16.221**
 Best Time **1:51.416** Best Speed **97.193** On **6** Gp **b**

Lap	Elapsed Time	Lap Time	Lap Speed
1	2:01.257	2:01.257	89.305
2	3:54.923	1:53.666	95.269
3	5:48.030	1:53.107	95.739
4	7:41.351	1:53.321	95.559
5	9:34.182	1:52.831	95.974
6	11:25.598	1:51.416	97.193
7	13:17.320	1:51.722	96.926
8	15:09.870	1:52.550	96.213

11 21 Alan CONNOR

Total Time **15:26.668** Avg Speed **93.486** Behind **1:33.019**
 Best Time **1:52.601** Best Speed **96.170** On **8** Gp **b**

Lap	Elapsed Time	Lap Time	Lap Speed
1	2:04.760	2:04.760	86.797
2	4:01.083	1:56.323	93.093
3	5:56.970	1:55.887	93.443
4	7:52.563	1:55.593	93.680
5	9:47.199	1:54.636	94.462
6	11:40.877	1:53.678	95.259
7	13:34.067	1:53.190	95.669
8	15:26.668	1:52.601	96.170

12 113 Ronan PENTONY

Total Time **13:25.955** Avg Speed **94.052** Behind **1 Lap**
 Best Time **1:51.693** Best Speed **96.951** On **7** Gp **c**

Lap	Elapsed Time	Lap Time	Lap Speed
1	1:59.090	1:59.090	90.930
2	3:53.222	1:54.132	94.880
3	5:48.146	1:54.924	94.226
4	7:43.400	1:55.254	93.956
5	9:38.168	1:54.768	94.354
6	11:34.262	1:56.094	93.276
7	13:25.955	1:51.693	96.951

13 28 Paul GARTLAND

Total Time **13:30.955** Avg Speed **93.472** Behind **5.000**
 Best Time **1:53.311** Best Speed **95.567** On **4** Gp **c**

Lap	Elapsed Time	Lap Time	Lap Speed
1	2:02.575	2:02.575	88.344
2	3:57.117	1:54.542	94.540
3	5:51.080	1:53.963	95.020
4	7:44.391	1:53.311	95.567
5	9:39.380	1:54.989	94.172
6	11:34.261	1:54.881	94.261
7	13:30.955	1:56.694	92.797

RIVER RIDGE RECYCLING ARMOY ROAD RACE



SUPERBIKE

Race 10 - River Ridge Recycling Race of Legends

Saturday, 28 July 2012

DETAILED RESULT

Race Classification

14 93 Paul CRANSTON

Total Time **13:40.628** Avg Speed **92.370** Behind **14.673**

Best Time **1:55.347** Best Speed **93.880** On **6** Gp **b**

Lap	Elapsed Time	Lap Time	Lap Speed
1	2:05.181	2:05.181	86.505
2	4:02.195	1:57.014	92.543
3	5:58.224	1:56.029	93.328
4	7:54.141	1:55.917	93.419
5	9:49.919	1:55.778	93.531
6	11:45.266	1:55.347	93.880
7	13:40.628	1:55.362	93.868

15 26 Dennis BOOTH

Total Time **13:58.246** Avg Speed **90.429** Behind **32.291**

Best Time **1:56.970** Best Speed **92.578** On **7** Gp **c**

Lap	Elapsed Time	Lap Time	Lap Speed
1	2:06.394	2:06.394	85.675
2	4:05.664	1:59.270	90.792
3	6:04.985	1:59.321	90.754
4	8:03.893	1:58.908	91.069
5	10:02.860	1:58.967	91.024
6	12:01.276	1:58.416	91.447
7	13:58.246	1:56.970	92.578

16 144 Emmett BURKE

Total Time **14:58.311** Avg Speed **84.382** Behind **1:32.356**

Best Time **2:06.627** Best Speed **85.517** On **6** Gp **c**

Lap	Elapsed Time	Lap Time	Lap Speed
1	2:11.742	2:11.742	82.197
2	4:20.008	2:08.266	84.425
3	6:28.637	2:08.629	84.186
4	8:36.655	2:08.018	84.588
5	10:44.723	2:08.068	84.555
6	12:51.350	2:06.627	85.517
7	14:58.311	2:06.961	85.292

Not Classified

DNF 65 Michael SWEENEY

Total Time **7:25.076** Avg Speed **97.321** Behind **4 Laps**

Best Time **1:49.063** Best Speed **99.289** On **3** Gp **b**

Lap	Elapsed Time	Lap Time	Lap Speed
1	1:55.436	1:55.436	93.808
2	3:44.873	1:49.437	98.950
3	5:33.936	1:49.063	99.289
4	7:25.076	1:51.140	97.434

Not Classified

DNF 16 John BURROWS

Total Time **1:54.789** Avg Speed **94.337** Behind **7 Laps**

Best Time **1:54.789** Best Speed **94.337** On **1** Gp **a**

Lap	Elapsed Time	Lap Time	Lap Speed
1	1:54.789	1:54.789	94.337

RIVER RIDGE RECYCLING ARMOY ROAD RACE

SUPERBIKE

Race 10 - River Ridge Recycling Race of Legends

LAP CHART



1				
No	Name	G	Elapsed Time	Lap Time
77	Ryan FARQUHAR	a	1:50.089	1:50.089
3	Michael DUNLOP	a	1:50.489	1:50.489
2	Guy MARTIN	a	1:51.353	1:51.353
10	Conor CUMMINS	a	1:53.105	1:53.105
13	Adrian ARCHIBALD	a	1:53.981	1:53.981
16	John BURROWS	a	1:54.789	1:54.789
111	Brian McCORMACK	b	1:55.285	1:55.285
65	Michael SWEENEY	b	1:55.436	1:55.436
82	Derek SHEILS	a	1:55.916	1:55.916
86	Derek McGEE	b	1:56.104	1:56.104
33	Olie LINSDELL	b	1:58.489	1:58.489
113	Ronan PENTONY	c	1:59.090	1:59.090
61	John WALSH	b	2:01.257	2:01.257
28	Paul GARTLAND	c	2:02.575	2:02.575
21	Alan CONNOR	b	2:04.760	2:04.760
93	Paul CRANSTON	b	2:05.181	2:05.181
26	Dennis BOOTH	c	2:06.394	2:06.394
144	Emmett BURKE	c	2:11.742	2:11.742

2				
No	Name	G	Elapsed Time	Lap Time
77	Ryan FARQUHAR	a	3:35.397	1:45.308
3	Michael DUNLOP	a	3:35.460	1:44.971
2	Guy MARTIN	a	3:36.393	1:45.040
10	Conor CUMMINS	a	3:39.965	1:46.860
13	Adrian ARCHIBALD	a	3:41.457	1:47.476
111	Brian McCORMACK	b	3:44.437	1:49.152
65	Michael SWEENEY	b	3:44.873	1:49.437
82	Derek SHEILS	a	3:44.941	1:49.025
86	Derek McGEE	b	3:45.572	1:49.468
33	Olie LINSDELL	b	3:49.866	1:51.377
113	Ronan PENTONY	c	3:53.222	1:54.132
61	John WALSH	b	3:54.923	1:53.666
28	Paul GARTLAND	c	3:57.117	1:54.542
21	Alan CONNOR	b	4:01.083	1:56.323
93	Paul CRANSTON	b	4:02.195	1:57.014
26	Dennis BOOTH	c	4:05.664	1:59.270
144	Emmett BURKE	c	4:20.008	2:08.266

3				
No	Name	G	Elapsed Time	Lap Time
3	Michael DUNLOP	a	5:19.812	1:44.352
77	Ryan FARQUHAR	a	5:20.313	1:44.916
2	Guy MARTIN	a	5:20.568	1:44.175
10	Conor CUMMINS	a	5:26.824	1:46.859
13	Adrian ARCHIBALD	a	5:27.655	1:46.198
82	Derek SHEILS	a	5:32.256	1:47.315
111	Brian McCORMACK	b	5:33.498	1:49.061
65	Michael SWEENEY	b	5:33.936	1:49.063
86	Derek McGEE	b	5:34.816	1:49.244
33	Olie LINSDELL	b	5:40.758	1:50.892
61	John WALSH	b	5:48.030	1:53.107
113	Ronan PENTONY	c	5:48.146	1:54.924
28	Paul GARTLAND	c	5:51.080	1:53.963
21	Alan CONNOR	b	5:56.970	1:55.887
93	Paul CRANSTON	b	5:58.224	1:56.029
26	Dennis BOOTH	c	6:04.985	1:59.321
144	Emmett BURKE	c	6:28.637	2:08.629

4				
No	Name	G	Elapsed Time	Lap Time
3	Michael DUNLOP	a	7:03.335	1:43.523
77	Ryan FARQUHAR	a	7:03.618	1:43.305
2	Guy MARTIN	a	7:04.591	1:44.023
10	Conor CUMMINS	a	7:13.384	1:46.560
13	Adrian ARCHIBALD	a	7:13.873	1:46.218
82	Derek SHEILS	a	7:19.399	1:47.143
111	Brian McCORMACK	b	7:22.679	1:49.181
65	Michael SWEENEY	b	7:25.076	1:51.140
86	Derek McGEE	b	7:25.328	1:50.512
33	Olie LINSDELL	b	7:31.569	1:50.811
61	John WALSH	b	7:41.351	1:53.321
113	Ronan PENTONY	c	7:43.400	1:55.254
28	Paul GARTLAND	c	7:44.391	1:53.311
21	Alan CONNOR	b	7:52.563	1:55.593
93	Paul CRANSTON	b	7:54.141	1:55.917
26	Dennis BOOTH	c	8:03.893	1:58.908
144	Emmett BURKE	c	8:36.655	2:08.018

5				
No	Name	G	Elapsed Time	Lap Time
3	Michael DUNLOP	a	8:45.919	1:42.584
77	Ryan FARQUHAR	a	8:46.175	1:42.557
2	Guy MARTIN	a	8:49.003	1:44.412
10	Conor CUMMINS	a	9:00.074	1:46.690
13	Adrian ARCHIBALD	a	9:00.833	1:46.960
82	Derek SHEILS	a	9:06.544	1:47.145
111	Brian McCORMACK	b	9:11.850	1:49.171
86	Derek McGEE	b	9:15.428	1:50.100
33	Olie LINSDELL	b	9:22.627	1:51.058
61	John WALSH	b	9:34.182	1:52.831
113	Ronan PENTONY	c	9:38.168	1:54.768
28	Paul GARTLAND	c	9:39.380	1:54.989
21	Alan CONNOR	b	9:47.199	1:54.636
93	Paul CRANSTON	b	9:49.919	1:55.778
26	Dennis BOOTH	c	10:02.860	1:58.967
144	Emmett BURKE	c	10:44.723	2:08.068

6				
No	Name	G	Elapsed Time	Lap Time
3	Michael DUNLOP	a	10:28.398	1:42.479
77	Ryan FARQUHAR	a	10:28.612	1:42.437
2	Guy MARTIN	a	10:34.706	1:45.703
10	Conor CUMMINS	a	10:46.613	1:46.539
13	Adrian ARCHIBALD	a	10:48.072	1:47.239
82	Derek SHEILS	a	10:54.122	1:47.578
111	Brian McCORMACK	b	11:00.996	1:49.146
86	Derek McGEE	b	11:05.096	1:49.668
33	Olie LINSDELL	b	11:13.085	1:50.458
61	John WALSH	b	11:25.598	1:51.416
28	Paul GARTLAND	c	11:34.261	1:54.881
113	Ronan PENTONY	c	11:34.262	1:56.094
21	Alan CONNOR	b	11:40.877	1:53.678
93	Paul CRANSTON	b	11:45.266	1:55.347
26	Dennis BOOTH	c	12:01.276	1:58.416
144	Emmett BURKE	c	12:51.350	2:06.627

RIVER RIDGE RECYCLING ARMOY ROAD RACE

SUPERBIKE

Race 10 - River Ridge Recycling Race of Legends

LAP CHART



7

No	Name	G	Elapsed Time	Lap Time
3	Michael DUNLOP	a	12:11.387	1:42.989
77	Ryan FARQUHAR	a	12:12.696	1:44.084
2	Guy MARTIN	a	12:20.221	1:45.515
10	Conor CUMMINS	a	12:33.816	1:47.203
13	Adrian ARCHIBALD	a	12:38.111	1:50.039
82	Derek SHEILS	a	12:41.836	1:47.714
111	Brian McCORMACK	b	12:50.578	1:49.582
86	Derek McGEE	b	12:54.088	1:48.992
33	Olie LINSDELL	b	13:04.398	1:51.313
61	John WALSH	b	13:17.320	1:51.722
113	Ronan PENTONY	c	13:25.955	1:51.693
28	Paul GARTLAND	c	13:30.955	1:56.694
21	Alan CONNOR	b	13:34.067	1:53.190
93	Paul CRANSTON	b	13:40.628	1:55.362
26	Dennis BOOTH	c	13:58.246	1:56.970
144	Emmett BURKE	c	14:58.311	2:06.961

8

No	Name	G	Elapsed Time	Lap Time
3	Michael DUNLOP	a	13:53.649	1:42.262
77	Ryan FARQUHAR	a	13:58.017	1:45.321
2	Guy MARTIN	a	14:07.474	1:47.253
10	Conor CUMMINS	a	14:19.712	1:45.896
13	Adrian ARCHIBALD	a	14:29.195	1:51.084
82	Derek SHEILS	a	14:30.415	1:48.579
111	Brian McCORMACK	b	14:40.604	1:50.026
86	Derek McGEE	b	14:43.501	1:49.413
33	Olie LINSDELL	b	14:54.581	1:50.183
61	John WALSH	b	15:09.870	1:52.550
21	Alan CONNOR	b	15:26.668	1:52.601

RIVER RIDGE RECYCLING ARMOY ROAD RACE
Sorted on Laps

SUPERBIKE

Armoy 3.008 Miles

R10: River Ridge Recycling Race of Legends Grand Final

28/07/2012 16:00

Race (8 Laps) started at 17:27:40

Pos	Class	No.	Name	Machine	Sponsor	SpdTr	Best
1	SBKR	3	Michael DUNLOP	Honda	Hunts/McAdoo Racing	155.666	
2	SBKR	77	Ryan FARQUHAR	Kawasaki	KMR Kawasaki	154.776	
3	SBKR	2	Guy MARTIN	Suzuki	Tyco Suzuki by TAS Racing	156.567	
4	SBKR	10	Conor CUMMINS	Suzuki	Tyco Suzuki by TAS Racing	157.021	
5	SBKR	13	Adrian ARCHIBALD	Kawasaki	AMA Racing	150.892	
6	SBKR	82	Derek SHEILS	Honda	Amigos	151.738	
7	SBKR	111	Brian McCORMACK	Honda	CD Racing	150.333	
8	SBKR	86	Derek McGEE	Yamaha 600		153.605	
9	SBKR	33	Olie LINSDELL	Yamaha 600	Flitwick Motorcycles	147.466	
10	SBKR	61	John WALSH	Honda		146.799	
11	SBKR	21	Alan CONNOR	Suzuki	Connor Racing	149.091	
12	SBKR	113	Ronan PENTONY	Yamaha	RPMcycles.ie	150.892	
13	SBKR	28	Paul GARTLAND	Suzuki	Team GAS Racing	145.484	
14	SBKR	93	Paul CRANSTON	Honda 600	P & J Fuel Haulage	139.007	
15	SBKR	26	Dennis BOOTH	Yamaha 600		133.850	
16	SBKR	144	Emmett BURKE	Honda	Sunflame	129.268	

Not classified ()

DNF	SBKR	65	Michael SWEENEY	BMW	MJR Racing	150.055	
DNF	SBKR	16	John BURROWS	Suzuki	Cookstown BE Racing	151.455	
DNF	SBKR	24	Craig SHIRLAW	Kawasaki 600	Shirlaws Motorcycles	77.499	

Margin of Victory	Avg. Speed	Best Lap Tm	Best Speed	Best Lap by
4.365	103.917	1:42.262	105.893	3 - Michael DUNLOP

Promoted by Armoy Motorcycle Road Racing Club

Orbits

Provisional result to be confirmed by the Stewards of the Meeting subject to the completion of technical inspections and the time limit for protests.

 MCUI (Ulster Centre) Timing @ www.elaps-timing.com

www.amb-it.com
www.mylaps.com

Licensed to: MCUI