

Around A Pound

TANDRAGEE 100

Friday 3rd & Saturday 4th May 2013

promoted by North Armagh MC & CC
www.tandragee100.co.uk



21ST CENTURY BACK CARE

PHILIP RIDDALL MEMORIAL CLASSIC

WILLIAM McCOMBE 500cc/1000cc
R HEATRICK LTD. 350cc
MILLSIDE ENGINEERING 250cc

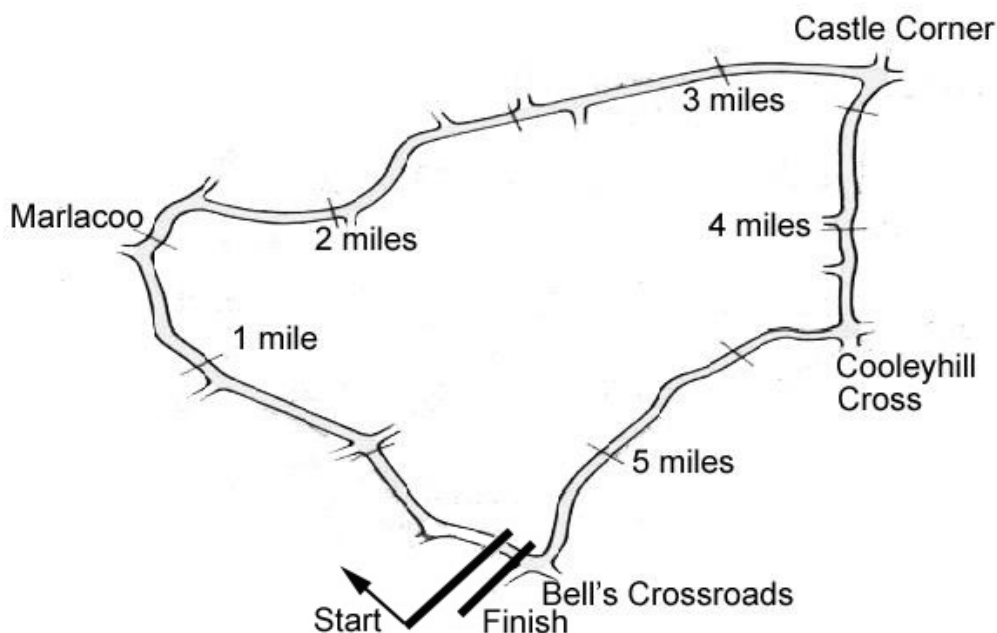


Armagh
City and District Council



2&4
WHEEL MOTORSPORT
STEERING GROUP LTD.

Tandragee Circuit 5.34375 miles



LAP RECORDS

Class	Rider	Machine	m	s	mph	Year
125cc	Robert Dunlop	Honda	3	19.38	96.487	1999
Moto 3	to be established					
Moto 450	Ryan Farquhar	Kawasaki 450	3	23.061	94.738	2012
250cc	Phillip McCallen	Honda	3	10.0	101.25	1991
Supersport 400	Dave Leach	Yamaha	3	20.0	96.19	1995
Supertwins	Adrian Archibald	Kawasaki 650	3	10.196	101.146	2011
Supersport	Michael Dunlop	Yamaha	2	57.522	108.367	2011
Superbike	Michael Dunlop	Kawasaki	2	56.012	109.297	2011
Senior Support	Victor Gilmore	Kawasaki 750	3	14.29	99.014	1999
Junior Support	Michael Dunlop	Yamaha 250	3	20.909	95.752	2006
Classic 1000cc	Stewart Parkhill	BSA 750	3	29.69	91.74	1996
Classic 500cc	Bob Jackson	Norton	3	27.03	92.921	1998
Classic 350cc	Colin Rodgers	Honda	3	38.59	88.007	1999
Classic 250cc	Gary Long	Suzuki	3	42.23	86.566	1997

MOST WINS at TANDRAGEE 100

Joey Dunlop	18	1971 - 00
Brian Reid	14	1980 - 94
Ryan Farquhar	12	1996 - 12
Ray McCullough	10	1971 - 82
Phillip McCallen	9	1988 - 99
Michael Dunlop	9	2006 - 12
Sam McClements	8	1981 - 89
Robert Dunlop	7	1985 - 06

ALL TIME IRISH ROAD RACE WINNERS (after Cookstown 100 2013)

Most Wins at All Irish Road Race Meetings

1. Ryan Farquhar	199	1995-12
2. Joey Dunlop	156	1971-00
3. Robert Dunlop	135	1980-08
4. Ray McCullough	109	1960-82
Phillip McCallen	109	1987-99
6. William Dunlop	82	2005-13
7. Brian Reid	78	1980-94
8. Darran Lindsay	75	1999-06
9. Michael Dunlop	70	2006-13
10. James Courtney	66	1992-99

AROUND A POUND TANDRAGEE 100

CLASSIC - 21st Century Back Care Philip Riddall Memorial Race

Classic Free Practice

Friday, 03 May 2013




Pos	Class	No	Name	Machine / Sponsor	Time	Best Lap		On	Total Laps
						Behind	Speed		
1	C500	191	Tony WILLIS	Honda 500 - Willis Engineering	4:33.195		70.417	4	5
2	C500	9	Sam KINKEAD	Drixton Honda 500	4:33.952	0.757	70.222	4	5
3	C350	67	Herbie RONAN	Honda 350	4:34.066	0.871	70.193	4	5
4	C350	40	Barry DAVIDSON	Honda 350 - Dempster Racing	4:37.957	4.762	69.210	5	5
5	C500	2	Freddie STEWART	Honda 500	4:41.876	8.681	68.248	5	5
6	C350	211	Tim STEPHENSON	Seeley Honda 350 - John Bell	4:42.072	8.877	68.201	5	5
7	C500	8	Allan BREW	Seeley G50 496 - Mike & Dawn Jacobs	4:42.542	9.347	68.087	4	5
8	C500	50	Martin LYONS	Honda 500 - Ewing Racing	4:45.269	12.074	67.436	2	2
9	C500	75	John PEMBERTON	Norton 500	4:45.610	12.415	67.356	4	5
10	C1000	11	John SCOTT	R North Triumph 930	4:47.200	14.005	66.983	2	2
11	C1000	63	Bob PRICE	Weslake 850	4:48.967	15.772	66.573	5	5
12	C500	5	Gary JAMISON	Honda 500	4:51.734	18.539	65.942	2	5
13	C1000	101	Robert McCURUM	Norton Weslake 950 - ATH	4:51.899	18.704	65.905	5	5
14	C350	44	Sean HENRY	Drixton Honda 350 - HMS	4:51.924	18.729	65.899	4	5
15	C350	34	Sean LEONARD	Honda 350 - Leonard Coaches	4:53.213	20.018	65.609	4	5
16	C250	76	Philip SHAW	Suzuki 250	4:54.340	21.145	65.358	5	5
17	C350	36	Davie HASTINGS	Drixton Honda 350	4:54.422	21.227	65.340	3	5
18	C250	27	Bryan ALLAN	Honda 250 - Dempster Racing	4:57.145	23.950	64.741	4	5
19	C350	46	Joe LOCKHART	Honda 350 - Davies Motorsport	5:02.597	29.402	63.575	4	5
20	C250	20	Gary HUTTON	Honda 198 - Dempster Racing	5:05.438	32.243	62.983	3	5
21	C250	43	Alex McVICKER	Honda 250 - John Ennis	5:06.485	33.290	62.768	5	5
22	C350	99	Mark McCLOSKEY	Honda 350	5:26.585	53.390	58.905	3	4
23	C500	70	Pat MURRAY	Triumph 490 - HMS	5:27.430	54.235	58.753	2	5
24	C350	28	Ivan CROWE	Honda 350	5:28.116	54.921	58.630	2	5
25	C350	24	George STINSON	Honda 350	5:34.738	1:01.543	57.470	4	5
26	C350	32	Rob JONES	Honda 350	5:37.680	1:04.485	56.970	4	4
27	C500	45	Les CROSS	Seeley G50 496	5:38.018	1:04.823	56.913	4	4
28	C250	30	Robert WRIGHT	Honda 250	5:45.461	1:12.266	55.686	4	4
29	C250	69	Allen GIBSON	Honda 250	6:07.153	1:33.958	52.396	4	4
30	C250	134	Trevor STEWART	Honda 250 - TJR Racing	9:51.039	5:17.844	32.549	1	1

Free Practice Classification

Provisional result to be confirmed by the Stewards of the Meeting subject to completion of technical inspections & the time limit for protests

Page 1 / 1

Circuit	Tandragee	Signed		Organising Club	North Armagh MC&CC
Length(miles)	5.3438 Lap 1 (5.2368)		Chief Timekeeper		
Weather	Rain	Issued At:	18:57	Practice Started	18:24
Track	Wet				



MCUI Ulster
Centre Timing
powered by
e-Laps timing software

www.elaps-timing.com



AROUND A POUND TANDRAGEE 100

CLASSIC - 21st Century Back Care Philip Riddall Memorial Ra

Classic Free Practice

Friday, 03 May 2013

DETAILED RESULT



Free Practice Classification

Position

1 191 Tony WILLIS

Behind

Best Time **4:33.195** Best Speed **70.417** On **4** Gp **a**

Lap	Elapsed Time	Lap Time	Lap Speed
1	7:54.651	7:54.651	39.718
2	12:42.268	4:47.617	66.886
3	17:23.222	4:40.954	68.472
4	21:56.417	4:33.195	70.417
5	26:29.620	4:33.203	70.415

2 9 Sam KINKEAD

Behind **0.757**

Best Time **4:33.952** Best Speed **70.222** On **4** Gp **a**

Lap	Elapsed Time	Lap Time	Lap Speed
1	6:30.100	6:30.100	48.327
2	11:18.713	4:48.613	66.655
3	16:00.759	4:42.046	68.207
4	20:34.711	4:33.952	70.222
5	25:13.863	4:39.152	68.914

3 67 Herbie RONAN

Behind **0.871**

Best Time **4:34.066** Best Speed **70.193** On **4** Gp **a**

Lap	Elapsed Time	Lap Time	Lap Speed
1	6:26.516	6:26.516	48.775
2	11:21.403	4:54.887	65.237
3	16:04.057	4:42.654	68.060
4	20:38.123	4:34.066	70.193
5	25:15.051	4:36.928	69.468

4 40 Barry DAVIDSON

Behind **4.762**

Best Time **4:37.957** Best Speed **69.210** On **5** Gp **a**

Lap	Elapsed Time	Lap Time	Lap Speed
1	7:01.534	7:01.534	44.723
2	12:10.630	5:09.096	62.238
3	17:05.023	4:54.393	65.346
4	21:48.661	4:43.638	67.824
5	26:26.618	4:37.957	69.210

Free Practice Classification

Position

5 2 Freddie STEWART

Behind **8.681**

Best Time **4:41.876** Best Speed **68.248** On **5** Gp **a**

Lap	Elapsed Time	Lap Time	Lap Speed
1	5:43.900	5:43.900	54.819
2	10:38.270	4:54.370	65.351
3	15:26.647	4:48.377	66.710
4	20:14.469	4:47.822	66.838
5	24:56.345	4:41.876	68.248

6 211 Tim STEPHENSON

Behind **8.877**

Best Time **4:42.072** Best Speed **68.201** On **5** Gp **a**

Lap	Elapsed Time	Lap Time	Lap Speed
1	5:58.982	5:58.982	52.516
2	10:44.811	4:45.829	67.304
3	15:27.413	4:42.602	68.073
4	20:15.676	4:48.263	66.736
5	24:57.748	4:42.072	68.201

7 8 Allan BREW

Behind **9.347**

Best Time **4:42.542** Best Speed **68.087** On **4** Gp **a**

Lap	Elapsed Time	Lap Time	Lap Speed
1	7:02.865	7:02.865	44.582
2	12:12.164	5:09.299	62.197
3	17:13.322	5:01.158	63.878
4	21:55.864	4:42.542	68.087
5	26:40.679	4:44.815	67.544

8 50 Martin LYONS

Behind **12.074**

Best Time **4:45.269** Best Speed **67.436** On **2** Gp **a**

Lap	Elapsed Time	Lap Time	Lap Speed
1	5:34.484	5:34.484	56.362
2	10:19.753	4:45.269	67.436

9 75 John PEMBERTON

Behind **12.415**

Best Time **4:45.610** Best Speed **67.356** On **4** Gp **a**

Lap	Elapsed Time	Lap Time	Lap Speed
1	7:57.915	7:57.915	39.447
2	13:04.019	5:06.104	62.846
3	17:54.618	4:50.599	66.199
4	22:40.228	4:45.610	67.356
5	27:28.852	4:48.624	66.652

AROUND A POUND TANDRAGEE 100

CLASSIC - 21st Century Back Care Philip Riddall Memorial Ra

Classic Free Practice

Friday, 03 May 2013

DETAILED RESULT



Free Practice Classification

Position

10 11 John SCOTT

Behind 14.005

Best Time 4:47.200 Best Speed 66.983 On 2 Gp a

Lap	Elapsed Time	Lap Time	Lap Speed
1	7:05.093	7:05.093	44.349
2	11:52.293	4:47.200	66.983

11 63 Bob PRICE

Behind 15.772

Best Time 4:48.967 Best Speed 66.573 On 5 Gp a

Lap	Elapsed Time	Lap Time	Lap Speed
1	7:59.794	7:59.794	39.292
2	13:06.070	5:06.276	62.811
3	18:03.795	4:57.725	64.615
4	22:54.523	4:50.728	66.170
5	27:43.490	4:48.967	66.573

12 5 Gary JAMISON

Behind 18.539

Best Time 4:51.734 Best Speed 65.942 On 2 Gp a

Lap	Elapsed Time	Lap Time	Lap Speed
1	6:50.633	6:50.633	45.910
2	11:42.367	4:51.734	65.942
3	16:41.798	4:59.431	64.247
4	21:50.431	5:08.633	62.331
5	26:49.353	4:58.922	64.356

13 101 Robert McCRUM

Behind 18.704

Best Time 4:51.899 Best Speed 65.905 On 5 Gp a

Lap	Elapsed Time	Lap Time	Lap Speed
1	7:06.704	7:06.704	44.181
2	12:25.141	5:18.437	60.412
3	17:20.236	4:55.095	65.191
4	22:21.783	5:01.547	63.796
5	27:13.682	4:51.899	65.905

14 44 Sean HENRY

Behind 18.729

Best Time 4:51.924 Best Speed 65.899 On 4 Gp a

Lap	Elapsed Time	Lap Time	Lap Speed
1	6:58.344	6:58.344	45.064
2	12:06.932	5:08.588	62.340
3	17:17.189	5:10.257	62.005
4	22:09.113	4:51.924	65.899
5	27:08.829	4:59.716	64.186

Free Practice Classification

Position

15 34 Sean LEONARD

Behind 20.018

Best Time 4:53.213 Best Speed 65.609 On 4 Gp a

Lap	Elapsed Time	Lap Time	Lap Speed
1	5:57.784	5:57.784	52.692
2	10:58.156	5:00.372	64.046
3	15:52.652	4:54.496	65.323
4	20:45.865	4:53.213	65.609
5	25:55.411	5:09.546	62.147

16 76 Philip SHAW

Behind 21.145

Best Time 4:54.340 Best Speed 65.358 On 5 Gp a

Lap	Elapsed Time	Lap Time	Lap Speed
1	7:11.762	7:11.762	43.664
2	12:35.037	5:23.275	59.508
3	17:29.392	4:54.355	65.355
4	22:26.483	4:57.091	64.753
5	27:20.823	4:54.340	65.358

17 36 Davie HASTINGS

Behind 21.227

Best Time 4:54.422 Best Speed 65.340 On 3 Gp a

Lap	Elapsed Time	Lap Time	Lap Speed
1	7:17.949	7:17.949	43.047
2	12:33.996	5:16.047	60.869
3	17:28.418	4:54.422	65.340
4	22:25.114	4:56.696	64.839
5	27:19.774	4:54.660	65.287

18 27 Bryan ALLAN

Behind 23.950

Best Time 4:57.145 Best Speed 64.741 On 4 Gp a

Lap	Elapsed Time	Lap Time	Lap Speed
1	6:54.077	6:54.077	45.528
2	12:08.502	5:14.425	61.183
3	17:11.215	5:02.713	63.550
4	22:08.360	4:57.145	64.741
5	27:06.837	4:58.477	64.452

AROUND A POUND TANDRAGEE 100

CLASSIC - 21st Century Back Care Philip Riddall Memorial Ra

Classic Free Practice

Friday, 03 May 2013

DETAILED RESULT



Free Practice Classification

Position

19 46 Joe LOCKHART

Behind 29.402

Best Time 5:02.597 Best Speed 63.575 On 4 Gp a

Lap	Elapsed Time	Lap Time	Lap Speed
1	6:42.133	6:42.133	46.881
2	12:06.068	5:23.935	59.387
3	17:16.670	5:10.602	61.936
4	22:19.267	5:02.597	63.575
5	27:24.036	5:04.769	63.122

20 20 Gary HUTTON

Behind 32.243

Best Time 5:05.438 Best Speed 62.983 On 3 Gp a

Lap	Elapsed Time	Lap Time	Lap Speed
1	6:52.425	6:52.425	45.711
2	12:06.310	5:13.885	61.288
3	17:11.748	5:05.438	62.983
4	22:25.490	5:13.742	61.316
5	27:40.251	5:14.761	61.118

21 43 Alex McVICKER

Behind 33.290

Best Time 5:06.485 Best Speed 62.768 On 5 Gp a

Lap	Elapsed Time	Lap Time	Lap Speed
1	6:57.772	6:57.772	45.126
2	12:36.855	5:39.083	56.734
3	18:03.156	5:26.301	58.956
4	23:26.004	5:22.848	59.587
5	28:32.489	5:06.485	62.768

22 99 Mark McCLOSKEY

Behind 53.390

Best Time 5:26.585 Best Speed 58.905 On 3 Gp a

Lap	Elapsed Time	Lap Time	Lap Speed
1	9:06.452	9:06.452	34.499
2	14:54.314	5:47.862	55.302
3	20:20.899	5:26.585	58.905
4	25:49.086	5:28.187	58.617

Free Practice Classification

Position

23 70 Pat MURRAY

Behind 54.235

Best Time 5:27.430 Best Speed 58.753 On 2 Gp a

Lap	Elapsed Time	Lap Time	Lap Speed
1	7:46.335	7:46.335	40.427
2	13:13.765	5:27.430	58.753
3	18:49.121	5:35.356	57.364
4	24:30.153	5:41.032	56.410
5	30:18.369	5:48.216	55.246

24 28 Ivan CROWE

Behind 54.921

Best Time 5:28.116 Best Speed 58.630 On 2 Gp a

Lap	Elapsed Time	Lap Time	Lap Speed
1	7:47.106	7:47.106	40.360
2	13:15.222	5:28.116	58.630
3	18:50.166	5:34.944	57.435
4	24:23.404	5:33.238	57.729
5	30:12.707	5:49.303	55.074

25 24 George STINSON

Behind 1:01.543

Best Time 5:34.738 Best Speed 57.470 On 4 Gp a

Lap	Elapsed Time	Lap Time	Lap Speed
1	7:04.303	7:04.303	44.431
2	12:56.584	5:52.281	54.608
3	18:47.144	5:50.560	54.876
4	24:21.882	5:34.738	57.470
5	30:10.721	5:48.839	55.147

26 32 Rob JONES

Behind 1:04.485

Best Time 5:37.680 Best Speed 56.970 On 4 Gp a

Lap	Elapsed Time	Lap Time	Lap Speed
1	8:30.609	8:30.609	36.921
2	14:23.998	5:53.389	54.437
3	20:16.401	5:52.403	54.589
4	25:54.081	5:37.680	56.970

AROUND A POUND TANDRAGEE 100

CLASSIC - 21st Century Back Care Philip Riddall Memorial Ra

Classic Free Practice

Friday, 03 May 2013

DETAILED RESULT



Free Practice Classification

Position

27 45 Les CROSS

Behind 1:04.823

Best Time 5:38.018 Best Speed 56.913 On 4 Gp a

Lap	Elapsed Time	Lap Time	Lap Speed
1	8:27.121	8:27.121	37.175
2	14:20.801	5:53.680	54.392
3	20:15.337	5:54.536	54.261
4	25:53.355	5:38.018	56.913

28 30 Robert WRIGHT

Behind 1:12.266

Best Time 5:45.461 Best Speed 55.686 On 4 Gp a

Lap	Elapsed Time	Lap Time	Lap Speed
1	7:24.288	7:24.288	42.433
2	13:42.325	6:18.037	50.888
3	19:37.632	5:55.307	54.143
4	25:23.093	5:45.461	55.686

29 69 Allen GIBSON

Behind 1:33.958

Best Time 6:07.153 Best Speed 52.396 On 4 Gp a

Lap	Elapsed Time	Lap Time	Lap Speed
1	7:51.970	7:51.970	39.944
2	14:06.818	6:14.848	51.321
3	20:14.086	6:07.268	52.380
4	26:21.239	6:07.153	52.396

30 134 Trevor STEWART

Behind 5:17.844

Best Time 9:51.039 Best Speed 32.549 On 1 Gp a

Lap	Elapsed Time	Lap Time	Lap Speed
1	9:51.039	9:51.039	31.897

AROUND A POUND TANDRAGEE 100

CLASSIC - 21st Century Back Care

Tandragee 5.344 Miles

R4: Millside Eng/R Heatrick/W McCombe Classic

Race (5 Laps)

RACE 4 - CLASSIC

134

14

30

69

13

28

34

32

35

45

33

12

24

70

11

20

29

43

30

99

28

10

44

46

9

76

24

27

25

1

23

B

21

22

8

7

63

19

20

6

50

17

75

18

5

71

14

9

15

191

13

4

67

36

3

40

9

34

10

211

8

2

2

5

1

101

4

11

5


8

3

A

POLE POSITION 1

2



AROUND A POUND TANDRAGEE 100

CLASSIC - 21st Century Back Care Philip Riddall Memorial Rac

Race 4 - Millside Eng./R Heatrick/W McCombe Classic

Saturday, 04 May 2013



Pos	Class	No	Name	Machine / Sponsor	Gp	Laps	Total Time	Behind	Speed	-----Best Lap-----		
										Time	Speed	On

Race Classification

1	C1000	101	Robert McCRUM	Norton Weslake 950 - ATH	a	5	18:20.027		87.091	3:37.324	88.520	4
2	C1000	11	John SCOTT	R North Triumph 930	a	5	18:38.101	18.074	85.683	3:41.572	86.823	3
3	C1000	63	Bob PRICE	Weslake 850	a	5	19:01.775	41.748	83.906	3:46.260	85.024	4
4	C500	8	Allan BREW	Seeley G50 496 - Mike & Dawn Jacobs	a	5	19:13.282	53.255	83.069	3:49.330	83.886	2
5	C350	40	Barry DAVIDSON	Honda 350 - Dempster Racing	a	5	19:19.263	59.236	82.641	3:47.411	84.594	5
6	C350	34	Sean LEONARD	Honda 350 - Leonard Coaches	a	5	19:19.742	59.715	82.607	3:46.876	84.793	5
7	C500	75	John PEMBERTON	Norton 500	a	5	19:20.267	1:00.240	82.569	3:49.271	83.907	4
8	C350	36	Davie HASTINGS	Drixton Honda 350	a	5	20:06.273	1:46.246	79.420	3:58.506	80.658	5
9	C350	67	Herbie RONAN	Honda 350	a	5	20:08.955	1:48.928	79.244	3:57.027	81.162	5
10	C500	9	Sam KINKEAD	Drixton Honda 500	a	5	20:19.346	1:59.319	78.569	3:58.893	80.528	5
11	C250	76	Philip SHAW	Suzuki 250	b	5	20:40.563	2:20.536	77.225	4:04.305	78.744	2
12	C250	1	R J WOOLSEY	Suzuki 250	b	5	21:01.057	2:41.030	75.970	4:01.418	79.685	5
13	C250	27	Bryan ALLAN	Honda 250 - Dempster Racing	b	5	21:01.585	2:41.558	75.938	4:10.455	76.810	3
14	C350	46	Joe LOCKHART	Honda 350 - Davies Motorsport	b	5	21:02.702	2:42.675	75.871	4:11.124	76.606	4
15	C500	70	Pat MURRAY	Triumph 490 - HMS	b	4	17:12.397	1 Lap	74.162	4:15.939	75.164	4
16	C500	45	Les CROSS	Seeley G50 496	b	4	17:29.237	16.840	72.972	4:17.688	74.654	4
17	C250	20	Gary HUTTON	Honda 198 - Dempster Racing	b	4	17:32.185	19.788	72.767	4:21.620	73.532	4
18	C250	43	Alex McVICKER	Honda 250 - John Ennis	b	4	17:49.261	36.864	71.605	4:21.237	73.640	4
19	C350	28	Ivan CROWE	Honda 350	b	4	17:49.855	37.458	71.566	4:22.617	73.253	4
20	C350	99	Mark McCLOSKEY	Honda 350	b	4	17:54.634	42.237	71.247	4:22.731	73.221	4
21	C350	32	Rob JONES	Honda 350	b	4	18:37.629	1:25.232	68.506	4:36.886	69.478	4
22	C250	30	Robert WRIGHT	Honda 250	b	4	20:09.877	2:57.480	63.283	4:58.487	64.450	4
23	C250	69	Allen GIBSON	Honda 250	b	4	21:58.510	4:46.113	58.069	5:24.609	59.264	3
24	C250	134	Trevor STEWART	Honda 250 - TJR Racing	b	3	17:53.923	2 Laps	53.381	5:56.097	54.023	3

Fastest Lap


C1000	101	Robert McCRUM	Norton Weslake 950 - ATH	a						3:37.324	88.520	4
-------	-----	---------------	--------------------------	---	--	--	--	--	--	----------	--------	---

Not Classified

DNF	C350	44	Sean HENRY	Drixton Honda 350 - HMS	b	4	16:43.959	1 Lap	76.263	4:07.314	77.786	4
DNF	C500	5	Gary JAMISON	Honda 500	a	3	11:42.338	2 Laps	81.624	3:53.701	82.317	2
DNF	C500	2	Freddie STEWART	Honda 500	a	2	7:50.730	3 Laps	80.916	3:56.485	81.348	2
DNF	C350	24	George STINSON	Honda 350	b	2	8:26.695	35.965	75.173	4:10.892	76.676	2
DNF	C500	191	Tony WILLIS	Honda 500 - Willis Engineering	a	1	3:57.828	4 Laps	79.269	3:57.828	79.269	1

Provisional result to be confirmed by the Stewards of the Meeting subject to completion of technical inspections & the time limit for protests

Page 1 / 1

Circuit	Tandragee	Signed		Organising Club	North Armagh MC&CC
Length(miles)	5.3438 Lap 1 (5.2368)		Chief Timekeeper	Race Started	14:20
Weather	Sunny	Issued At:	14:47	Gp Time Diff - b	68.34
Track	Dry				



MCUI Ulster
Centre Timing
powered by
e-Laps timing software

www.elaps-timing.com



AROUND A POUND TANDRAGEE 100

CLASSIC - 21st Century Back Care Philip Riddall Memorial Ra

Race 4 - Millside Eng./R Heatrick/W McCombe Classic

Saturday, 04 May 2013

DETAILED RESULT



Race Classification

1 101 Robert McCRUM

Total Time **18:20.027** Avg Speed **87.091** Behind
Best Time **3:37.324** Best Speed **88.520** On 4 Gp a

Lap	Elapsed Time	Lap Time	Lap Speed
1	3:42.617	3:42.617	84.685
2	7:22.006	3:39.389	87.687
3	11:03.739	3:41.733	86.760
4	14:41.063	3:37.324	88.520
5	18:20.027	3:38.964	87.857

2 11 John SCOTT

Total Time **18:38.101** Avg Speed **85.683** Behind **18.074**
Best Time **3:41.572** Best Speed **86.823** On 3 Gp a

Lap	Elapsed Time	Lap Time	Lap Speed
1	3:41.997	3:41.997	84.921
2	7:24.415	3:42.418	86.493
3	11:05.987	3:41.572	86.823
4	14:50.553	3:44.566	85.665
5	18:38.101	3:47.548	84.543

3 63 Bob PRICE

Total Time **19:01.775** Avg Speed **83.906** Behind **41.748**
Best Time **3:46.260** Best Speed **85.024** On 4 Gp a

Lap	Elapsed Time	Lap Time	Lap Speed
1	3:51.849	3:51.849	81.313
2	7:39.963	3:48.114	84.333
3	11:28.343	3:48.380	84.235
4	15:14.603	3:46.260	85.024
5	19:01.775	3:47.172	84.683

4 8 Allan BREW

Total Time **19:13.282** Avg Speed **83.069** Behind **53.255**
Best Time **3:49.330** Best Speed **83.886** On 2 Gp a

Lap	Elapsed Time	Lap Time	Lap Speed
1	3:45.350	3:45.350	83.658
2	7:34.680	3:49.330	83.886
3	11:27.540	3:52.860	82.614
4	15:20.121	3:52.581	82.713
5	19:13.282	3:53.161	82.507

Race Classification

5 40 Barry DAVIDSON

Total Time **19:19.263** Avg Speed **82.641** Behind **59.236**
Best Time **3:47.411** Best Speed **84.594** On 5 Gp a

Lap	Elapsed Time	Lap Time	Lap Speed
1	3:55.323	3:55.323	80.112
2	7:51.690	3:56.367	81.388
3	11:43.040	3:51.350	83.153
4	15:31.852	3:48.812	84.076
5	19:19.263	3:47.411	84.594

6 34 Sean LEONARD

Total Time **19:19.742** Avg Speed **82.607** Behind **59.715**
Best Time **3:46.876** Best Speed **84.793** On 5 Gp a

Lap	Elapsed Time	Lap Time	Lap Speed
1	3:58.150	3:58.150	79.161
2	7:52.023	3:53.873	82.256
3	11:45.065	3:53.042	82.549
4	15:32.866	3:47.801	84.449
5	19:19.742	3:46.876	84.793

7 75 John PEMBERTON

Total Time **19:20.267** Avg Speed **82.569** Behind **1:00.240**
Best Time **3:49.271** Best Speed **83.907** On 4 Gp a

Lap	Elapsed Time	Lap Time	Lap Speed
1	3:58.918	3:58.918	78.907
2	7:51.104	3:52.186	82.854
3	11:41.446	3:50.342	83.517
4	15:30.717	3:49.271	83.907
5	19:20.267	3:49.550	83.805

8 36 Davie HASTINGS

Total Time **20:06.273** Avg Speed **79.420** Behind **1:46.246**
Best Time **3:58.506** Best Speed **80.658** On 5 Gp a

Lap	Elapsed Time	Lap Time	Lap Speed
1	4:04.169	4:04.169	77.210
2	8:03.105	3:58.936	80.513
3	12:06.695	4:03.590	78.975
4	16:07.767	4:01.072	79.800
5	20:06.273	3:58.506	80.658



MCUI Ulster
Centre Timing
powered by
e-Laps timing software

www.elaps-timing.com



AROUND A POUND TANDRAGEE 100

CLASSIC - 21st Century Back Care Philip Riddall Memorial Ra

Race 4 - Millside Eng./R Heatrick/W McCombe Classic

Saturday, 04 May 2013

DETAILED RESULT



Race Classification

9 67 Herbie RONAN

Total Time **20:08.955** Avg Speed **79.244** Behind **1:48.928**
Best Time **3:57.027** Best Speed **81.162** On **5** Gp **a**

Lap	Elapsed Time	Lap Time	Lap Speed
1	4:09.092	4:09.092	75.684
2	8:12.527	4:03.435	79.025
3	12:13.165	4:00.638	79.944
4	16:11.928	3:58.763	80.572
5	20:08.955	3:57.027	81.162

10 9 Sam KINKEAD

Total Time **20:19.346** Avg Speed **78.569** Behind **1:59.319**
Best Time **3:58.893** Best Speed **80.528** On **5** Gp **a**

Lap	Elapsed Time	Lap Time	Lap Speed
1	4:05.448	4:05.448	76.808
2	8:16.478	4:11.030	76.634
3	12:18.511	4:02.033	79.483
4	16:20.453	4:01.942	79.513
5	20:19.346	3:58.893	80.528

11 76 Philip SHAW

Total Time **20:40.563** Avg Speed **77.225** Behind **2:20.536**
Best Time **4:04.305** Best Speed **78.744** On **2** Gp **b**

Lap	Elapsed Time	Lap Time	Lap Speed
1	4:11.523	4:11.523	74.953
2	8:15.828	4:04.305	78.744
3	12:24.188	4:08.360	77.458
4	16:33.719	4:09.531	77.095
5	20:40.563	4:06.844	77.934

12 1 R J WOOLSEY

Total Time **21:01.057** Avg Speed **75.970** Behind **2:41.030**
Best Time **4:01.418** Best Speed **79.685** On **5** Gp **b**

Lap	Elapsed Time	Lap Time	Lap Speed
1	4:46.370	4:46.370	65.832
2	8:52.047	4:05.677	78.304
3	12:57.540	4:05.493	78.363
4	16:59.639	4:02.099	79.461
5	21:01.057	4:01.418	79.685

Race Classification

13 27 Bryan ALLAN

Total Time **21:01.585** Avg Speed **75.938** Behind **2:41.558**
Best Time **4:10.455** Best Speed **76.810** On **3** Gp **b**

Lap	Elapsed Time	Lap Time	Lap Speed
1	4:13.940	4:13.940	74.239
2	8:27.064	4:13.124	76.000
3	12:37.519	4:10.455	76.810
4	16:48.413	4:10.894	76.676
5	21:01.585	4:13.172	75.986

14 46 Joe LOCKHART

Total Time **21:02.702** Avg Speed **75.871** Behind **2:42.675**
Best Time **4:11.124** Best Speed **76.606** On **4** Gp **b**

Lap	Elapsed Time	Lap Time	Lap Speed
1	4:12.944	4:12.944	74.532
2	8:25.107	4:12.163	76.290
3	12:36.417	4:11.310	76.549
4	16:47.541	4:11.124	76.606
5	21:02.702	4:15.161	75.394

15 70 Pat MURRAY

Total Time **17:12.397** Avg Speed **74.162** Behind **1 Lap**
Best Time **4:15.939** Best Speed **75.164** On **4** Gp **b**

Lap	Elapsed Time	Lap Time	Lap Speed
1	4:21.967	4:21.967	71.964
2	8:39.639	4:17.672	74.659
3	12:56.458	4:16.819	74.907
4	17:12.397	4:15.939	75.164

16 45 Les CROSS

Total Time **17:29.237** Avg Speed **72.972** Behind **16.840**
Best Time **4:17.688** Best Speed **74.654** On **4** Gp **b**

Lap	Elapsed Time	Lap Time	Lap Speed
1	4:27.723	4:27.723	70.417
2	8:48.402	4:20.679	73.798
3	13:11.549	4:23.147	73.106
4	17:29.237	4:17.688	74.654

17 20 Gary HUTTON

Total Time **17:32.185** Avg Speed **72.767** Behind **19.788**
Best Time **4:21.620** Best Speed **73.532** On **4** Gp **b**

Lap	Elapsed Time	Lap Time	Lap Speed
1	4:20.864	4:20.864	72.269
2	8:46.555	4:25.691	72.406
3	13:10.565	4:24.010	72.867
4	17:32.185	4:21.620	73.532



MCUI Ulster
Centre Timing
powered by
e-Laps timing software

www.elaps-timing.com



AROUND A POUND TANDRAGEE 100

CLASSIC - 21st Century Back Care Philip Riddall Memorial Ra

Race 4 - Millside Eng./R Heatrick/W McCombe Classic

Saturday, 04 May 2013

DETAILED RESULT



Race Classification

18 43 Alex McVICKER

Total Time **17:49.261** Avg Speed **71.605** Behind **36.864**
Best Time **4:21.237** Best Speed **73.640** On **4** Gp **b**

Lap	Elapsed Time	Lap Time	Lap Speed
1	4:36.283	4:36.283	68.235
2	9:04.574	4:28.291	71.704
3	13:28.024	4:23.450	73.021
4	17:49.261	4:21.237	73.640

19 28 Ivan CROWE

Total Time **17:49.855** Avg Speed **71.566** Behind **37.458**
Best Time **4:22.617** Best Speed **73.253** On **4** Gp **b**

Lap	Elapsed Time	Lap Time	Lap Speed
1	4:34.089	4:34.089	68.782
2	9:03.659	4:29.570	71.364
3	13:27.238	4:23.579	72.986
4	17:49.855	4:22.617	73.253

20 99 Mark McCLOSKEY

Total Time **17:54.634** Avg Speed **71.247** Behind **42.237**
Best Time **4:22.731** Best Speed **73.221** On **4** Gp **b**

Lap	Elapsed Time	Lap Time	Lap Speed
1	4:33.849	4:33.849	68.842
2	9:05.242	4:31.393	70.884
3	13:31.903	4:26.661	72.142
4	17:54.634	4:22.731	73.221

21 32 Rob JONES

Total Time **18:37.629** Avg Speed **68.506** Behind **1:25.232**
Best Time **4:36.886** Best Speed **69.478** On **4** Gp **b**

Lap	Elapsed Time	Lap Time	Lap Speed
1	4:38.994	4:38.994	67.572
2	9:20.224	4:41.230	68.405
3	14:00.743	4:40.519	68.578
4	18:37.629	4:36.886	69.478

22 30 Robert WRIGHT

Total Time **20:09.877** Avg Speed **63.283** Behind **2:57.480**
Best Time **4:58.487** Best Speed **64.450** On **4** Gp **b**

Lap	Elapsed Time	Lap Time	Lap Speed
1	5:06.780	5:06.780	61.452
2	10:09.929	5:03.149	63.459
3	15:11.390	5:01.461	63.814
4	20:09.877	4:58.487	64.450

Race Classification

23 69 Allen GIBSON

Total Time **21:58.510** Avg Speed **58.069** Behind **4:46.113**
Best Time **5:24.609** Best Speed **59.264** On **3** Gp **b**

Lap	Elapsed Time	Lap Time	Lap Speed
1	5:31.618	5:31.618	56.849
2	11:08.843	5:37.225	57.046
3	16:33.452	5:24.609	59.264
4	21:58.510	5:25.058	59.182

24 134 Trevor STEWART

Total Time **17:53.923** Avg Speed **53.381** Behind **2 Laps**
Best Time **5:56.097** Best Speed **54.023** On **3** Gp **b**

Lap	Elapsed Time	Lap Time	Lap Speed
1	5:58.882	5:58.882	52.531
2	11:57.826	5:58.944	53.595
3	17:53.923	5:56.097	54.023

Not Classified

DNF 44 Sean HENRY

Total Time **16:43.959** Avg Speed **76.263** Behind **1 Lap**
Best Time **4:07.314** Best Speed **77.786** On **4** Gp **b**

Lap	Elapsed Time	Lap Time	Lap Speed
1	4:15.910	4:15.910	73.668
2	8:27.409	4:11.499	76.491
3	12:36.645	4:09.236	77.186
4	16:43.959	4:07.314	77.786

DNF 5 Gary JAMISON

Total Time **11:42.338** Avg Speed **81.624** Behind **2 Laps**
Best Time **3:53.701** Best Speed **82.317** On **2** Gp **a**

Lap	Elapsed Time	Lap Time	Lap Speed
1	3:54.749	3:54.749	80.308
2	7:48.450	3:53.701	82.317
3	11:42.338	3:53.888	82.251

DNF 2 Freddie STEWART

Total Time **7:50.730** Avg Speed **80.916** Behind **3 Laps**
Best Time **3:56.485** Best Speed **81.348** On **2** Gp **a**

Lap	Elapsed Time	Lap Time	Lap Speed
1	3:54.245	3:54.245	80.481
2	7:50.730	3:56.485	81.348



MCUI Ulster
Centre Timing
powered by
e-Laps timing software

www.elaps-timing.com



AROUND A POUND TANDRAGEE 100

CLASSIC - 21st Century Back Care Philip Riddall Memorial Ra
Race 4 - Millside Eng./R Heatrick/W McCombe Classic
Saturday, 04 May 2013
DETAILED RESULT



Not Classified

DNF 24 George STINSON

Total Time **8:26.695** Avg Speed **75.173** Behind **35.965**

Best Time **4:10.892** Best Speed **76.676** On **2** Gp **b**

Lap	Elapsed Time	Lap Time	Lap Speed
1	4:15.803	4:15.803	73.699
2	8:26.695	4:10.892	76.676

DNF 191 Tony WILLIS

Total Time **3:57.828** Avg Speed **79.269** Behind **4 Laps**

Best Time **3:57.828** Best Speed **79.269** On **1** Gp **a**

Lap	Elapsed Time	Lap Time	Lap Speed
1	3:57.828	3:57.828	79.269

AROUND A POUND TANDRAGEE 100

CLASSIC - 21st Century Back Care Philip Riddall
Race 4 - Millside Eng./R Heatrick/W McCombe Classic

LAP CHART



1					2					3				
No	Name	G	Elapsed Time	Lap Time	No	Name	G	Elapsed Time	Lap Time	No	Name	G	Elapsed Time	Lap Time
11	John SCOTT	a	3:41.997	3:41.997	101	Robert McCURUM	a	7:22.006	3:39.389	101	Robert McCURUM	a	11:03.739	3:41.733
101	Robert McCURUM	a	3:42.617	3:42.617	11	John SCOTT	a	7:24.415	3:42.418	11	John SCOTT	a	11:05.987	3:41.572
8	Allan BREW	a	3:45.350	3:45.350	8	Allan BREW	a	7:34.680	3:49.330	8	Allan BREW	a	11:27.540	3:52.860
63	Bob PRICE	a	3:51.849	3:51.849	63	Bob PRICE	a	7:39.963	3:48.114	63	Bob PRICE	a	11:28.343	3:48.380
2	Freddie STEWART	a	3:54.245	3:54.245	5	Gary JAMISON	a	7:48.450	3:53.701	75	John PEMBERTON	a	11:41.446	3:50.342
5	Gary JAMISON	a	3:54.749	3:54.749	2	Freddie STEWART	a	7:50.730	3:56.485	5	Gary JAMISON	a	11:42.338	3:53.888
40	Barry DAVIDSON	a	3:55.323	3:55.323	75	John PEMBERTON	a	7:51.104	3:52.186	40	Barry DAVIDSON	a	11:43.040	3:51.350
191	Tony WILLIS	a	3:57.828	3:57.828	40	Barry DAVIDSON	a	7:51.690	3:56.367	34	Sean LEONARD	a	11:45.065	3:53.042
34	Sean LEONARD	a	3:58.150	3:58.150	34	Sean LEONARD	a	7:52.023	3:53.873	36	Davie HASTINGS	a	12:06.695	4:03.590
75	John PEMBERTON	a	3:58.918	3:58.918	36	Davie HASTINGS	a	8:03.105	3:58.936	67	Herbie RONAN	a	12:13.165	4:00.638
36	Davie HASTINGS	a	4:04.169	4:04.169	67	Herbie RONAN	a	8:12.527	4:03.435	9	Sam KINKEAD	a	12:18.511	4:02.033
9	Sam KINKEAD	a	4:05.448	4:05.448	76	Philip SHAW	b	8:15.828	4:04.305	76	Philip SHAW	b	12:24.188	4:08.360
67	Herbie RONAN	a	4:09.092	4:09.092	9	Sam KINKEAD	a	8:16.478	4:11.030	46	Joe LOCKHART	b	12:36.417	4:11.310
76	Philip SHAW	b	4:11.523	4:11.523	46	Joe LOCKHART	b	8:25.107	4:12.163	44	Sean HENRY	b	12:36.645	4:09.236
46	Joe LOCKHART	b	4:12.944	4:12.944	24	George STINSON	b	8:26.695	4:10.892	27	Bryan ALLAN	b	12:37.519	4:10.455
27	Bryan ALLAN	b	4:13.940	4:13.940	27	Bryan ALLAN	b	8:27.064	4:13.124	70	Pat MURRAY	b	12:56.458	4:16.819
24	George STINSON	b	4:15.803	4:15.803	44	Sean HENRY	b	8:27.409	4:11.499	1	R J WOOLSEY	b	12:57.540	4:05.493
44	Sean HENRY	b	4:15.910	4:15.910	70	Pat MURRAY	b	8:39.639	4:17.672	20	Gary HUTTON	b	13:10.565	4:24.010
20	Gary HUTTON	b	4:20.864	4:20.864	20	Gary HUTTON	b	8:46.555	4:25.691	45	Les CROSS	b	13:11.549	4:23.147
70	Pat MURRAY	b	4:21.967	4:21.967	45	Les CROSS	b	8:48.402	4:20.679	28	Ivan CROWE	b	13:27.238	4:23.579
45	Les CROSS	b	4:27.723	4:27.723	1	R J WOOLSEY	b	8:52.047	4:05.677	43	Alex McVICKER	b	13:28.024	4:23.450
99	Mark McCLOSKEY	b	4:33.849	4:33.849	28	Ivan CROWE	b	9:03.659	4:29.570	99	Mark McCLOSKEY	b	13:31.903	4:26.661
28	Ivan CROWE	b	4:34.089	4:34.089	43	Alex McVICKER	b	9:04.574	4:28.291	32	Rob JONES	b	14:00.743	4:40.519
43	Alex McVICKER	b	4:36.283	4:36.283	99	Mark McCLOSKEY	b	9:05.242	4:31.393	30	Robert WRIGHT	b	15:11.390	5:01.461
32	Rob JONES	b	4:38.994	4:38.994	32	Rob JONES	b	9:20.224	4:41.230	69	Allen GIBSON	b	16:33.452	5:24.609
1	R J WOOLSEY	b	4:46.370	4:46.370	30	Robert WRIGHT	b	10:09.929	5:03.149	134	Trevor STEWART	b	17:53.923	5:56.097
30	Robert WRIGHT	b	5:06.780	5:06.780	69	Allen GIBSON	b	11:08.843	5:37.225					
69	Allen GIBSON	b	5:31.618	5:31.618	134	Trevor STEWART	b	11:57.826	5:58.944					
134	Trevor STEWART	b	5:58.882	5:58.882										

AROUND A POUND TANDRAGEE 100

CLASSIC - 21st Century Back Care Philip Riddall
Race 4 - Millside Eng./R Heatrick/W McCombe Classic

LAP CHART



4

No	Name	G	Elapsed Time	Lap Time
101	Robert McCRUM	a	14:41.063	3:37.324
11	John SCOTT	a	14:50.553	3:44.566
63	Bob PRICE	a	15:14.603	3:46.260
8	Allan BREW	a	15:20.121	3:52.581
75	John PEMBERTON	a	15:30.717	3:49.271
40	Barry DAVIDSON	a	15:31.852	3:48.812
34	Sean LEONARD	a	15:32.866	3:47.801
36	Davie HASTINGS	a	16:07.767	4:01.072
67	Herbie RONAN	a	16:11.928	3:58.763
9	Sam KINKEAD	a	16:20.453	4:01.942
76	Philip SHAW	b	16:33.719	4:09.531
44	Sean HENRY	b	16:43.959	4:07.314
46	Joe LOCKHART	b	16:47.541	4:11.124
27	Bryan ALLAN	b	16:48.413	4:10.894
1	R J WOOLSEY	b	16:59.639	4:02.099
70	Pat MURRAY	b	17:12.397	4:15.939
45	Les CROSS	b	17:29.237	4:17.688
20	Gary HUTTON	b	17:32.185	4:21.620
43	Alex McVICKER	b	17:49.261	4:21.237
28	Ivan CROWE	b	17:49.855	4:22.617
99	Mark McCLOSKEY	b	17:54.634	4:22.731
32	Rob JONES	b	18:37.629	4:36.886
30	Robert WRIGHT	b	20:09.877	4:58.487
69	Allen GIBSON	b	21:58.510	5:25.058

5

No	Name	G	Elapsed Time	Lap Time
101	Robert McCRUM	a	18:20.027	3:38.964
11	John SCOTT	a	18:38.101	3:47.548
63	Bob PRICE	a	19:01.775	3:47.172
8	Allan BREW	a	19:13.282	3:53.161
40	Barry DAVIDSON	a	19:19.263	3:47.411
34	Sean LEONARD	a	19:19.742	3:46.876
75	John PEMBERTON	a	19:20.267	3:49.550
36	Davie HASTINGS	a	20:06.273	3:58.506
67	Herbie RONAN	a	20:08.955	3:57.027
9	Sam KINKEAD	a	20:19.346	3:58.893
76	Philip SHAW	b	20:40.563	4:06.844
1	R J WOOLSEY	b	21:01.057	4:01.418
27	Bryan ALLAN	b	21:01.585	4:13.172
46	Joe LOCKHART	b	21:02.702	4:15.161

IRISH ROAD RACE CLASSIC 250cc

2013

Pos	No.	Name	Total	Diff	Gap	#1 #2	
						R1	R1
1	76	Philip SHAW	50	0	0	25	25
2	1	R J WOOLSEY	31	19	19	11	20
3	27	Bryan ALLAN	29	21	2	13	16
4	20	Gary HUTTON	22	28	7	9	13
5	11	Peter WAKEFIELD	20	30	2	20	x
6	30	Robert WRIGHT	17	33	3	7	10
7	14	Jeff WARD	16	34	1	16	x
8	69	Allen GIBSON	15	35	1	6	9
9	134	Trevor STEWART	13	37	2	5	8
10	43	Alex McVICKER	11	39	2	x	11
11	12	Richard FORD	10	40	1	10	x
12	35	Alan SMALLBONES	8	42	2	8	x

Event Legend

#1 26/04/2013 KDM HIRE COOKSTOWN 100

#2 03/05/2013 AROUND A POUND TANDRAGEE 100

IRISH ROAD RACE CLASSIC 350cc

2013

Pos	No.	Name	Total	Diff	Gap	#1 #2	
						R1	R1
1	40	Barry DAVIDSON	50	0	0	25	25
2	34	Sean LEONARD	36	14	14	16	20
3	36	Davie HASTINGS	23	27	13	7	16
4	67	Herbie RONAN	23	27	0	10	13
5	101	Robert McCURUM	20	30	3	20	x
6	211	Tim STEPHENSON	13	37	7	13	x
7	32	Rob JONES	12	38	1	4	8
8	2	Freddie STEWART	11	39	1	11	x
9	46	Joe LOCKHART	11	39	0	x	11
10	28	Ivan CROWE	10	40	1	x	10
11	18	Thomas HOGG	9	41	1	9	x
12	99	Mark McCLOSKEY	9	41	0	x	9
13	4	Billy LYLE	8	42	1	8	x
14	45	Les CROSS	6	44	2	6	x
15	134	Robert McMULLAN	5	45	1	5	x
16	52	Michael THOMAS	3	47	2	3	x

Event Legend

#1 26/04/2013 KDM HIRE COOKSTOWN 100

#2 03/05/2013 AROUND A POUND TANDRAGEE 100

IRISH ROAD RACE CLASSIC 1000cc

2013

Pos	No.	Name	Total	Diff	Gap	#1 #2	
						R1	R1
1	101	Robert McCRUM	50	0	0	25	25
2	11	John SCOTT	40	10	10	20	20
3	63	Bob PRICE	16	34	24	x	16
4	12	Richard FORD	16	34	0	16	x

Event Legend

#1	26/04/2013	KDM HIRE COOKSTOWN 100	#2	03/05/2013	AROUND A POUND TANDRAGEE 100
----	-------------------	------------------------	----	-------------------	------------------------------

IRISH ROAD RACE CLASSIC 500cc

2013

Pos	No.	Name	Total	Diff	Gap	#1 #2	
						R1	R1
1	8	Allan BREW	50	0	0	25	25
2	2	Freddie STEWART	20	30	30	20	x
3	75	John PEMBERTON	20	30	0	x	20
4	5	Gary JAMISON	16	34	4	16	x
5	9	Sam KINKEAD	16	34	0	x	16
6	70	Pat MURRAY	13	37	3	x	13
7	45	Les CROSS	11	39	2	x	11

Event Legend

#1	26/04/2013	KDM HIRE COOKSTOWN 100	#2	03/05/2013	AROUND A POUND TANDRAGEE 100
----	-------------------	------------------------	----	-------------------	------------------------------

ULSTER ROAD RACE CLASSIC 250cc

2013

Pos	No.	Name	Total	Diff	Gap	#1 #2	
						R1	R1
1	76	Philip SHAW	50	0	0	25	25
2	1	R J WOOLSEY	31	19	19	11	20
3	27	Bryan ALLAN	29	21	2	13	16
4	20	Gary HUTTON	22	28	7	9	13
5	11	Peter WAKEFIELD	20	30	2	20	x
6	30	Robert WRIGHT	17	33	3	7	10
7	14	Jeff WARD	16	34	1	16	x
8	69	Allen GIBSON	15	35	1	6	9
9	134	Trevor STEWART	13	37	2	5	8
10	43	Alex McVICKER	11	39	2	x	11
11	12	Richard FORD	10	40	1	10	x
12	35	Alan SMALLBONES	8	42	2	8	x

Event Legend

#1 26/04/2013 KDM HIRE COOKSTOWN 100

#2 03/05/2013 AROUND A POUND TANDRAGEE 100

Championship Standings of ULSTER ROAD RACE CLASSIC 350cc

Printed:: 04/05/2013 15:21:43

ULSTER ROAD RACE CLASSIC 350cc

2013

Pos	No.	Name	Total	Diff	Gap	#1 #2	
						R1	R1
1	40	Barry DAVIDSON	50	0	0	25	25
2	34	Sean LEONARD	36	14	14	16	20
3	36	Davie HASTINGS	23	27	13	7	16
4	67	Herbie RONAN	23	27	0	10	13
5	101	Robert McCURUM	20	30	3	20	x
6	211	Tim STEPHENSON	13	37	7	13	x
7	32	Rob JONES	12	38	1	4	8
8	2	Freddie STEWART	11	39	1	11	x
9	46	Joe LOCKHART	11	39	0	x	11
10	28	Ivan CROWE	10	40	1	x	10
11	18	Thomas HOGG	9	41	1	9	x
12	99	Mark McCLOSKEY	9	41	0	x	9
13	4	Billy LYLE	8	42	1	8	x
14	45	Les CROSS	6	44	2	6	x
15	134	Robert McMULLAN	5	45	1	5	x
16	52	Michael THOMAS	3	47	2	3	x

Event Legend

#1 26/04/2013 KDM HIRE COOKSTOWN 100

#2 03/05/2013 AROUND A POUND TANDRAGEE 100

ULSTER ROAD RACE CLASSIC 1000cc

2013

Pos	No.	Name	Total	Diff	Gap	#1 #2	
						R1	R1
1	101	Robert McCRUM	50	0	0	25	25
2	11	John SCOTT	40	10	10	20	20
3	63	Bob PRICE	16	34	24	x	16
4	12	Richard FORD	16	34	0	16	x

Event Legend

#1	26/04/2013	KDM HIRE COOKSTOWN 100	#2	03/05/2013	AROUND A POUND TANDRAGEE 100
----	------------	------------------------	----	------------	------------------------------

ULSTER ROAD RACE CLASSIC 500cc

2013

Pos	No.	Name	Total	Diff	Gap	#1 #2	
						R1	R1
1	8	Allan BREW	50	0	0	25	25
2	2	Freddie STEWART	20	30	30	20	x
3	75	John PEMBERTON	20	30	0	x	20
4	5	Gary JAMISON	16	34	4	16	x
5	9	Sam KINKEAD	16	34	0	x	16
6	70	Pat MURRAY	13	37	3	x	13
7	45	Les CROSS	11	39	2	x	11

Event Legend

#1	26/04/2013	KDM HIRE COOKSTOWN 100	#2	03/05/2013	AROUND A POUND TANDRAGEE 100
----	------------	------------------------	----	------------	------------------------------