

# Around A Pound

**TANDRAGEE 100**

**Friday 3<sup>rd</sup> & Saturday 4<sup>th</sup> May 2013**

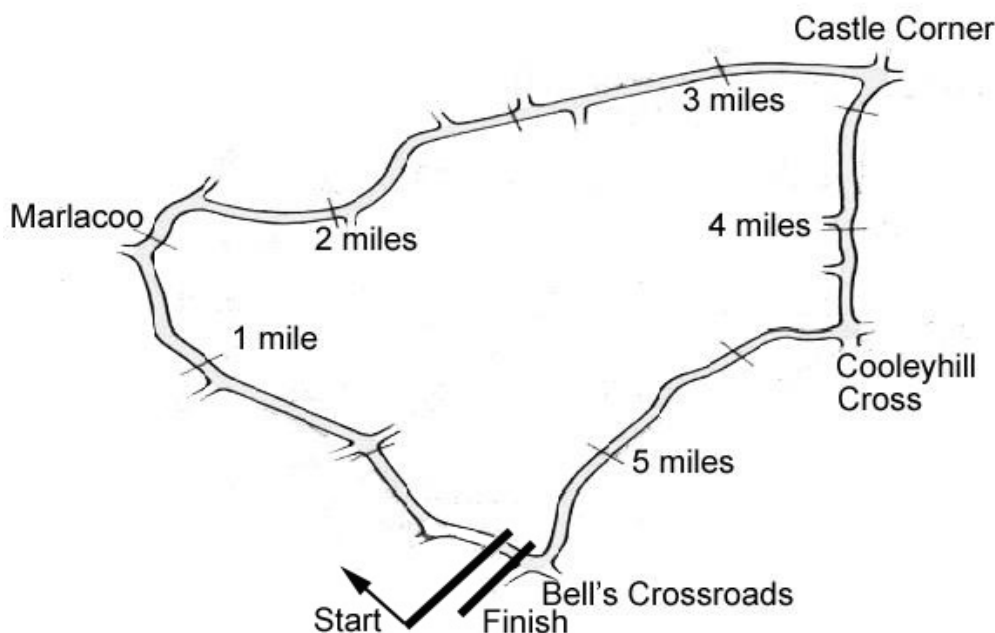
**promoted by North Armagh MC & CC**  
[www.tandragee100.co.uk](http://www.tandragee100.co.uk)



**SUPERTWINS**  
**&**  
**SALLY McNALLY'S 250cc GP**



# Tandragee Circuit 5.34375 miles



## LAP RECORDS

Class	Rider	Machine	m	s	mph	Year
125cc	Robert Dunlop	Honda	3	19.38	96.487	1999
Moto 3	to be established					
Moto 450	Ryan Farquhar	Kawasaki 450	3	23.061	94.738	2012
250cc	Phillip McCallen	Honda	3	10.0	101.25	1991
Supersport 400	Dave Leach	Yamaha	3	20.0	96.19	1995
Supertwins	Adrian Archibald	Kawasaki 650	3	10.196	101.146	2011
Supersport	Michael Dunlop	Yamaha	2	57.522	108.367	2011
Superbike	Michael Dunlop	Kawasaki	2	56.012	109.297	2011
Senior Support	Victor Gilmore	Kawasaki 750	3	14.29	99.014	1999
Junior Support	Michael Dunlop	Yamaha 250	3	20.909	95.752	2006
Classic 1000cc	Stewart Parkhill	BSA 750	3	29.69	91.74	1996
Classic 500cc	Bob Jackson	Norton	3	27.03	92.921	1998
Classic 350cc	Colin Rodgers	Honda	3	38.59	88.007	1999
Classic 250cc	Gary Long	Suzuki	3	42.23	86.566	1997

## MOST WINS at TANDRAGEE 100

Joey Dunlop	18	1971 - 00
Brian Reid	14	1980 - 94
Ryan Farquhar	12	1996 - 12
Ray McCullough	10	1971 - 82
Phillip McCallen	9	1988 - 99
Michael Dunlop	9	2006 - 12
Sam McClements	8	1981 - 89
Robert Dunlop	7	1985 - 06

## ALL TIME IRISH ROAD RACE WINNERS (after Cookstown 100 2013)

### Most Wins at All Irish Road Race Meetings

1. Ryan Farquhar	199	1995-12
2. Joey Dunlop	156	1971-00
3. Robert Dunlop	135	1980-08
4. Ray McCullough	109	1960-82
Phillip McCallen	109	1987-99
6. William Dunlop	82	2005-13
7. Brian Reid	78	1980-94
8. Darran Lindsay	75	1999-06
9. Michael Dunlop	70	2006-13
10. James Courtney	66	1992-99

AROUND A POUND TANDRAGEE 100

SUPERTWINS / 250cc GP

Tandragee 5.344 Miles

R7: Tayto Supertwins / Sally McNally's 250cc GP

04/05/2013 15:30

Race (5 Laps)

**RACE 7 - SUPERTWINS / 250GP**  
**Page 1 of 2**

14

13

12

11

10

9

8

7

6


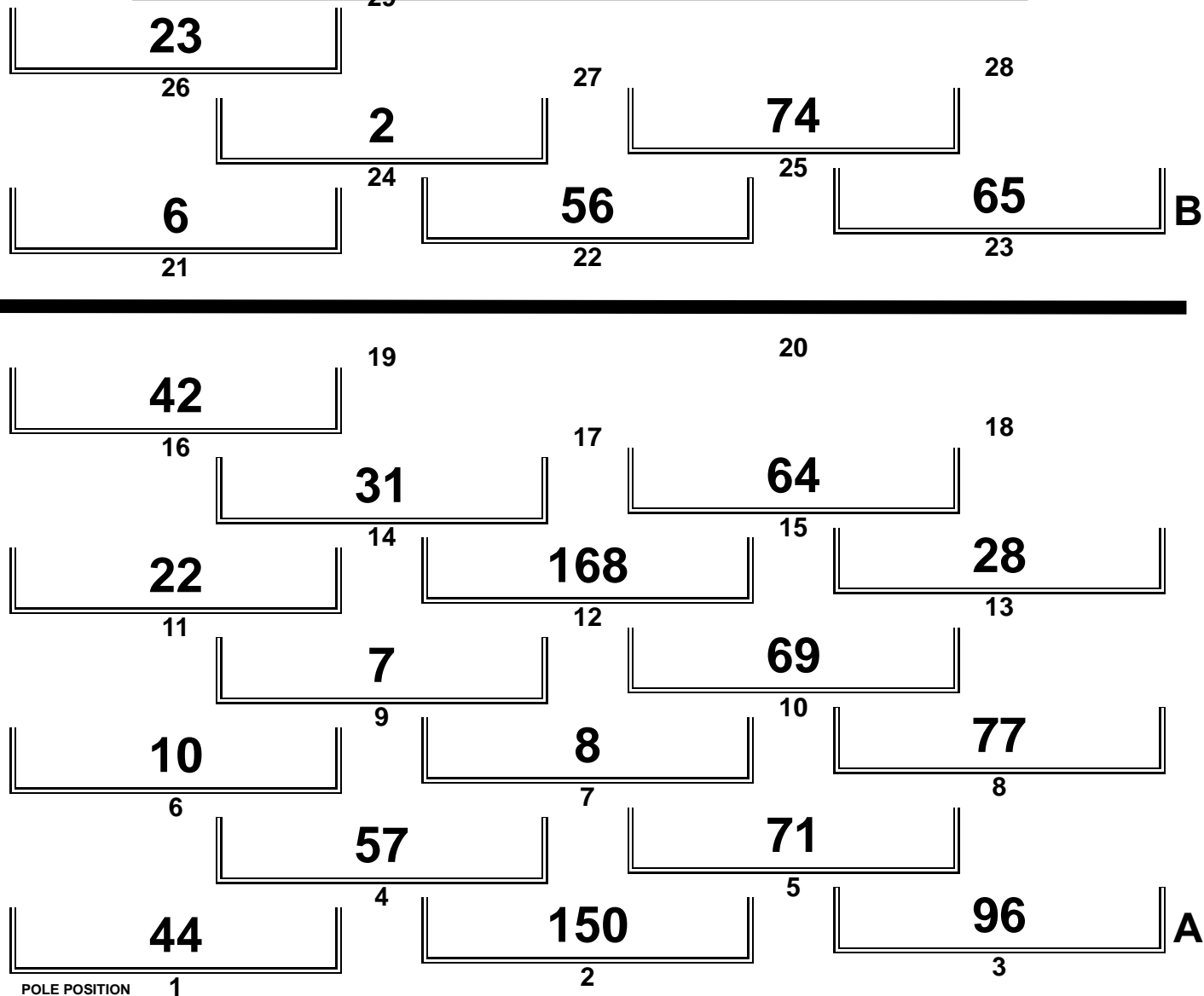
5

4

3

2

1



AROUND A POUND TANDRAGEE 100

SUPERTWINS / 250cc GP

Tandragee 5.344 Miles


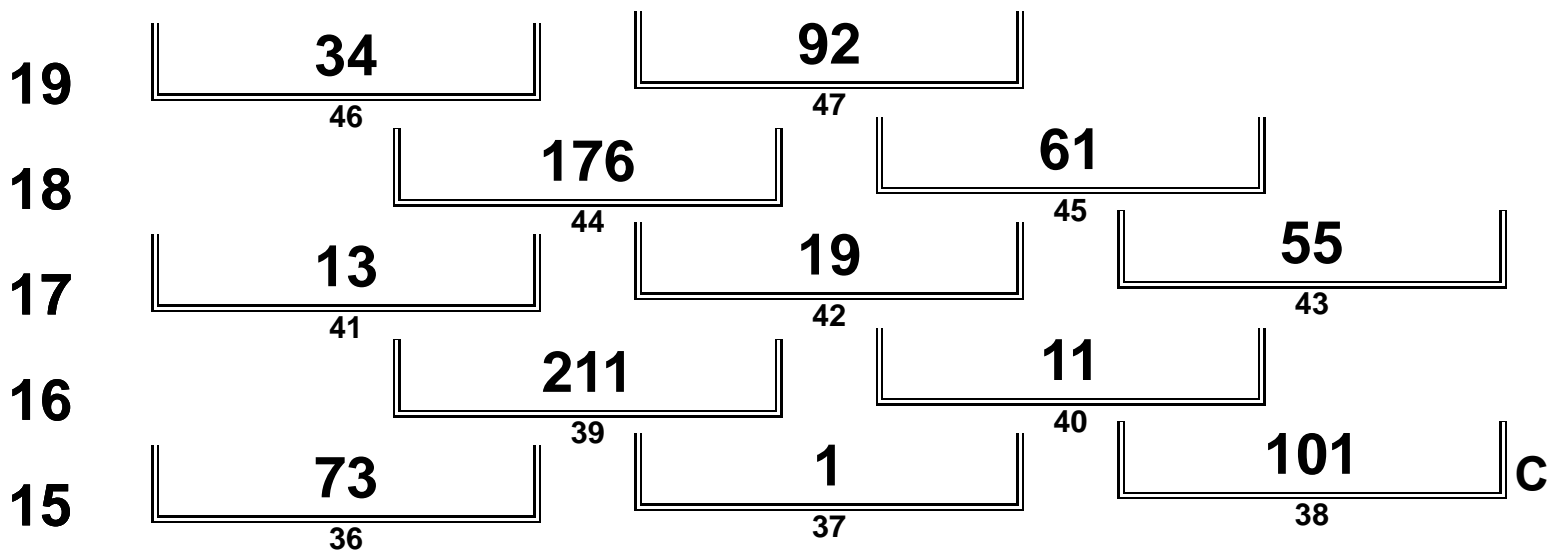
R7: Tayto Supertwins / Sally McNally's 250cc GP

04/05/2013 15:30

Race (5 Laps)

# RACE 7 - SUPERTWINS / 250GP

## Page 2 of 2



# AROUND A POUND TANDRAGEE 100

## SUPERTWINS & 250cc GP

### Race 7 - Tayto Supertwins & Sally McNally's 250cc GP

Saturday, 04 May 2013



### Race 7B - Sally McNallys 250cc GP

Pos	Class	No	Name	Machine / Sponsor	Gp	Laps	Total Time	Behind	Speed	-----Best Lap-----		
										Time	Speed	On
1	250R	6	William DUNLOP	Honda TSR - MD Racing	b	5	16:11.477		98.615	3:13.337	99.502	3
2	250R	65	Michael SWEENEY	Honda - Cookstown BE Racing	b	5	16:58.405	46.928	94.071	3:22.512	94.994	2
3	250R	2	Brian MATEER	Yamaha	b	5	17:13.335	1:01.858	92.712	3:25.773	93.489	5
4	250R	74	Tommy HENRY	Honda - Hugh O'Kane Motors	b	5	17:23.652	1:12.175	91.795	3:26.629	93.102	2

#### Fastest Lap

250R	6	William DUNLOP	Honda TSR - MD Racing	b						3:13.337	99.502	3
------	---	----------------	-----------------------	---	--	--	--	--	--	----------	--------	---

#### Not Classified

DNF	250R	56	Sam WILSON	Honda - Logan Racing	b	4	13:13.560	1 Lap	96.483	3:17.833	97.241	2
-----	------	----	------------	----------------------	---	---	-----------	-------	--------	----------	--------	---

### Race 7A - Tayto Supertwins

Pos	Class	No	Name	Machine / Sponsor	Gp	Laps	Total Time	Behind	Speed	-----Best Lap-----		
										Time	Speed	On

#### Race Classification

1	STWN	44	Jamie HAMILTON	Kawasaki 650 - KMR Vauxhall Dealers NI	a	5	16:04.436		99.335	3:12.405	99.984	2
2	STWN	150	William DAVISON	Kawasaki 650 - Hill Contracts	a	5	16:07.119	2.683	99.059	3:13.117	99.616	2
3	STWN	96	Andy FARRELL	Kawasaki 650 - FCS	a	5	16:22.314	17.878	97.527	3:15.170	98.568	3
4	STWN	71	Davy MORGAN	Kawasaki 650 - CMS	a	5	16:29.691	25.255	96.800	3:16.864	97.720	5
5	STWN	64	Stephen McKNIGHT	Suzuki 650	a	5	16:30.031	25.595	96.767	3:16.553	97.874	3
6	STWN	10	Nigel MOORE	Kawasaki 650 - Cookstown BE Racing	a	5	16:33.813	29.377	96.399	3:16.047	98.127	5
7	STWN	57	Ian MORRELL	Suzuki 650 - Gordy Hogg	a	5	16:48.108	43.672	95.032	3:19.409	96.473	2
8	STWN	19	Gavin LUPTON	Suzuki - S&D Racing	c	5	16:59.024	54.588	94.014	3:23.078	94.730	2
9	STWN	8	Anthony McCOLGAN	Kawasaki 650	a	5	17:09.085	1:04.649	93.095	3:24.840	93.915	2
10	STWN	101	Robert McCRUM	Suzuki 650 - ATH	c	5	17:22.022	1:17.586	91.939	3:27.130	92.876	3
11	STWN	28	Paul GARTLAND	Suzuki 650 - North West Gas	a	5	17:22.905	1:18.469	91.861	3:26.924	92.969	2
12	STWN	73	Derek COSTELLO	Kawasaki 650	c	5	17:40.661	1:36.225	90.323	3:29.469	91.839	5
13	STWN	55	Eric WILSON	Suzuki 650	c	5	17:41.219	1:36.783	90.276	3:29.761	91.712	5
14	STWN	168	Noel MURPHY	Suzuki 650 - Smurf Racing	a	5	17:42.534	1:38.098	90.164	3:30.486	91.396	5
15	STWN	77	Mark SHIELDS	Kawasaki 650 - KHL	a	5	17:42.692	1:38.256	90.151	3:30.129	91.551	5
16	STWN	22	Oliver DUPUY	Kawasaki 650	a	5	17:45.301	1:40.865	89.930	3:31.944	90.767	4
17	STWN	34	Colin STEPHENSON	Suzuki 650	c	5	17:58.583	1:54.147	88.822	3:27.262	92.817	4
18	STWN	7	Dave WALSH	Kawasaki 650 - DRW Racing	a	5	18:15.312	2:10.876	87.466	3:37.563	88.423	2
19	STWN	211	Tim STEPHENSON	Suzuki 650 - KSS	c	5	18:16.111	2:11.675	87.402	3:37.712	88.362	4
20	STWN	176	James CHRISTIE	Suzuki 650 - Team JCR	c	5	18:43.905	2:39.469	85.241	3:43.910	85.916	4
22	STWN	61	Roy McLARNON	Suzuki 650 - RMLR	c	4	16:30.744	2:19.012	77.280	4:06.328	78.097	3


#### Fastest Lap

STWN	44	Jamie HAMILTON	Kawasaki 650 - KMR Vauxhall Dealers NI	a						3:12.405	99.984	2
------	----	----------------	--	---	--	--	--	--	--	----------	--------	---

#### Not Classified

DNF	STWN	69	Ronnie SCOTT	Kawasaki 650	a	4	14:11.732	1 Lap	89.893	3:32.127	90.689	4
DNF	STWN	31	Shaun ANDERSON	Kawasaki - CN Management	a	1	3:27.651	4 Laps	90.788	3:27.651	90.788	1

Provisional result to be confirmed by the Stewards of the Meeting subject to completion of technical inspections & the time limit for protests

Circuit	<b>Tandragee</b>	Signed		Organising Club	<b>North Armagh MC&amp;CC</b>
Length(miles)	<b>5.3438</b> Lap 1 (5.2368)	Chief Timekeeper		Race Started	<b>16:51</b>
Weather	<b>Cloudy</b>	Issued At:    17:14		Gp Time Diff - <b>b 31.07 / c 57.9</b>	
Track	<b>Dry</b>				



MCUI Ulster  
Centre Timing  
powered by  
e-Laps timing software

www.elaps-timing.com



# AROUND A POUND TANDRAGEE 100

## SUPERTWINS & 250cc GP

### Race 7 - Tayto Supertwins & Sally McNally's 250cc GP

Saturday, 04 May 2013

## DETAILED RESULT



### Race 7A - Tayto Supertwins

#### Race Classification

**1** 44 Jamie HAMILTON

Total Time **16:04.436** Avg Speed **99.335** Behind  
Best Time **3:12.405** Best Speed **99.984** On **2** Gp **a**

Lap	Elapsed Time	Lap Time	Lap Speed
1	3:13.224	3:13.224	97.567
2	6:25.629	3:12.405	99.984
3	9:38.108	3:12.479	99.946
4	12:50.905	3:12.797	99.781
5	16:04.436	3:13.531	99.403

**2** 150 William DAVISON

Total Time **16:07.119** Avg Speed **99.059** Behind **2.683**  
Best Time **3:13.117** Best Speed **99.616** On **2** Gp **a**

Lap	Elapsed Time	Lap Time	Lap Speed
1	3:13.592	3:13.592	97.382
2	6:26.709	3:13.117	99.616
3	9:40.019	3:13.310	99.516
4	12:53.800	3:13.781	99.274
5	16:07.119	3:13.319	99.512

**3** 96 Andy FARRELL

Total Time **16:22.314** Avg Speed **97.527** Behind **17.878**  
Best Time **3:15.170** Best Speed **98.568** On **3** Gp **a**

Lap	Elapsed Time	Lap Time	Lap Speed
1	3:15.210	3:15.210	96.574
2	6:31.392	3:16.182	98.059
3	9:46.562	3:15.170	98.568
4	13:04.736	3:18.174	97.074
5	16:22.314	3:17.578	97.367

**4** 71 Davy MORGAN

Total Time **16:29.691** Avg Speed **96.800** Behind **25.255**  
Best Time **3:16.864** Best Speed **97.720** On **5** Gp **a**

Lap	Elapsed Time	Lap Time	Lap Speed
1	3:18.695	3:18.695	94.881
2	6:36.751	3:18.056	97.132
3	9:53.869	3:17.118	97.594
4	13:12.827	3:18.958	96.691
5	16:29.691	3:16.864	97.720

### Race 7A - Tayto Supertwins

#### Race Classification

**5** 64 Stephen McKNIGHT

Total Time **16:30.031** Avg Speed **96.767** Behind **25.595**  
Best Time **3:16.553** Best Speed **97.874** On **3** Gp **a**

Lap	Elapsed Time	Lap Time	Lap Speed
1	3:21.660	3:21.660	93.486
2	6:38.772	3:17.112	97.597
3	9:55.325	3:16.553	97.874
4	13:13.181	3:17.856	97.230
5	16:30.031	3:16.850	97.727

**6** 10 Nigel MOORE

Total Time **16:33.813** Avg Speed **96.399** Behind **29.377**  
Best Time **3:16.047** Best Speed **98.127** On **5** Gp **a**

Lap	Elapsed Time	Lap Time	Lap Speed
1	3:19.837	3:19.837	94.338
2	6:39.562	3:19.725	96.320
3	10:00.759	3:21.197	95.615
4	13:17.766	3:17.007	97.649
5	16:33.813	3:16.047	98.127

**7** 57 Ian MORRELL

Total Time **16:48.108** Avg Speed **95.032** Behind **43.672**  
Best Time **3:19.409** Best Speed **96.473** On **2** Gp **a**

Lap	Elapsed Time	Lap Time	Lap Speed
1	3:19.110	3:19.110	94.683
2	6:38.519	3:19.409	96.473
3	10:01.056	3:22.537	94.983
4	13:24.001	3:22.945	94.792
5	16:48.108	3:24.107	94.252

**8** 19 Gavin LUPTON

Total Time **16:59.024** Avg Speed **94.014** Behind **54.588**  
Best Time **3:23.078** Best Speed **94.730** On **2** Gp **c**

Lap	Elapsed Time	Lap Time	Lap Speed
1	3:22.614	3:22.614	93.045
2	6:45.692	3:23.078	94.730
3	10:10.575	3:24.883	93.895
4	13:35.501	3:24.926	93.875
5	16:59.024	3:23.523	94.522



MCUI Ulster  
Centre Timing  
powered by  
e-Laps timing software

[www.elaps-timing.com](http://www.elaps-timing.com)



# AROUND A POUND TANDRAGEE 100

## SUPERTWINS & 250cc GP

### Race 7 - Tayto Supertwins & Sally McNally's 250cc GP

Saturday, 04 May 2013

## DETAILED RESULT



### Race 7A - Tayto Supertwins

#### Race Classification

**9** **8 Anthony McCOLGAN**

Total Time **17:09.085** Avg Speed **93.095** Behind **1:04.649**  
Best Time **3:24.840** Best Speed **93.915** On **2** Gp **a**

Lap	Elapsed Time	Lap Time	Lap Speed
1	3:22.717	3:22.717	92.998
2	6:47.557	3:24.840	93.915
3	10:14.094	3:26.537	93.143
4	13:41.630	3:27.536	92.695
5	17:09.085	3:27.455	92.731

**10** **101 Robert McCRUM**

Total Time **17:22.022** Avg Speed **91.939** Behind **1:17.586**  
Best Time **3:27.130** Best Speed **92.876** On **3** Gp **c**

Lap	Elapsed Time	Lap Time	Lap Speed
1	3:29.687	3:29.687	89.907
2	6:59.162	3:29.475	91.837
3	10:26.292	3:27.130	92.876
4	13:53.992	3:27.700	92.622
5	17:22.022	3:28.030	92.475

**11** **28 Paul GARTLAND**

Total Time **17:22.905** Avg Speed **91.861** Behind **1:18.469**  
Best Time **3:26.924** Best Speed **92.969** On **2** Gp **a**

Lap	Elapsed Time	Lap Time	Lap Speed
1	3:27.092	3:27.092	91.033
2	6:54.016	3:26.924	92.969
3	10:22.542	3:28.526	92.255
4	13:50.348	3:27.806	92.574
5	17:22.905	3:32.557	90.505

**12** **73 Derek COSTELLO**

Total Time **17:40.661** Avg Speed **90.323** Behind **1:36.225**  
Best Time **3:29.469** Best Speed **91.839** On **5** Gp **c**

Lap	Elapsed Time	Lap Time	Lap Speed
1	3:33.275	3:33.275	88.394
2	7:07.651	3:34.376	89.737
3	10:39.438	3:31.787	90.834
4	14:11.192	3:31.754	90.848
5	17:40.661	3:29.469	91.839

### Race 7A - Tayto Supertwins

#### Race Classification

**13** **55 Eric WILSON**

Total Time **17:41.219** Avg Speed **90.276** Behind **1:36.783**  
Best Time **3:29.761** Best Speed **91.712** On **5** Gp **c**

Lap	Elapsed Time	Lap Time	Lap Speed
1	3:32.923	3:32.923	88.540
2	7:07.215	3:34.292	89.772
3	10:39.836	3:32.621	90.478
4	14:11.458	3:31.622	90.905
5	17:41.219	3:29.761	91.712

**14** **168 Noel MURPHY**

Total Time **17:42.534** Avg Speed **90.164** Behind **1:38.098**  
Best Time **3:30.486** Best Speed **91.396** On **5** Gp **a**

Lap	Elapsed Time	Lap Time	Lap Speed
1	3:32.014	3:32.014	88.920
2	7:05.742	3:33.728	90.009
3	10:40.473	3:34.731	89.589
4	14:12.048	3:31.575	90.925
5	17:42.534	3:30.486	91.396

**15** **77 Mark SHIELS**

Total Time **17:42.692** Avg Speed **90.151** Behind **1:38.256**  
Best Time **3:30.129** Best Speed **91.551** On **5** Gp **a**

Lap	Elapsed Time	Lap Time	Lap Speed
1	3:36.650	3:36.650	87.017
2	7:09.578	3:32.928	90.347
3	10:41.701	3:32.123	90.690
4	14:12.563	3:30.862	91.233
5	17:42.692	3:30.129	91.551

**16** **22 Oliver DUPUY**

Total Time **17:45.301** Avg Speed **89.930** Behind **1:40.865**  
Best Time **3:31.944** Best Speed **90.767** On **4** Gp **a**

Lap	Elapsed Time	Lap Time	Lap Speed
1	3:34.836	3:34.836	87.752
2	7:08.397	3:33.561	90.080
3	10:40.955	3:32.558	90.505
4	14:12.899	3:31.944	90.767
5	17:45.301	3:32.402	90.571



MCUI Ulster  
Centre Timing  
powered by  
e-Laps timing software

[www.elaps-timing.com](http://www.elaps-timing.com)



# AROUND A POUND TANDRAGEE 100

## SUPERTWINS & 250cc GP

Race 7 - Tayto Supertwins & Sally McNally's 250cc GP

Saturday, 04 May 2013

### DETAILED RESULT



Race 7A - Tayto Supertwins

#### Race Classification

**17** 34 Colin STEPHENSON

Total Time **17:58.583** Avg Speed **88.822** Behind **1:54.147**  
Best Time **3:27.262** Best Speed **92.817** On **4** Gp **c**

Lap	Elapsed Time	Lap Time	Lap Speed
1	4:02.032	4:02.032	77.892
2	7:33.319	3:31.287	91.049
3	11:02.585	3:29.266	91.928
4	14:29.847	3:27.262	92.817
5	17:58.583	3:28.736	92.162

**18** 7 Dave WALSH

Total Time **18:15.312** Avg Speed **87.466** Behind **2:10.876**  
Best Time **3:37.563** Best Speed **88.423** On **2** Gp **a**

Lap	Elapsed Time	Lap Time	Lap Speed
1	3:38.106	3:38.106	86.436
2	7:15.669	3:37.563	88.423
3	10:55.402	3:39.733	87.549
4	14:35.025	3:39.623	87.593
5	18:15.312	3:40.287	87.329

**19** 211 Tim STEPHENSON

Total Time **18:16.111** Avg Speed **87.402** Behind **2:11.675**  
Best Time **3:37.712** Best Speed **88.362** On **4** Gp **c**

Lap	Elapsed Time	Lap Time	Lap Speed
1	3:37.907	3:37.907	86.515
2	7:17.756	3:39.849	87.503
3	10:57.144	3:39.388	87.687
4	14:34.856	3:37.712	88.362
5	18:16.111	3:41.255	86.947

**20** 176 James CHRISTIE

Total Time **18:43.905** Avg Speed **85.241** Behind **2:39.469**  
Best Time **3:43.910** Best Speed **85.916** On **4** Gp **c**

Lap	Elapsed Time	Lap Time	Lap Speed
1	3:38.668	3:38.668	86.214
2	7:22.901	3:44.233	85.792
3	11:10.618	3:47.717	84.480
4	14:54.528	3:43.910	85.916
5	18:43.905	3:49.377	83.868

Race 7A - Tayto Supertwins

#### Race Classification

**22** 61 Roy McLARNON

Total Time **16:30.744** Avg Speed **77.280** Behind **2:19.012**  
Best Time **4:06.328** Best Speed **78.097** On **3** Gp **c**

Lap	Elapsed Time	Lap Time	Lap Speed
1	4:05.518	4:05.518	76.786
2	8:16.360	4:10.842	76.692
3	12:22.688	4:06.328	78.097
4	16:30.744	4:08.056	77.553

#### Not Classified

**DNF** 69 Ronnie SCOTT

Total Time **14:11.732** Avg Speed **89.893** Behind **1 Lap**  
Best Time **3:32.127** Best Speed **90.689** On **4** Gp **a**

Lap	Elapsed Time	Lap Time	Lap Speed
1	3:33.611	3:33.611	88.255
2	7:07.066	3:33.455	90.124
3	10:39.605	3:32.539	90.513
4	14:11.732	3:32.127	90.689

**DNF** 31 Shaun ANDERSON

Total Time **3:27.651** Avg Speed **90.788** Behind **4 Laps**  
Best Time **3:27.651** Best Speed **90.788** On **1** Gp **a**

Lap	Elapsed Time	Lap Time	Lap Speed
1	3:27.651	3:27.651	90.788



MCUI Ulster  
Centre Timing  
powered by  
e-Laps timing software

[www.elaps-timing.com](http://www.elaps-timing.com)





# AROUND A POUND TANDRAGEE 100

## SUPERTWINS & 250cc GP

Race 7 - Tayto Supertwins & Sally McNally's 250cc GP

Saturday, 04 May 2013

## DETAILED RESULT



Race 7B - Sally McNallys 250cc GP

### Race Classification

**1** 6 William DUNLOP

Total Time **16:11.477** Avg Speed **98.615** Behind  
Best Time **3:13.337** Best Speed **99.502** On **3** Gp **b**

Lap	Elapsed Time	Lap Time	Lap Speed
1	3:14.234	3:14.234	97.060
2	6:30.847	3:16.613	97.844
3	9:44.184	3:13.337	99.502
4	12:57.624	3:13.440	99.449
5	16:11.477	3:13.853	99.238

**2** 65 Michael SWEENEY

Total Time **16:58.405** Avg Speed **94.071** Behind **46.928**  
Best Time **3:22.512** Best Speed **94.994** On **2** Gp **b**

Lap	Elapsed Time	Lap Time	Lap Speed
1	3:20.251	3:20.251	94.143
2	6:42.763	3:22.512	94.994
3	10:08.835	3:26.072	93.353
4	13:33.107	3:24.272	94.176
5	16:58.405	3:25.298	93.705

**3** 2 Brian MATEER

Total Time **17:13.335** Avg Speed **92.712** Behind **1:01.858**  
Best Time **3:25.773** Best Speed **93.489** On **5** Gp **b**

Lap	Elapsed Time	Lap Time	Lap Speed
1	3:27.563	3:27.563	90.827
2	6:54.126	3:26.563	93.131
3	10:21.709	3:27.583	92.674
4	13:47.562	3:25.853	93.453
5	17:13.335	3:25.773	93.489

**4** 74 Tommy HENRY

Total Time **17:23.652** Avg Speed **91.795** Behind **1:12.175**  
Best Time **3:26.629** Best Speed **93.102** On **2** Gp **b**

Lap	Elapsed Time	Lap Time	Lap Speed
1	3:28.030	3:28.030	90.623
2	6:54.659	3:26.629	93.102
3	10:22.900	3:28.241	92.381
4	13:51.768	3:28.868	92.104
5	17:23.652	3:31.884	90.793

### Not Classified

Race 7B - Sally McNallys 250cc GP

### Not Classified

**DNF** 56 Sam WILSON

Total Time **13:13.560** Avg Speed **96.483** Behind **1 Lap**  
Best Time **3:17.833** Best Speed **97.241** On **2** Gp **b**

Lap	Elapsed Time	Lap Time	Lap Speed
1	3:19.030	3:19.030	94.721
2	6:36.863	3:17.833	97.241
3	9:54.874	3:18.011	97.154
4	13:13.560	3:18.686	96.824



MCUI Ulster  
Centre Timing  
powered by  
e-Laps timing software

[www.elaps-timing.com](http://www.elaps-timing.com)



# AROUND A POUND TANDRAGEE 100

## SUPERTWINS & 250cc GP

### Race 7 - Tayto Supertwins & Sally McNally's 250cc GP

## LAP CHART



1					2					3				
No	Name	G	Elapsed Time	Lap Time	No	Name	G	Elapsed Time	Lap Time	No	Name	G	Elapsed Time	Lap Time
44	Jamie HAMILTON	a	3:13.224	3:13.224	44	Jamie HAMILTON	a	6:25.629	3:12.405	44	Jamie HAMILTON	a	9:38.108	3:12.479
150	William DAVISON	a	3:13.592	3:13.592	150	William DAVISON	a	6:26.709	3:13.117	150	William DAVISON	a	9:40.019	3:13.310
6	William DUNLOP	b	3:14.234	3:14.234	6	William DUNLOP	b	6:30.847	3:16.613	6	William DUNLOP	b	9:44.184	3:13.337
96	Andy FARRELL	a	3:15.210	3:15.210	96	Andy FARRELL	a	6:31.392	3:16.182	96	Andy FARRELL	a	9:46.562	3:15.170
71	Davy MORGAN	a	3:18.695	3:18.695	71	Davy MORGAN	a	6:36.751	3:18.056	71	Davy MORGAN	a	9:53.869	3:17.118
56	Sam WILSON	b	3:19.030	3:19.030	56	Sam WILSON	b	6:36.863	3:17.833	56	Sam WILSON	b	9:54.874	3:18.011
57	Ian MORRELL	a	3:19.110	3:19.110	57	Ian MORRELL	a	6:38.519	3:19.409	64	Stephen McKNIGHT	a	9:55.325	3:16.553
10	Nigel MOORE	a	3:19.837	3:19.837	64	Stephen McKNIGHT	a	6:38.772	3:17.112	10	Nigel MOORE	a	10:00.759	3:21.197
65	Michael SWEENEY	b	3:20.251	3:20.251	10	Nigel MOORE	a	6:39.562	3:19.725	57	Ian MORRELL	a	10:01.056	3:22.537
64	Stephen McKNIGHT	a	3:21.660	3:21.660	65	Michael SWEENEY	b	6:42.763	3:22.512	65	Michael SWEENEY	b	10:08.835	3:26.072
19	Gavin LUPTON	c	3:22.614	3:22.614	19	Gavin LUPTON	c	6:45.692	3:23.078	19	Gavin LUPTON	c	10:10.575	3:24.883
8	Anthony McCOLGAN	a	3:22.717	3:22.717	8	Anthony McCOLGAN	a	6:47.557	3:24.840	8	Anthony McCOLGAN	a	10:14.094	3:26.537
28	Paul GARTLAND	a	3:27.092	3:27.092	28	Paul GARTLAND	a	6:54.016	3:26.924	2	Brian MATEER	b	10:21.709	3:27.583
2	Brian MATEER	b	3:27.563	3:27.563	2	Brian MATEER	b	6:54.126	3:26.563	28	Paul GARTLAND	a	10:22.542	3:28.526
31	Shaun ANDERSON	a	3:27.651	3:27.651	74	Tommy HENRY	b	6:54.659	3:26.629	74	Tommy HENRY	b	10:22.900	3:28.241
74	Tommy HENRY	b	3:28.030	3:28.030	101	Robert McCRUM	c	6:59.162	3:29.475	101	Robert McCRUM	c	10:26.292	3:27.130
101	Robert McCRUM	c	3:29.687	3:29.687	168	Noel MURPHY	a	7:05.742	3:33.728	73	Derek COSTELLO	c	10:39.438	3:31.787
168	Noel MURPHY	a	3:32.014	3:32.014	69	Ronnie SCOTT	a	7:07.066	3:33.455	69	Ronnie SCOTT	a	10:39.605	3:32.539
55	Eric WILSON	c	3:32.923	3:32.923	55	Eric WILSON	c	7:07.215	3:34.292	55	Eric WILSON	c	10:39.836	3:32.621
73	Derek COSTELLO	c	3:33.275	3:33.275	73	Derek COSTELLO	c	7:07.651	3:34.376	168	Noel MURPHY	a	10:40.473	3:34.731
69	Ronnie SCOTT	a	3:33.611	3:33.611	22	Oliver DUPUY	a	7:08.397	3:33.561	22	Oliver DUPUY	a	10:40.955	3:32.558
22	Oliver DUPUY	a	3:34.836	3:34.836	77	Mark SHIELS	a	7:09.578	3:32.928	77	Mark SHIELS	a	10:41.701	3:32.123
77	Mark SHIELS	a	3:36.650	3:36.650	7	Dave WALSH	a	7:15.669	3:37.563	7	Dave WALSH	a	10:55.402	3:39.733
211	Tim STEPHENSON	c	3:37.907	3:37.907	211	Tim STEPHENSON	c	7:17.756	3:39.849	211	Tim STEPHENSON	c	10:57.144	3:39.388
7	Dave WALSH	a	3:38.106	3:38.106	176	James CHRISTIE	c	7:22.901	3:44.233	34	Colin STEPHENSON	c	11:02.585	3:29.266
176	James CHRISTIE	c	3:38.668	3:38.668	34	Colin STEPHENSON	c	7:33.319	3:31.287	176	James CHRISTIE	c	11:10.618	3:47.717
34	Colin STEPHENSON	c	4:02.032	4:02.032	61	Roy McLARNON	c	8:16.360	4:10.842	61	Roy McLARNON	c	12:22.688	4:06.328
61	Roy McLARNON	c	4:05.518	4:05.518										

# AROUND A POUND TANDRAGEE 100

## SUPERTWINS & 250cc GP

### Race 7 - Tayto Supertwins & Sally McNally's 250cc GP

## LAP CHART



4

No	Name	G	Elapsed Time	Lap Time
44	Jamie HAMILTON	a	12:50.905	3:12.797
150	William DAVISON	a	12:53.800	3:13.781
6	William DUNLOP	b	12:57.624	3:13.440
96	Andy FARRELL	a	13:04.736	3:18.174
71	Davy MORGAN	a	13:12.827	3:18.958
64	Stephen McKNIGHT	a	13:13.181	3:17.856
56	Sam WILSON	b	13:13.560	3:18.686
10	Nigel MOORE	a	13:17.766	3:17.007
57	Ian MORRELL	a	13:24.001	3:22.945
65	Michael SWEENEY	b	13:33.107	3:24.272
19	Gavin LUPTON	c	13:35.501	3:24.926
8	Anthony McCOLGAN	a	13:41.630	3:27.536
2	Brian MATEER	b	13:47.562	3:25.853
28	Paul GARTLAND	a	13:50.348	3:27.806
74	Tommy HENRY	b	13:51.768	3:28.868
101	Robert McCRUM	c	13:53.992	3:27.700
73	Derek COSTELLO	c	14:11.192	3:31.754
55	Eric WILSON	c	14:11.458	3:31.622
69	Ronnie SCOTT	a	14:11.732	3:32.127
168	Noel MURPHY	a	14:12.048	3:31.575
77	Mark SHIELS	a	14:12.563	3:30.862
22	Oliver DUPUY	a	14:12.899	3:31.944
34	Colin STEPHENSON	c	14:29.847	3:27.262
211	Tim STEPHENSON	c	14:34.856	3:37.712
7	Dave WALSH	a	14:35.025	3:39.623
176	James CHRISTIE	c	14:54.528	3:43.910
61	Roy McLARNON	c	16:30.744	4:08.056

5

No	Name	G	Elapsed Time	Lap Time
44	Jamie HAMILTON	a	16:04.436	3:13.531
150	William DAVISON	a	16:07.119	3:13.319
6	William DUNLOP	b	16:11.477	3:13.853
96	Andy FARRELL	a	16:22.314	3:17.578
71	Davy MORGAN	a	16:29.691	3:16.864
64	Stephen McKNIGHT	a	16:30.031	3:16.850
10	Nigel MOORE	a	16:33.813	3:16.047
57	Ian MORRELL	a	16:48.108	3:24.107
65	Michael SWEENEY	b	16:58.405	3:25.298
19	Gavin LUPTON	c	16:59.024	3:23.523
8	Anthony McCOLGAN	a	17:09.085	3:27.455
2	Brian MATEER	b	17:13.335	3:25.773
101	Robert McCRUM	c	17:22.022	3:28.030
28	Paul GARTLAND	a	17:22.905	3:32.557
74	Tommy HENRY	b	17:23.652	3:31.884
73	Derek COSTELLO	c	17:40.661	3:29.469
55	Eric WILSON	c	17:41.219	3:29.761
168	Noel MURPHY	a	17:42.534	3:30.486
77	Mark SHIELS	a	17:42.692	3:30.129
22	Oliver DUPUY	a	17:45.301	3:32.402
34	Colin STEPHENSON	c	17:58.583	3:28.736
7	Dave WALSH	a	18:15.312	3:40.287
211	Tim STEPHENSON	c	18:16.111	3:41.255
176	James CHRISTIE	c	18:43.905	3:49.377

**IRISH ROAD RACE 250GP**

2013

Pos	No.	Name	Total	Diff	Gap	#1 #2	
						R1	R1
1	6	William DUNLOP	50	0	0	25	25
2	74	Tommy HENRY	24	26	26	11	13
3	56	Sam WILSON	20	30	4	20	x
4	65	Michael SWEENEY	20	30	0	x	20
5	71	Davy MORGAN	16	34	4	16	x
6	2	Brian MATEER	16	34	0	x	16
7	173	John ELLA	13	37	3	13	x
8	19	Kevin STROWGER	10	40	3	10	x
9	9	Tuuka KORHONEN	9	41	1	9	x

**Event Legend**

#1 26/04/2013 KDM HIRE COOKSTOWN 100

#2 03/05/2013 AROUND A POUND TANDRAGEE 100

Championship Standings of IRISH ROAD RACE SUPERTWINS

Printed:: 04/05/2013 17:19:04

**IRISH ROAD RACE SUPERTWINS**

2013

Pos	No.	Name	Total	Diff	Gap	#1 #2	
						R1	R1
1	44	Jamie HAMILTON	50	0	0	25	25
2	150	William DAVISON	36	14	14	16	20
3	96	Andy FARRELL	29	21	7	13	16
4	71	Davy MORGAN	22	28	7	9	13
5	65	Michael SWEENEY	20	30	2	20	x
6	57	Ian MORRELL	20	30	0	11	9
7	10	Nigel MOORE	17	33	3	7	10
8	8	Anthony McCOLGAN	13	37	4	6	7
9	64	Stephen McKNIGHT	11	39	2	x	11
10	24	Craig SHIRLAW	10	40	1	10	x
11	99	Michal DOKOUPIL	8	42	2	8	x
12	19	Gavin LUPTON	8	42	0	x	8
13	101	Robert McCRUM	6	44	2	x	6
14	119	Kevin STROWGER	5	45	1	5	x
15	28	Paul GARTLAND	5	45	0	x	5
16	55	Scott CAMPBELL	4	46	1	4	x
17	73	Derek COSTELLO	4	46	0	x	4
18	31	Neil VICARS	3	47	1	3	x
19	55	Eric WILSON	3	47	0	x	3
20	77	Mark SHIELS	3	47	0	2	1
21	168	Noel MURPHY	2	48	1	x	2
22	7	Dave WALSH	1	49	1	1	x

**Event Legend**

#1 26/04/2013 KDM HIRE COOKSTOWN 100

#2 03/05/2013 AROUND A POUND TANDRAGEE 100

**ULSTER ROAD RACE 250GP**

2013

Pos	No.	Name	Total	Diff	Gap	#1 #2	
						R1	R1
1	6	William DUNLOP	50	0	0	25	25
2	74	Tommy HENRY	24	26	26	11	13
3	56	Sam WILSON	20	30	4	20	x
4	65	Michael SWEENEY	20	30	0	x	20
5	71	Davy MORGAN	16	34	4	16	x
6	2	Brian MATEER	16	34	0	x	16
7	173	John ELLA	13	37	3	13	x
8	19	Kevin STROWGER	10	40	3	10	x
9	9	Tuuka KORHONEN	9	41	1	9	x

**Event Legend**

#1 26/04/2013 KDM HIRE COOKSTOWN 100

#2 03/05/2013 AROUND A POUND TANDRAGEE 100

Championship Standings of ULSTER ROAD RACE SUPERTWINS

Printed:: 04/05/2013 17:19:39

**ULSTER ROAD RACE SUPERTWINS**

2013

Pos	No.	Name	Total	Diff	Gap	#1 #2	
						R1	R1
1	44	Jamie HAMILTON	50	0	0	25	25
2	150	William DAVISON	36	14	14	16	20
3	96	Andy FARRELL	29	21	7	13	16
4	71	Davy MORGAN	22	28	7	9	13
5	65	Michael SWEENEY	20	30	2	20	x
6	57	Ian MORRELL	20	30	0	11	9
7	10	Nigel MOORE	17	33	3	7	10
8	8	Anthony McCOLGAN	13	37	4	6	7
9	64	Stephen McKNIGHT	11	39	2	x	11
10	24	Craig SHIRLAW	10	40	1	10	x
11	99	Michal DOKOUPIL	8	42	2	8	x
12	19	Gavin LUPTON	8	42	0	x	8
13	101	Robert McCRUM	6	44	2	x	6
14	119	Kevin STROWGER	5	45	1	5	x
15	28	Paul GARTLAND	5	45	0	x	5
16	55	Scott CAMPBELL	4	46	1	4	x
17	73	Derek COSTELLO	4	46	0	x	4
18	31	Neil VICARS	3	47	1	3	x
19	55	Eric WILSON	3	47	0	x	3
20	77	Mark SHIELS	3	47	0	2	1
21	168	Noel MURPHY	2	48	1	x	2
22	7	Dave WALSH	1	49	1	1	x

**Event Legend**

#1 26/04/2013 KDM HIRE COOKSTOWN 100

#2 03/05/2013 AROUND A POUND TANDRAGEE 100