

Around A Pound

TANDRAGEE 100

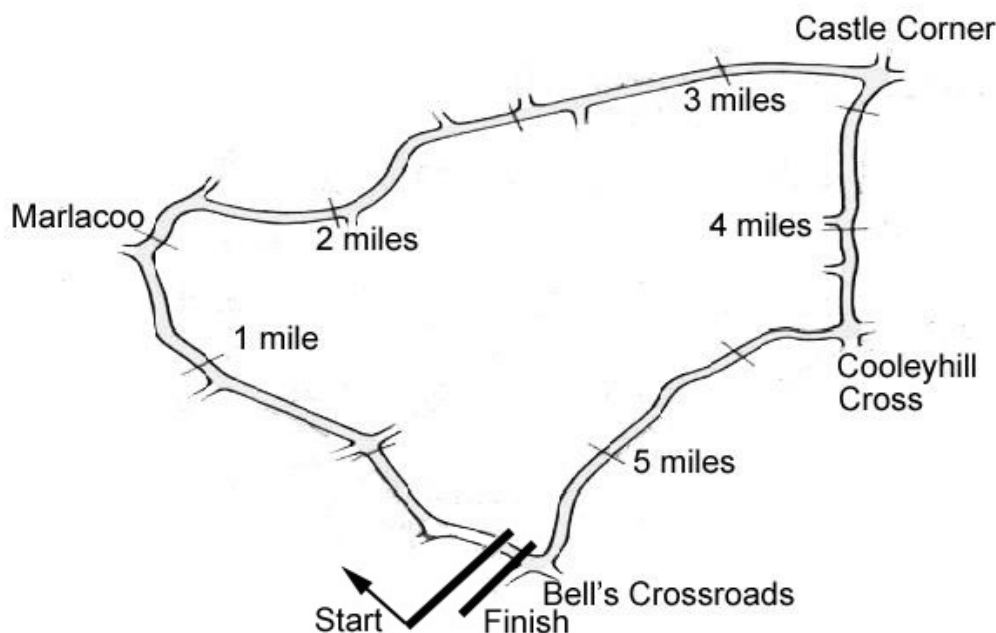
Friday 3rd & Saturday 4th May 2013

promoted by North Armagh MC & CC
www.tandragee100.co.uk

Tandragee
Centra
SENIOR SUPPORT



Tandragee Circuit 5.34375 miles



LAP RECORDS

Class	Rider	Machine	m	s	mph	Year
125cc	Robert Dunlop	Honda	3	19.38	96.487	1999
Moto 3	to be established					
Moto 450	Ryan Farquhar	Kawasaki 450	3	23.061	94.738	2012
250cc	Phillip McCallen	Honda	3	10.0	101.25	1991
Supersport 400	Dave Leach	Yamaha	3	20.0	96.19	1995
Supertwins	Adrian Archibald	Kawasaki 650	3	10.196	101.146	2011
Supersport	Michael Dunlop	Yamaha	2	57.522	108.367	2011
Superbike	Michael Dunlop	Kawasaki	2	56.012	109.297	2011
Senior Support	Victor Gilmore	Kawasaki 750	3	14.29	99.014	1999
Junior Support	Michael Dunlop	Yamaha 250	3	20.909	95.752	2006
Classic 1000cc	Stewart Parkhill	BSA 750	3	29.69	91.74	1996
Classic 500cc	Bob Jackson	Norton	3	27.03	92.921	1998
Classic 350cc	Colin Rodgers	Honda	3	38.59	88.007	1999
Classic 250cc	Gary Long	Suzuki	3	42.23	86.566	1997

MOST WINS at TANDRAGEE 100

Joey Dunlop	18	1971 - 00
Brian Reid	14	1980 - 94
Ryan Farquhar	12	1996 - 12
Ray McCullough	10	1971 - 82
Phillip McCallen	9	1988 - 99
Michael Dunlop	9	2006 - 12
Sam McClements	8	1981 - 89
Robert Dunlop	7	1985 - 06

ALL TIME IRISH ROAD RACE WINNERS (after Cookstown 100 2013)

Most Wins at All Irish Road Race Meetings

1. Ryan Farquhar	199	1995-12
2. Joey Dunlop	156	1971-00
3. Robert Dunlop	135	1980-08
4. Ray McCullough	109	1960-82
Phillip McCallen	109	1987-99
6. William Dunlop	82	2005-13
7. Brian Reid	78	1980-94
8. Darran Lindsay	75	1999-06
9. Michael Dunlop	70	2006-13
10. James Courtney	66	1992-99

AROUND A POUND TANDRAGEE 100

SENIOR SUPPORT

Senior Support Free Practice

Friday, 03 May 2013




Pos	Class	No	Name	Machine / Sponsor	Time	Best Lap		On	Total Laps
						Behind	Speed		
1	SSEN	9	Gavin LUPTON	Suzuki 750	4:04.678		78.624	4	4
2	SSEN	80	Thomas MAXWELL	Honda 600 - Rapid Tyres	4:04.837	0.159	78.573	4	4
3	SSEN	30	Aron HATCH	Suzuki 750 - Mongey Transport	4:06.277	1.599	78.113	2	4
4	SSEN	87	Ian SIMPSON	Yamaha 600	4:06.522	1.844	78.036	4	4
5	SSEN	72	Connor BEHAN	Kawasaki 636 - KMR Vauxhall Dealers NI	4:08.262	3.584	77.489	4	4
6	SSEN	33	Mark HANNA	Triumph 675 - Roy Hanna Motors	4:09.120	4.442	77.222	3	4
7	SSEN	60	George SCOTT	Honda 600	4:09.330	4.652	77.157	4	4
8	SSEN	119	Stephen WILSON	Triumph 675	4:21.496	16.818	73.567	4	4
9	SSEN	14	Rodney LITTLE	Yamaha 600	4:26.247	21.569	72.254	3	4
10	SSEN	39	Stephen GOWAN	Yamaha 600	4:27.377	22.699	71.949	4	4
11	SSEN	101	Shane EGAN	Suzuki 750	4:31.444	26.766	70.871	4	4
12	SSEN	81	Julian KIRK	Yamaha 600	4:32.795	28.117	70.520	4	4
13	SSEN	31	Robert CAIRNS	Suzuki 750 - LR Tyres Racing	4:35.227	30.549	69.897	3	4
14	SSEN	70	Brendan MERRIGAN	Yamaha 600 - Specials	4:36.056	31.378	69.687	4	4
15	SSEN	142	Stuart RAYNER	Kawasaki 600	4:37.679	33.001	69.280	3	4
16	SSEN	32	Aaron BOYD	Suzuki 600 - Team Miserable	4:57.892	53.214	64.579	3	4
17	SSEN	34	Yvonne MONTGOMERY	Suzuki 600	6:16.453	2:11.775	51.102	1	1

Free Practice Classification

Provisional result to be confirmed by the Stewards of the Meeting subject to completion of technical inspections & the time limit for protests

Page 1 / 1

Circuit	Tandragee	Signed		Organising Club	North Armagh MC&CC
Length(miles)	5.3438 Lap 1 (5.2368)		Chief Timekeeper	Practice Started	20:17
Weather	Cloudy	Issued At:	20:39		
Track	Wet				



MCUI Ulster
Centre Timing
powered by
e-Laps timing software

www.elaps-timing.com



AROUND A POUND TANDRAGEE 100

SENIOR SUPPORT

Senior Support Free Practice

Friday, 03 May 2013

DETAILED RESULT



Free Practice Classification

Position

1 9 Gavin LUPTON

Behind

Best Time **4:04.678** Best Speed **78.624** On **4** Gp **a**

Lap	Elapsed Time	Lap Time	Lap Speed
1	6:09.414	6:09.414	51.033
2	10:25.877	4:16.463	75.011
3	14:35.558	4:09.681	77.048
4	18:40.236	4:04.678	78.624

2 80 Thomas MAXWELL

Behind **0.159**

Best Time **4:04.837** Best Speed **78.573** On **4** Gp **a**

Lap	Elapsed Time	Lap Time	Lap Speed
1	5:30.375	5:30.375	57.063
2	9:42.949	4:12.574	76.166
3	13:52.147	4:09.198	77.198
4	17:56.984	4:04.837	78.573

3 30 Aron HATCH

Behind **1.599**

Best Time **4:06.277** Best Speed **78.113** On **2** Gp **a**

Lap	Elapsed Time	Lap Time	Lap Speed
1	5:11.405	5:11.405	60.539
2	9:17.682	4:06.277	78.113
3	13:25.886	4:08.204	77.507
4	17:35.845	4:09.959	76.963

4 87 Ian SIMPSON

Behind **1.844**

Best Time **4:06.522** Best Speed **78.036** On **4** Gp **a**

Lap	Elapsed Time	Lap Time	Lap Speed
1	5:39.501	5:39.501	55.529
2	10:03.040	4:23.539	72.997
3	14:13.788	4:10.748	76.720
4	18:20.310	4:06.522	78.036

5 72 Connor BEHAN

Behind **3.584**

Best Time **4:08.262** Best Speed **77.489** On **4** Gp **a**

Lap	Elapsed Time	Lap Time	Lap Speed
1	6:07.448	6:07.448	51.306
2	10:34.943	4:27.495	71.917
3	14:51.592	4:16.649	74.956
4	18:59.854	4:08.262	77.489

Free Practice Classification

Position

6 33 Mark HANNA

Behind **4.442**

Best Time **4:09.120** Best Speed **77.222** On **3** Gp **a**

Lap	Elapsed Time	Lap Time	Lap Speed
1	6:24.190	6:24.190	49.070
2	10:45.005	4:20.815	73.759
3	14:54.125	4:09.120	77.222
4	19:07.763	4:13.638	75.846

7 60 George SCOTT

Behind **4.652**

Best Time **4:09.330** Best Speed **77.157** On **4** Gp **a**

Lap	Elapsed Time	Lap Time	Lap Speed
1	6:45.950	6:45.950	46.440
2	11:14.373	4:28.423	71.669
3	15:27.952	4:13.579	75.864
4	19:37.282	4:09.330	77.157

8 119 Stephen WILSON

Behind **16.818**

Best Time **4:21.496** Best Speed **73.567** On **4** Gp **a**

Lap	Elapsed Time	Lap Time	Lap Speed
1	6:14.018	6:14.018	50.405
2	10:42.116	4:28.098	71.755
3	15:10.825	4:28.709	71.592
4	19:32.321	4:21.496	73.567

9 14 Rodney LITTLE

Behind **21.569**

Best Time **4:26.247** Best Speed **72.254** On **3** Gp **a**

Lap	Elapsed Time	Lap Time	Lap Speed
1	5:54.477	5:54.477	53.183
2	10:24.301	4:29.824	71.296
3	14:50.548	4:26.247	72.254
4	19:20.290	4:29.742	71.318

10 39 Stephen GOWAN

Behind **22.699**

Best Time **4:27.377** Best Speed **71.949** On **4** Gp **a**

Lap	Elapsed Time	Lap Time	Lap Speed
1	6:02.329	6:02.329	52.031
2	10:41.610	4:39.281	68.882
3	15:13.074	4:31.464	70.866
4	19:40.451	4:27.377	71.949

AROUND A POUND TANDRAGEE 100

SENIOR SUPPORT

Senior Support Free Practice

Friday, 03 May 2013

DETAILED RESULT



Free Practice Classification

Position

11 101 Shane EGAN

Behind 26.766

Best Time 4:31.444 Best Speed 70.871 On 4 Gp a

Lap	Elapsed Time	Lap Time	Lap Speed
1	6:52.879	6:52.879	45.661
2	11:44.457	4:51.578	65.977
3	16:19.609	4:35.152	69.916
4	20:51.053	4:31.444	70.871

12 81 Julian KIRK

Behind 28.117

Best Time 4:32.795 Best Speed 70.520 On 4 Gp a

Lap	Elapsed Time	Lap Time	Lap Speed
1	5:30.507	5:30.507	57.041
2	10:03.937	4:33.430	70.356
3	14:39.111	4:35.174	69.910
4	19:11.906	4:32.795	70.520

13 31 Robert CAIRNS

Behind 30.549

Best Time 4:35.227 Best Speed 69.897 On 3 Gp a

Lap	Elapsed Time	Lap Time	Lap Speed
1	6:52.072	6:52.072	45.750
2	11:43.008	4:50.936	66.123
3	16:18.235	4:35.227	69.897
4	21:13.602	4:55.367	65.131

14 70 Brendan MERRIGAN

Behind 31.378

Best Time 4:36.056 Best Speed 69.687 On 4 Gp a

Lap	Elapsed Time	Lap Time	Lap Speed
1	6:25.232	6:25.232	48.938
2	11:04.345	4:39.113	68.924
3	15:41.247	4:36.902	69.474
4	20:17.303	4:36.056	69.687

15 142 Stuart RAYNER

Behind 33.001

Best Time 4:37.679 Best Speed 69.280 On 3 Gp a

Lap	Elapsed Time	Lap Time	Lap Speed
1	6:25.554	6:25.554	48.897
2	11:13.989	4:48.435	66.696
3	15:51.668	4:37.679	69.280
4	20:29.739	4:38.071	69.182

Free Practice Classification

Position

16 32 Aaron BOYD

Behind 53.214

Best Time 4:57.892 Best Speed 64.579 On 3 Gp a

Lap	Elapsed Time	Lap Time	Lap Speed
1	6:19.731	6:19.731	49.646
2	11:20.014	5:00.283	64.065
3	16:17.906	4:57.892	64.579
4	21:16.296	4:58.390	64.471

17 34 Yvonne MONTGOMERY

Behind 2:11.775

Best Time 6:16.453 Best Speed 51.102 On 1 Gp a

Lap	Elapsed Time	Lap Time	Lap Speed
1	6:16.453	6:16.453	50.079

AROUND A POUND TANDRAGEE 100

SENIOR SUPPORT

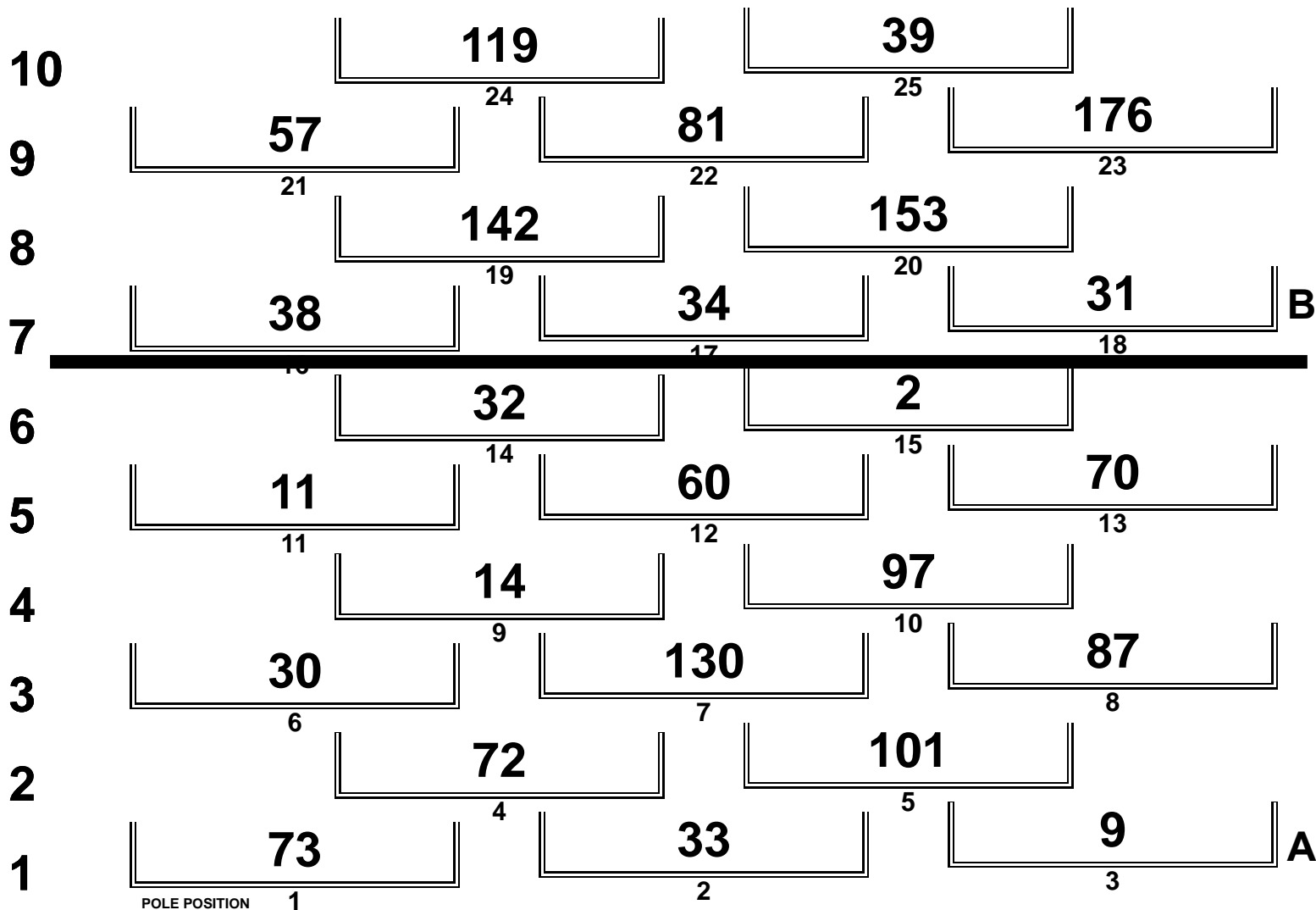
Tandragee 5.344 Miles

R6: Tandragee Centra Senior Support

04/05/2013 14:45

Race (5 Laps)

RACE 6 - SENIOR SUPPORT



AROUND A POUND TANDRAGEE 100

SENIOR SUPPORT

Race 6 - Tandragee Centra Senior Support

Saturday, 04 May 2013



Pos	Class	No	Name	Machine / Sponsor	Gp	Laps	Total Time	Behind	Speed	-----Best Lap-----		
										Time	Speed	On
Race Classification												
1	SSEN	73	James KELLY	Honda 600 - Lifewest	a	5	16:20.526		97.705	3:13.835	99.247	4
2	SSEN	9	Gavin LUPTON	Suzuki 750	a	5	16:30.349	9.823	96.736	3:16.263	98.019	5
3	SSEN	72	Connor BEHAN	Kawasaki 636 - KMR Vauxhall Dealers NI	a	5	16:30.591	10.065	96.712	3:15.995	98.153	5
4	SSEN	101	Shane EGAN	Suzuki 750	a	5	16:47.758	27.232	95.065	3:20.308	96.040	2
5	SSEN	57	Adrian LOGUE	Suzuki 750	b	5	17:13.668	53.142	92.682	3:21.575	95.436	3
6	SSEN	80	Thomas MAXWELL	Honda 600 - Rapid Tyres	a	5	17:14.443	53.917	92.612	3:25.971	93.399	3
7	SSEN	60	George SCOTT	Honda 600	a	5	17:21.154	1:00.628	92.015	3:23.632	94.472	3
8	SSEN	14	Rodney LITTLE	Yamaha 600	a	5	17:23.651	1:03.125	91.795	3:24.720	93.970	5
9	SSEN	87	Ian SIMPSON	Yamaha 600	a	5	17:29.170	1:08.644	91.312	3:27.669	92.635	2
10	SSEN	153	Noel BERTRAM	Yamaha 600	b	5	17:47.402	1:26.876	89.753	3:31.684	90.878	3
11	SSEN	97	William HARA	Yamaha 600 - P Downs	a	5	17:50.006	1:29.480	89.534	3:31.650	90.893	5
12	SSEN	70	Brendan MERRIGAN	Yamaha 600 - Specials	a	5	17:50.582	1:30.056	89.486	3:31.731	90.858	5
13	SSEN	30	Aron HATCH	Suzuki 750 - Mongey Transport	a	5	17:51.694	1:31.168	89.393	3:31.302	91.043	5
14	SSEN	11	John CAHILL	Suzuki 750	a	5	17:52.454	1:31.928	89.330	3:32.837	90.386	5
15	SSEN	2	Scott PREECE	Honda 600	a	5	17:53.333	1:32.807	89.257	3:31.745	90.852	5
16	SSEN	119	Stephen WILSON	Triumph 675	b	5	18:30.643	2:10.117	86.258	3:36.185	88.986	5
17	SSEN	31	Robert CAIRNS	Suzuki 750 - LR Tyres Racing	b	5	18:33.483	2:12.957	86.038	3:39.296	87.724	5
18	SSEN	176	James CHRISTIE	Kawasaki 600 - Team JCR	b	5	18:33.858	2:13.332	86.009	3:38.153	88.184	5
19	SSEN	38	Derek WILKIE	Triumph 675	b	5	18:36.432	2:15.906	85.811	3:39.267	87.736	5
20	SSEN	81	Julian KIRK	Yamaha 600	b	5	18:41.991	2:21.465	85.386	3:42.016	86.649	3
21	SSEN	39	Stephen GOWAN	Yamaha 600	b	5	18:54.060	2:33.534	84.477	3:43.980	85.889	4
22	SSEN	142	Stuart RAYNER	Kawasaki 600	b	4	15:59.690	1 Lap	79.781	4:00.092	80.126	2

Fastest Lap / New Lap Record 99.247 mph (Previously 99.014 mph)


SSEN	73	James KELLY	Honda 600 - Lifewest	a						3:13.835	99.247	4
------	----	-------------	----------------------	---	--	--	--	--	--	----------	--------	---

Not Classified

DNF	SSEN	34	Yvonne MONTGOMERY	Suzuki 600	b	4	14:56.104	1 Lap	85.442	3:40.224	87.354	3
DNF	SSEN	32	Aaron BOYD	Suzuki 600 - Team Miserable	a	3	12:11.572	2 Laps	78.362	4:03.160	79.115	2

Provisional result to be confirmed by the Stewards of the Meeting subject to completion of technical inspections & the time limit for protests

Page 1 / 1

Circuit	Tandragee	Signed	 Chief Timekeeper	Organising Club	North Armagh MC&CC
Length(miles)	5.3438 Lap 1 (5.2368)	Issued At:	16:18	Race Started	15:57
Weather	Cloudy			Gp Time Diff - b	30.22
Track	Dry				



MCUI Ulster
Centre Timing
powered by
e-Laps timing software

www.elaps-timing.com



AROUND A POUND TANDRAGEE 100

SENIOR SUPPORT

Race 6 - Tandragee Centra Senior Support

Saturday, 04 May 2013

DETAILED RESULT



Race Classification

1 73 James KELLY

Total Time **16:20.526** Avg Speed **97.705** Behind
Best Time **3:13.835** Best Speed **99.247** On 4 Gp a

Lap	Elapsed Time	Lap Time	Lap Speed
1	3:17.009	3:17.009	95.693
2	6:32.490	3:15.481	98.411
3	9:48.372	3:15.882	98.210
4	13:02.207	3:13.835	99.247
5	16:20.526	3:18.319	97.003

2 9 Gavin LUPTON

Total Time **16:30.349** Avg Speed **96.736** Behind **9.823**
Best Time **3:16.263** Best Speed **98.019** On 5 Gp a

Lap	Elapsed Time	Lap Time	Lap Speed
1	3:18.154	3:18.154	95.140
2	6:37.211	3:19.057	96.643
3	9:56.122	3:18.911	96.714
4	13:14.086	3:17.964	97.177
5	16:30.349	3:16.263	98.019

3 72 Connor BEHAN

Total Time **16:30.591** Avg Speed **96.712** Behind **10.065**
Best Time **3:15.995** Best Speed **98.153** On 5 Gp a

Lap	Elapsed Time	Lap Time	Lap Speed
1	3:17.770	3:17.770	95.324
2	6:36.794	3:19.024	96.659
3	9:56.392	3:19.598	96.381
4	13:14.596	3:18.204	97.059
5	16:30.591	3:15.995	98.153

4 101 Shane EGAN

Total Time **16:47.758** Avg Speed **95.065** Behind **27.232**
Best Time **3:20.308** Best Speed **96.040** On 2 Gp a

Lap	Elapsed Time	Lap Time	Lap Speed
1	3:21.895	3:21.895	93.377
2	6:42.203	3:20.308	96.040
3	10:03.051	3:20.848	95.781
4	13:25.041	3:21.990	95.240
5	16:47.758	3:22.717	94.898

Race Classification

5 57 Adrian LOGUE

Total Time **17:13.668** Avg Speed **92.682** Behind **53.142**
Best Time **3:21.575** Best Speed **95.436** On 3 Gp b

Lap	Elapsed Time	Lap Time	Lap Speed
1	3:35.335	3:35.335	87.549
2	6:58.422	3:23.087	94.725
3	10:19.997	3:21.575	95.436
4	13:49.032	3:29.035	92.030
5	17:13.668	3:24.636	94.008

6 80 Thomas MAXWELL

Total Time **17:14.443** Avg Speed **92.612** Behind **53.917**
Best Time **3:25.971** Best Speed **93.399** On 3 Gp a

Lap	Elapsed Time	Lap Time	Lap Speed
1	3:29.788	3:29.788	89.864
2	6:56.053	3:26.265	93.266
3	10:22.024	3:25.971	93.399
4	13:48.227	3:26.203	93.294
5	17:14.443	3:26.216	93.288

7 60 George SCOTT

Total Time **17:21.154** Avg Speed **92.015** Behind **1:00.628**
Best Time **3:23.632** Best Speed **94.472** On 3 Gp a

Lap	Elapsed Time	Lap Time	Lap Speed
1	3:37.213	3:37.213	86.792
2	7:07.928	3:30.715	91.296
3	10:31.560	3:23.632	94.472
4	13:55.848	3:24.288	94.169
5	17:21.154	3:25.306	93.702

8 14 Rodney LITTLE

Total Time **17:23.651** Avg Speed **91.795** Behind **1:03.125**
Best Time **3:24.720** Best Speed **93.970** On 5 Gp a

Lap	Elapsed Time	Lap Time	Lap Speed
1	3:35.618	3:35.618	87.434
2	7:02.974	3:27.356	92.775
3	10:32.049	3:29.075	92.012
4	13:58.931	3:26.882	92.988
5	17:23.651	3:24.720	93.970



MCUI Ulster
Centre Timing
powered by
e-Laps timing software

www.elaps-timing.com



AROUND A POUND TANDRAGEE 100

SENIOR SUPPORT

Race 6 - Tandragee Centra Senior Support

Saturday, 04 May 2013

DETAILED RESULT



Race Classification

9 87 Ian SIMPSON

Total Time **17:29.170** Avg Speed **91.312** Behind **1:08.644**
Best Time **3:27.669** Best Speed **92.635** On **2** Gp **a**

Lap	Elapsed Time	Lap Time	Lap Speed
1	3:33.320	3:33.320	88.376
2	7:00.989	3:27.669	92.635
3	10:30.502	3:29.513	91.820
4	13:59.410	3:28.908	92.086
5	17:29.170	3:29.760	91.712

Race Classification

13 30 Aron HATCH

Total Time **17:51.694** Avg Speed **89.393** Behind **1:31.168**
Best Time **3:31.302** Best Speed **91.043** On **5** Gp **a**

Lap	Elapsed Time	Lap Time	Lap Speed
1	3:35.345	3:35.345	87.545
2	7:11.457	3:36.112	89.016
3	10:46.053	3:34.596	89.645
4	14:20.392	3:34.339	89.753
5	17:51.694	3:31.302	91.043

10 153 Noel BERTRAM

Total Time **17:47.402** Avg Speed **89.753** Behind **1:26.876**
Best Time **3:31.684** Best Speed **90.878** On **3** Gp **b**

Lap	Elapsed Time	Lap Time	Lap Speed
1	3:36.526	3:36.526	87.067
2	7:09.606	3:33.080	90.283
3	10:41.290	3:31.684	90.878
4	14:13.263	3:31.973	90.754
5	17:47.402	3:34.139	89.837

14 11 John CAHILL

Total Time **17:52.454** Avg Speed **89.330** Behind **1:31.928**
Best Time **3:32.837** Best Speed **90.386** On **5** Gp **a**

Lap	Elapsed Time	Lap Time	Lap Speed
1	3:38.113	3:38.113	86.434
2	7:12.291	3:34.178	89.820
3	10:46.560	3:34.269	89.782
4	14:19.617	3:33.057	90.293
5	17:52.454	3:32.837	90.386

11 97 William HARA

Total Time **17:50.006** Avg Speed **89.534** Behind **1:29.480**
Best Time **3:31.650** Best Speed **90.893** On **5** Gp **a**

Lap	Elapsed Time	Lap Time	Lap Speed
1	3:36.812	3:36.812	86.952
2	7:11.813	3:35.001	89.476
3	10:45.758	3:33.945	89.918
4	14:18.356	3:32.598	90.488
5	17:50.006	3:31.650	90.893

15 2 Scott PREECE

Total Time **17:53.333** Avg Speed **89.257** Behind **1:32.807**
Best Time **3:31.745** Best Speed **90.852** On **5** Gp **a**

Lap	Elapsed Time	Lap Time	Lap Speed
1	3:40.029	3:40.029	85.681
2	7:14.568	3:34.539	89.669
3	10:48.246	3:33.678	90.030
4	14:21.588	3:33.342	90.172
5	17:53.333	3:31.745	90.852

12 70 Brendan MERRIGAN

Total Time **17:50.582** Avg Speed **89.486** Behind **1:30.056**
Best Time **3:31.731** Best Speed **90.858** On **5** Gp **a**

Lap	Elapsed Time	Lap Time	Lap Speed
1	3:36.251	3:36.251	87.178
2	7:11.063	3:34.812	89.555
3	10:44.117	3:33.054	90.294
4	14:18.851	3:34.734	89.588
5	17:50.582	3:31.731	90.858

16 119 Stephen WILSON

Total Time **18:30.643** Avg Speed **86.258** Behind **2:10.117**
Best Time **3:36.185** Best Speed **88.986** On **5** Gp **b**

Lap	Elapsed Time	Lap Time	Lap Speed
1	3:44.658	3:44.658	83.916
2	7:34.798	3:50.140	83.590
3	11:14.134	3:39.336	87.708
4	14:54.458	3:40.324	87.315
5	18:30.643	3:36.185	88.986



MCUI Ulster
Centre Timing
powered by
e-Laps timing software

www.elaps-timing.com



AROUND A POUND TANDRAGEE 100

SENIOR SUPPORT

Race 6 - Tandragee Centra Senior Support

Saturday, 04 May 2013

DETAILED RESULT



Race Classification

17 31 Robert CAIRNS

Total Time **18:33.483** Avg Speed **86.038** Behind **2:12.957**
Best Time **3:39.296** Best Speed **87.724** On **5** Gp **b**

Lap	Elapsed Time	Lap Time	Lap Speed
1	3:42.806	3:42.806	84.613
2	7:30.418	3:47.612	84.519
3	11:12.746	3:42.328	86.528
4	14:54.187	3:41.441	86.874
5	18:33.483	3:39.296	87.724

18 176 James CHRISTIE

Total Time **18:33.858** Avg Speed **86.009** Behind **2:13.332**
Best Time **3:38.153** Best Speed **88.184** On **5** Gp **b**

Lap	Elapsed Time	Lap Time	Lap Speed
1	3:45.033	3:45.033	83.776
2	7:32.773	3:47.740	84.471
3	11:13.196	3:40.423	87.275
4	14:55.705	3:42.509	86.457
5	18:33.858	3:38.153	88.184

19 38 Derek WILKIE

Total Time **18:36.432** Avg Speed **85.811** Behind **2:15.906**
Best Time **3:39.267** Best Speed **87.736** On **5** Gp **b**

Lap	Elapsed Time	Lap Time	Lap Speed
1	3:43.480	3:43.480	84.358
2	7:34.363	3:50.883	83.321
3	11:15.873	3:41.510	86.847
4	14:57.165	3:41.292	86.933
5	18:36.432	3:39.267	87.736

20 81 Julian KIRK

Total Time **18:41.991** Avg Speed **85.386** Behind **2:21.465**
Best Time **3:42.016** Best Speed **86.649** On **3** Gp **b**

Lap	Elapsed Time	Lap Time	Lap Speed
1	3:48.750	3:48.750	82.414
2	7:35.218	3:46.468	84.946
3	11:17.234	3:42.016	86.649
4	14:59.329	3:42.095	86.618
5	18:41.991	3:42.662	86.398

Race Classification

21 39 Stephen GOWAN

Total Time **18:54.060** Avg Speed **84.477** Behind **2:33.534**
Best Time **3:43.980** Best Speed **85.889** On **4** Gp **b**

Lap	Elapsed Time	Lap Time	Lap Speed
1	3:49.200	3:49.200	82.253
2	7:36.173	3:46.973	84.757
3	11:25.095	3:48.922	84.035
4	15:09.075	3:43.980	85.889
5	18:54.060	3:44.985	85.506

22 142 Stuart RAYNER

Total Time **15:59.690** Avg Speed **79.781** Behind **1 Lap**
Best Time **4:00.092** Best Speed **80.126** On **2** Gp **b**

Lap	Elapsed Time	Lap Time	Lap Speed
1	3:57.283	3:57.283	79.451
2	7:57.375	4:00.092	80.126
3	11:58.906	4:01.531	79.648
4	15:59.690	4:00.784	79.895

Not Classified

DNF 34 Yvonne MONTGOMERY

Total Time **14:56.104** Avg Speed **85.442** Behind **1 Lap**
Best Time **3:40.224** Best Speed **87.354** On **3** Gp **b**

Lap	Elapsed Time	Lap Time	Lap Speed
1	3:44.411	3:44.411	84.008
2	7:33.350	3:48.939	84.029
3	11:13.574	3:40.224	87.354
4	14:56.104	3:42.530	86.449

DNF 32 Aaron BOYD

Total Time **12:11.572** Avg Speed **78.362** Behind **2 Laps**
Best Time **4:03.160** Best Speed **79.115** On **2** Gp **a**

Lap	Elapsed Time	Lap Time	Lap Speed
1	4:02.657	4:02.657	77.691
2	8:05.817	4:03.160	79.115
3	12:11.572	4:05.755	78.279



MCUI Ulster
Centre Timing
powered by
e-Laps timing software

www.elaps-timing.com



AROUND A POUND TANDRAGEE 100

SENIOR SUPPORT

Race 6 - Tandragee Centra Senior Support

LAP CHART



1					2					3				
No	Name	G	Elapsed Time	Lap Time	No	Name	G	Elapsed Time	Lap Time	No	Name	G	Elapsed Time	Lap Time
73	James KELLY	a	3:17.009	3:17.009	73	James KELLY	a	6:32.490	3:15.481	73	James KELLY	a	9:48.372	3:15.882
72	Connor BEHAN	a	3:17.770	3:17.770	72	Connor BEHAN	a	6:36.794	3:19.024	9	Gavin LUPTON	a	9:56.122	3:18.911
9	Gavin LUPTON	a	3:18.154	3:18.154	9	Gavin LUPTON	a	6:37.211	3:19.057	72	Connor BEHAN	a	9:56.392	3:19.598
101	Shane EGAN	a	3:21.895	3:21.895	101	Shane EGAN	a	6:42.203	3:20.308	101	Shane EGAN	a	10:03.051	3:20.848
80	Thomas MAXWELL	a	3:29.788	3:29.788	80	Thomas MAXWELL	a	6:56.053	3:26.265	57	Adrian LOGUE	b	10:19.997	3:21.575
87	Ian SIMPSON	a	3:33.320	3:33.320	57	Adrian LOGUE	b	6:58.422	3:23.087	80	Thomas MAXWELL	a	10:22.024	3:25.971
57	Adrian LOGUE	b	3:35.335	3:35.335	87	Ian SIMPSON	a	7:00.989	3:27.669	87	Ian SIMPSON	a	10:30.502	3:29.513
30	Aron HATCH	a	3:35.345	3:35.345	14	Rodney LITTLE	a	7:02.974	3:27.356	60	George SCOTT	a	10:31.560	3:23.632
14	Rodney LITTLE	a	3:35.618	3:35.618	60	George SCOTT	a	7:07.928	3:30.715	14	Rodney LITTLE	a	10:32.049	3:29.075
70	Brendan MERRIGAN	a	3:36.251	3:36.251	153	Noel BERTRAM	b	7:09.606	3:33.080	153	Noel BERTRAM	b	10:41.290	3:31.684
153	Noel BERTRAM	b	3:36.526	3:36.526	70	Brendan MERRIGAN	a	7:11.063	3:34.812	70	Brendan MERRIGAN	a	10:44.117	3:33.054
97	William HARA	a	3:36.812	3:36.812	30	Aron HATCH	a	7:11.457	3:36.112	97	William HARA	a	10:45.758	3:33.945
60	George SCOTT	a	3:37.213	3:37.213	97	William HARA	a	7:11.813	3:35.001	30	Aron HATCH	a	10:46.053	3:34.596
11	John CAHILL	a	3:38.113	3:38.113	11	John CAHILL	a	7:12.291	3:34.178	11	John CAHILL	a	10:46.560	3:34.269
2	Scott PREECE	a	3:40.029	3:40.029	2	Scott PREECE	a	7:14.568	3:34.539	2	Scott PREECE	a	10:48.246	3:33.678
31	Robert CAIRNS	b	3:42.806	3:42.806	31	Robert CAIRNS	b	7:30.418	3:47.612	31	Robert CAIRNS	b	11:12.746	3:42.328
38	Derek WILKIE	b	3:43.480	3:43.480	176	James CHRISTIE	b	7:32.773	3:47.740	176	James CHRISTIE	b	11:13.196	3:40.423
34	Yvonne MONTGOMERY	b	3:44.411	3:44.411	34	Yvonne MONTGOMERY	b	7:33.350	3:48.939	34	Yvonne MONTGOMERY	b	11:13.574	3:40.224
119	Stephen WILSON	b	3:44.658	3:44.658	38	Derek WILKIE	b	7:34.363	3:50.883	119	Stephen WILSON	b	11:14.134	3:39.336
176	James CHRISTIE	b	3:45.033	3:45.033	119	Stephen WILSON	b	7:34.798	3:50.140	38	Derek WILKIE	b	11:15.873	3:41.510
81	Julian KIRK	b	3:48.750	3:48.750	81	Julian KIRK	b	7:35.218	3:46.468	81	Julian KIRK	b	11:17.234	3:42.016
39	Stephen GOWAN	b	3:49.200	3:49.200	39	Stephen GOWAN	b	7:36.173	3:46.973	39	Stephen GOWAN	b	11:25.095	3:48.922
142	Stuart RAYNER	b	3:57.283	3:57.283	142	Stuart RAYNER	b	7:57.375	4:00.092	142	Stuart RAYNER	b	11:58.906	4:01.531
32	Aaron BOYD	a	4:02.657	4:02.657	32	Aaron BOYD	a	8:05.817	4:03.160	32	Aaron BOYD	a	12:11.572	4:05.755

AROUND A POUND TANDRAGEE 100

SENIOR SUPPORT

Race 6 - Tandragee Centra Senior Support

LAP CHART



4

No	Name	G	Elapsed Time	Lap Time
73	James KELLY	a	13:02.207	3:13.835
9	Gavin LUPTON	a	13:14.086	3:17.964
72	Connor BEHAN	a	13:14.596	3:18.204
101	Shane EGAN	a	13:25.041	3:21.990
80	Thomas MAXWELL	a	13:48.227	3:26.203
57	Adrian LOGUE	b	13:49.032	3:29.035
60	George SCOTT	a	13:55.848	3:24.288
14	Rodney LITTLE	a	13:58.931	3:26.882
87	Ian SIMPSON	a	13:59.410	3:28.908
153	Noel BERTRAM	b	14:13.263	3:31.973
97	William HARA	a	14:18.356	3:32.598
70	Brendan MERRIGAN	a	14:18.851	3:34.734
11	John CAHILL	a	14:19.617	3:33.057
30	Aron HATCH	a	14:20.392	3:34.339
2	Scott PREECE	a	14:21.588	3:33.342
31	Robert CAIRNS	b	14:54.187	3:41.441
119	Stephen WILSON	b	14:54.458	3:40.324
176	James CHRISTIE	b	14:55.705	3:42.509
34	Yvonne MONTGOMERY	b	14:56.104	3:42.530
38	Derek WILKIE	b	14:57.165	3:41.292
81	Julian KIRK	b	14:59.329	3:42.095
39	Stephen GOWAN	b	15:09.075	3:43.980
142	Stuart RAYNER	b	15:59.690	4:00.784

5

No	Name	G	Elapsed Time	Lap Time
73	James KELLY	a	16:20.526	3:18.319
9	Gavin LUPTON	a	16:30.349	3:16.263
72	Connor BEHAN	a	16:30.591	3:15.995
101	Shane EGAN	a	16:47.758	3:22.717
57	Adrian LOGUE	b	17:13.668	3:24.636
80	Thomas MAXWELL	a	17:14.443	3:26.216
60	George SCOTT	a	17:21.154	3:25.306
14	Rodney LITTLE	a	17:23.651	3:24.720
87	Ian SIMPSON	a	17:29.170	3:29.760
153	Noel BERTRAM	b	17:47.402	3:34.139
97	William HARA	a	17:50.006	3:31.650
70	Brendan MERRIGAN	a	17:50.582	3:31.731
30	Aron HATCH	a	17:51.694	3:31.302
11	John CAHILL	a	17:52.454	3:32.837
2	Scott PREECE	a	17:53.333	3:31.745
119	Stephen WILSON	b	18:30.643	3:36.185
31	Robert CAIRNS	b	18:33.483	3:39.296
176	James CHRISTIE	b	18:33.858	3:38.153
38	Derek WILKIE	b	18:36.432	3:39.267
81	Julian KIRK	b	18:41.991	3:42.662
39	Stephen GOWAN	b	18:54.060	3:44.985

IRISH ROAD RACE SENIOR SUPPORT

2013

Pos	No.	Name	Total	Diff	Gap	#1	#2
						R1	R1
1	73	James KELLY	45	0	0	20	25
2	9	Gavin LUPTON	30	15	15	10	20
3	10	Andy LAWSON	25	20	5	25	x
4	72	Connor BEHAN	25	20	0	9	16
5	101	Shane EGAN	21	24	4	8	13
6	36	Mark HANNA	16	29	5	16	x
7	191	James NEESOM	13	32	3	13	x
8	130	Thomas MAXWELL	13	32	0	3	10
9	57	Adrian LOGUE	11	34	2	x	11
10	12	William MONIE	11	34	0	11	x
11	30	Aron HATCH	10	35	1	7	3
12	60	George SCOTT	9	36	1	x	9
13	14	Rodney LITTLE	9	36	0	1	8
14	87	Ian SIMPSON	9	36	0	2	7
15	153	Noel BERTRAM	6	39	3	x	6
16	63	Tom ROBINSON	6	39	0	6	x
17	97	William HARA	5	40	1	x	5
18	7	Brian COOMEY	5	40	0	5	x
19	70	Brendan MERRIGAN	4	41	1	x	4
20	241	Andrew SELLARS	4	41	0	4	x
21	11	John CAHILL	2	43	2	x	2
22	2	Scott PREECE	1	44	1	x	1

Event Legend

#1 26/04/2013 KDM HIRE COOKSTOWN 100

#2 03/05/2013 AROUND A POUND TANDRAGEE 100

ULSTER ROAD RACE SENIOR SUPPORT

2013

Pos	No.	Name	Total	Diff	Gap	#1	#2
						R1	R1
1	73	James KELLY	45	0	0	20	25
2	9	Gavin LUPTON	30	15	15	10	20
3	10	Andy LAWSON	25	20	5	25	x
4	72	Connor BEHAN	25	20	0	9	16
5	101	Shane EGAN	21	24	4	8	13
6	36	Mark HANNA	16	29	5	16	x
7	191	James NEESOM	13	32	3	13	x
8	130	Thomas MAXWELL	13	32	0	3	10
9	57	Adrian LOGUE	11	34	2	x	11
10	12	William MONIE	11	34	0	11	x
11	30	Aron HATCH	10	35	1	7	3
12	60	George SCOTT	9	36	1	x	9
13	14	Rodney LITTLE	9	36	0	1	8
14	87	Ian SIMPSON	9	36	0	2	7
15	153	Noel BERTRAM	6	39	3	x	6
16	63	Tom ROBINSON	6	39	0	6	x
17	97	William HARA	5	40	1	x	5
18	7	Brian COOMEY	5	40	0	5	x
19	70	Brendan MERRIGAN	4	41	1	x	4
20	241	Andrew SELLARS	4	41	0	4	x
21	11	John CAHILL	2	43	2	x	2
22	2	Scott PREECE	1	44	1	x	1

Event Legend

#1 26/04/2013 KDM HIRE COOKSTOWN 100

#2 03/05/2013 AROUND A POUND TANDRAGEE 100