



TUESDAY 17th – SATURDAY 21st MAY 2011

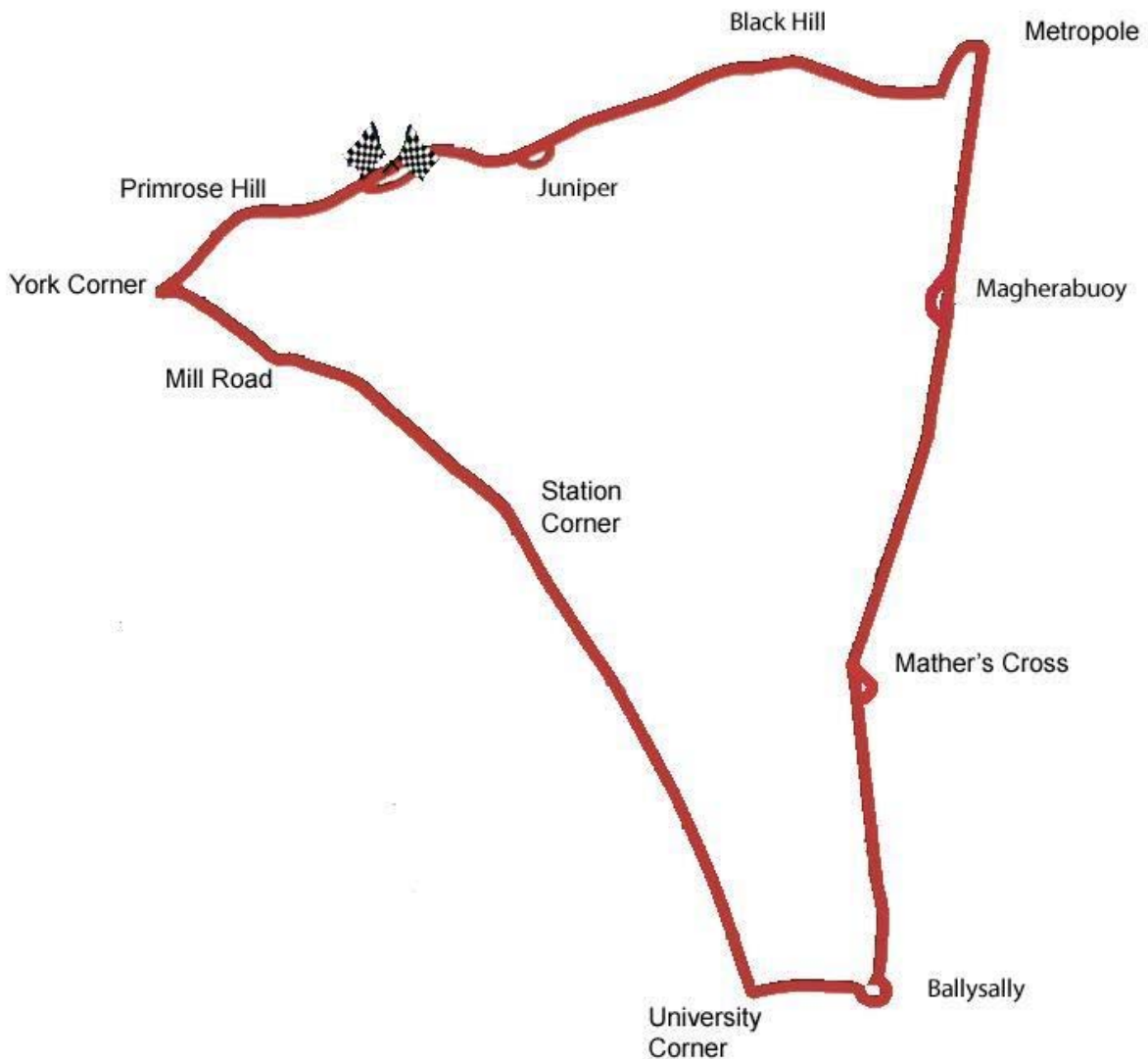
promoted by
Coleraine & District Motor Club
www.northwest200.org



SUPERBIKE RACE



The Triangle Circuit 8.970 miles



LAP RECORDS

Class	Rider	Machine	m s	mph	Year
Supersport	Keith Amor	Honda	4 37.591	116.329	2010
Superstock	Michael Rutter	BMW	4 30.027	119.588	2010
Superbike	Alastair Seeley	Suzuki	4 24.960	121.875	2010

MOST WINS at NORTH WEST 200

Robert Dunlop	15	1986 - 06	(125 - 5, 250 - 4, 350 - 1, SBK - 5)
Joey Dunlop	13	1979 - 88	(250 - 1, 500 - 1, P750 - 2, SBK - 9)
Michael Rutter	12	1997 - 08	(SSP - 2, P1000 - 1, SBK - 9)
Phillip McCallen	11	1991 - 97	(250 - 2, 400 - 1, SSP - 4, SBK - 4)
Tony Rutter	9	1973 - 82	(250 - 2, 350 - 5, 500 - 1, SBK - 1)
Bruce Anstey (NZ)	9	2002 - 07	(SSP - 4, P1000/STK - 4, SBK - 1)
Ian Lougher	8	1991 - 05	(125 - 5, 250 - 1, SSP - 1, STK - 1)
Steve Plater	8	2006 - 09	(SSP - 2, SBK - 6)

RELENTLESS International NORTH WEST 200

SUPERBIKE

First Qualifying

Tuesday, 17 May 2011



Qualifying Time **5:24.915** Qualifying Speed **99.386**


Pos	Class	No	Name	Machine / Sponsor	Time	Best Lap Behind	Speed On	Total Laps	Qualifying Laps
Qualifying Classification									
1	SBK	34	Alastair SEELEY	Suzuki - Relentless Suzuki by TAS Racing	4:31.148		119.094	3	5
2	SBK	1	Michael RUTTER	Ducati - Rapid Solicitors Bathams Ducati	4:32.096	0.948	118.679	4	7
3	SBK	40	Martin JESSOPP	Ducati - Rapid Solicitors Bathams Ducati	4:36.121	4.973	116.949	6	7
4	SBK	12	Gary JOHNSON	Honda - East Coast Racing	4:37.336	6.188	116.436	3	7
5	SBK	11	Stephen THOMPSON	BMW - T & R Motorsport	4:40.086	8.938	115.293	3	6
6	SBK	3	Guy MARTIN	Suzuki - Relentless Suzuki by TAS Racing	4:40.279	9.131	115.214	2	3
7	SBK	6	William DUNLOP	Honda - Wilson Craig Racing	4:40.424	9.276	115.154	5	6
8	SBK	8	Stuart EASTON	Kawasaki - MSS Colchester Kawasaki	4:41.754	10.606	114.611	2	6
9	SBK	13	Adrian ARCHIBALD	BMW - AMA Racing	4:42.142	10.994	114.453	4	5
10	SBK	5	Bruce ANSTEY	Honda - padgetts-motorcycles.co.uk	4:43.498	12.350	113.906	3	6
11	SBK	20	Denver ROBB	Suzuki - D.R. Racing	4:45.203	14.055	113.225	3	4
12	SBK	86	Cameron DONALD	Honda - Wilson Craig Racing	4:47.144	15.996	112.459	4	6
13	SBK	2	Ian LOUGHER	Kawasaki - Blackhorse Kawasaki Motors UK	4:47.146	15.998	112.458	4	6
14	SBK	9	Gary MASON	Kawasaki - MSS Colchester Kawasaki	4:48.046	16.898	112.107	4	6
15	SBK	16	John BURROWS	Suzuki - Cookstown BE Racing	4:48.116	16.968	112.080	6	7
16	SBK	10	Conor CUMMINS	Kawasaki - McAdoo Kawasaki Racing	4:48.236	17.088	112.033	4	5
17	SBK	30	Gavin HUNT	BMW - Sloppy Racing	4:50.194	19.046	111.277	3	6
18	SBK	18	Gerard KINGHAN	BMW - Kinghan Racing	4:51.498	20.350	110.779	4	6
19	SBK	55	Dan KNEEN	Kawasaki - Marks Bloom Racing	4:51.647	20.499	110.723	3	6
20	SBK	46	Si FULTON	Yamaha	4:55.194	24.046	109.392	3	4
21	SBK	54	Steve HENEGHAN	BMW - Quattro Plant Motorsport	4:56.141	24.993	109.043	5	6
22	SBK	33	Adrian CLARK	Honda - BHR Racing	4:56.613	25.465	108.869	5	6
23	SBK	51	Les SHAND	Yamaha - Dtec	4:56.756	25.608	108.817	3	6
24	SBK	37	James HILLIER	Kawasaki - Bournemouth Kawasaki	4:57.634	26.486	108.496	2	5
25	SBK	14	Paul SHOESMITH	BMW - Ice Valley BMW Motarrad	4:59.366	28.218	107.868	5	5
26	SBK	98	Paul OWEN	Kawasaki - Speedycom.co.uk	5:00.630	29.482	107.414	6	6
27	SBK	96	Neil GREGORY	Suzuki	5:01.347	30.199	107.159	3	6
28	SBK	69	Dave WOOLAMS	Suzuki	5:01.983	30.835	106.933	4	4
29	SBK	44	Donald MacFADYEN	BMW - Capital Fire & Security Alarms	5:07.433	36.285	105.038	4	7
30	SBK	25	Mark PARRETT	BMW - C & C Ltd. Mark Parrett Racing	5:09.111	37.963	104.467	3	5
31	SBK	65	Michael SWEENEY	Honda - Greenclean Racing	5:09.485	38.337	104.341	3	4
32	SBK	66	Mark BUCKLEY	Kawasaki - OTSS Racing	5:10.514	39.366	103.995	4	4
33	SBK	45	Anthony McCOLGAN	Suzuki	5:10.739	39.591	103.920	6	6
34	SBK	52	Sandor BITTER	Kawasaki - KMR / BA Components	5:11.091	39.943	103.802	2	5
35	SBK	83	Graham ENGLISH	Yamaha - Tiva Engineering	5:11.212	40.064	103.762	3	5
36	SBK	56	Eric WILSON	Yamaha	5:11.396	40.248	103.701	3	4
37	SBK	29	Ryan McCAY	Honda	5:16.387	45.239	102.065	4	5

Non Qualifiers

SBK	4	Michael DUNLOP	Kawasaki - Street Sweep	4:40.707	9.559	115.038	4	4	1
SBK	77	Ryan FARQUHAR	Kawasaki - KMR Kawasaki / BA Components	4:55.484	24.336	109.285	1	2	1
SBK	101	Brian McCORMACK	Honda - TAG Racing	5:08.122	36.974	104.803	4	4	1
SBK	22	Fabrice MIGUET	Kawasaki	5:08.894	37.746	104.541	2	4	1
SBK	71	Davy MORGAN	Suzuki - Strangford Holiday Park	5:09.118	37.970	104.465	2	2	1
SBK	21	Jamie HAMILTON	Kawasaki - Bushmills Inn CW Racing	5:13.851	42.703	102.890	2	2	1
SBK	17	Simon ANDREWS	BMW - Ice Valley BMW Motorrad	5:24.135	52.987	99.625	2	3	1
SBK	43	Dan MILLARD	Kawasaki - DDR Total Rail Solutions	5:25.024	53.876	99.353	3	4	0
SBK	23	Steve MERCER	Kawasaki - Sondel Racing Kawasaki UK	5:27.481	56.333	98.607	2	2	0
SBK	24	Jeremy TOYE	Kawasaki - Sondel Racing Kawasaki UK	5:31.299	1:00.151	97.471	3	3	0
SBK	38	Ray HUTCHISON	Kawasaki	5:49.761	1:18.613	92.326	5	6	0
SBK	49	William COWDEN	Suzuki - PRF Racing	6:29.345	1:58.197	82.939	1	2	0
SBK	42	Garth WOODS	Suzuki - Zeus Products / Riley Lifting	7:46.908	3:15.760	69.161	1	1	0

Provisional result to be confirmed by the Stewards of the Meeting subject to completion of technical inspections & the time limit for protests

Page 1 / 1

Circuit	The Triangle	Signed	Organising Club	Coleraine & District Motor Club
Length(miles)	8.9700 Lap 1 (8.8300)		Qualifying Started	18:27
Weather	Cloudy, 15°C, 79%RH	Chief Timekeeper		
Track	Dry	Issued At: 19:06		



MCUI Ulster
Centre Timing
powered by
e-Laps timing software



WHEEL MOTORSPORT
STEERING GROUP LTD.

Belfast
2&4 Telegraph  **nitec**



SAFETY
HEALTH
ENVIRONMENT
QUALITY

SHEQpoint.com

www.elaps-timing.com

RELENTLESS International NORTH WEST 200

SUPERBIKE

First Qualifying

Tuesday, 17 May 2011

DETAILED RESULT



Qualifying Classification

Position

1 34 Alastair SEELEY

SBK Behind

Best Time **4:31.148** Best Speed **119.094** On **3** Gp **a**

Lap	Elapsed Time	Lap Time	Lap Speed
1	4:38.164	4:38.164	114.278
2	9:11.724	4:33.560	118.044
3	13:42.872	4:31.148	119.094
4	18:15.087	4:32.215	118.627
5	23:11.058	4:55.971	109.105

2 1 Michael RUTTER

SBK Behind **0.948**

Best Time **4:32.096** Best Speed **118.679** On **4** Gp **a**

Lap	Elapsed Time	Lap Time	Lap Speed
1	4:45.730	4:45.730	111.252
2	9:26.751	4:41.021	114.910
3	14:01.318	4:34.567	117.611
4	18:33.414	4:32.096	118.679
5	23:18.883	4:45.469	113.119
6	31:51.484	8:32.601	62.996
7	36:45.685	4:54.201	109.762

3 40 Martin JESSOPP

SBK Behind **4.973**

Best Time **4:36.121** Best Speed **116.949** On **6** Gp **a**

Lap	Elapsed Time	Lap Time	Lap Speed
1	4:44.460	4:44.460	111.749
2	9:24.789	4:40.329	115.193
3	14:05.019	4:40.230	115.234
4	18:51.442	4:46.423	112.742
5	26:42.577	7:51.135	68.541
6	31:18.698	4:36.121	116.949
7	35:57.963	4:39.265	115.632

4 12 Gary JOHNSON

SBK Behind **6.188**

Best Time **4:37.336** Best Speed **116.436** On **3** Gp **a**

Lap	Elapsed Time	Lap Time	Lap Speed
1	7:35.779	7:35.779	69.744
2	12:14.457	4:38.678	115.876
3	16:51.793	4:37.336	116.436
4	21:34.756	4:42.963	114.121
5	26:16.762	4:42.006	114.508
6	31:00.611	4:43.849	113.765
7	35:41.891	4:41.280	114.804

Qualifying Classification

Position

5 11 Stephen THOMPSON

SBK Behind **8.938**

Best Time **4:40.086** Best Speed **115.293** On **3** Gp **a**

Lap	Elapsed Time	Lap Time	Lap Speed
1	5:11.310	5:11.310	102.110
2	10:06.296	4:54.986	109.470
3	14:46.382	4:40.086	115.293
4	19:28.830	4:42.448	114.329
5	24:51.421	5:22.591	100.102
6	33:05.371	8:13.950	65.375

6 3 Guy MARTIN

SBK Behind **9.131**

Best Time **4:40.279** Best Speed **115.214** On **2** Gp **a**

Lap	Elapsed Time	Lap Time	Lap Speed
1	4:50.552	4:50.552	109.406
2	9:30.831	4:40.279	115.214
3	14:16.397	4:45.566	113.081

7 6 William DUNLOP

SBK Behind **9.276**

Best Time **4:40.424** Best Speed **115.154** On **5** Gp **a**

Lap	Elapsed Time	Lap Time	Lap Speed
1	5:46.786	5:46.786	91.665
2	10:41.148	4:54.362	109.702
3	15:21.995	4:40.847	114.981
4	20:30.696	5:08.701	104.606
5	25:11.120	4:40.424	115.154
6	30:12.790	5:01.670	107.044

8 8 Stuart EASTON

SBK Behind **10.606**

Best Time **4:41.754** Best Speed **114.611** On **2** Gp **a**

Lap	Elapsed Time	Lap Time	Lap Speed
1	4:44.031	4:44.031	111.917
2	9:25.785	4:41.754	114.611
3	14:24.884	4:59.099	107.964
4	23:56.813	9:31.929	56.462
5	28:39.818	4:43.005	114.104
6	34:00.828	5:21.010	100.595

RELENTLESS International NORTH WEST 200

SUPERBIKE

First Qualifying

Tuesday, 17 May 2011

DETAILED RESULT



Qualifying Classification

Position

9 13 Adrian ARCHIBALD

SBK Behind 10.994
Best Time 4:42.142 Best Speed 114.453 On 4 Gp a

Lap	Elapsed Time	Lap Time	Lap Speed
1	5:14.054	5:14.054	101.218
2	10:01.394	4:47.340	112.383
3	14:43.986	4:42.592	114.271
4	19:26.128	4:42.142	114.453
5	24:56.916	5:30.788	97.621

10 5 Bruce ANSTEY

SBK Behind 12.350
Best Time 4:43.498 Best Speed 113.906 On 3 Gp a

Lap	Elapsed Time	Lap Time	Lap Speed
1	8:31.566	8:31.566	62.139
2	13:22.378	4:50.812	111.041
3	18:05.876	4:43.498	113.906
4	22:50.098	4:44.222	113.615
5	31:15.905	8:25.807	63.843
6	36:00.942	4:45.037	113.291

11 20 Denver ROBB

SBK Behind 14.055
Best Time 4:45.203 Best Speed 113.225 On 3 Gp a

Lap	Elapsed Time	Lap Time	Lap Speed
1	5:15.102	5:15.102	100.882
2	10:02.933	4:47.831	112.191
3	14:48.136	4:45.203	113.225
4	19:38.223	4:50.087	111.318

12 86 Cameron DONALD

SBK Behind 15.996
Best Time 4:47.144 Best Speed 112.459 On 4 Gp a

Lap	Elapsed Time	Lap Time	Lap Speed
1	5:14.387	5:14.387	101.111
2	10:04.074	4:49.687	111.472
3	18:30.813	8:26.739	63.725
4	23:17.957	4:47.144	112.459
5	28:05.925	4:47.968	112.137
6	35:20.096	7:14.171	74.376

Qualifying Classification

Position

13 2 Ian LOUGHER

SBK Behind 15.998
Best Time 4:47.146 Best Speed 112.458 On 4 Gp a

Lap	Elapsed Time	Lap Time	Lap Speed
1	5:13.251	5:13.251	101.478
2	10:04.885	4:51.634	110.728
3	16:49.766	6:44.881	79.757
4	21:36.912	4:47.146	112.458
5	26:42.597	5:05.685	105.638
6	36:34.691	9:52.094	54.539

14 9 Gary MASON

SBK Behind 16.898
Best Time 4:48.046 Best Speed 112.107 On 4 Gp a

Lap	Elapsed Time	Lap Time	Lap Speed
1	4:55.406	4:55.406	107.608
2	9:45.557	4:50.151	111.294
3	14:35.006	4:49.449	111.564
4	19:23.052	4:48.046	112.107
5	24:28.337	5:05.285	105.777
6	33:10.603	8:42.266	61.831

15 16 John BURROWS

SBK Behind 16.968
Best Time 4:48.116 Best Speed 112.080 On 6 Gp a

Lap	Elapsed Time	Lap Time	Lap Speed
1	6:33.468	6:33.468	80.789
2	11:32.099	4:58.631	108.133
3	16:24.506	4:52.407	110.435
4	21:22.429	4:57.923	108.390
5	26:14.492	4:52.063	110.565
6	31:02.608	4:48.116	112.080
7	35:55.884	4:53.276	110.108

16 10 Conor CUMMINS

SBK Behind 17.088
Best Time 4:48.236 Best Speed 112.033 On 4 Gp a

Lap	Elapsed Time	Lap Time	Lap Speed
1	5:25.357	5:25.357	97.702
2	13:42.898	8:17.541	64.903
3	18:32.726	4:49.828	111.418
4	23:20.962	4:48.236	112.033
5	28:26.813	5:05.851	105.581

RELENTLESS International NORTH WEST 200



SUPERBIKE

First Qualifying

Tuesday, 17 May 2011

DETAILED RESULT

Qualifying Classification

Position

17 **30 Gavin HUNT**
SBK Behind **19.046**
Best Time **4:50.194** Best Speed **111.277** On **3** Gp **a**

Lap	Elapsed Time	Lap Time	Lap Speed
1	5:40.269	5:40.269	93.420
2	10:36.226	4:55.957	109.110
3	15:26.420	4:50.194	111.277
4	20:17.903	4:51.483	110.785
5	28:07.444	7:49.541	68.774
6	32:58.579	4:51.135	110.918

18 **18 Gerard KINGHAN**

SBK Behind **20.350**
Best Time **4:51.498** Best Speed **110.779** On **4** Gp **a**

Lap	Elapsed Time	Lap Time	Lap Speed
1	6:27.800	6:27.800	81.970
2	11:31.216	5:03.416	106.428
3	16:25.888	4:54.672	109.586
4	21:17.386	4:51.498	110.779
5	26:09.368	4:51.982	110.596
6	31:30.579	5:21.211	100.532

19 **55 Dan KNEEN**

SBK Behind **20.499**
Best Time **4:51.647** Best Speed **110.723** On **3** Gp **a**

Lap	Elapsed Time	Lap Time	Lap Speed
1	5:51.033	5:51.033	90.556
2	10:46.447	4:55.414	109.311
3	15:38.094	4:51.647	110.723
4	20:33.631	4:55.537	109.266
5	32:01.688	11:28.057	46.932
6	37:04.445	5:02.757	106.660

20 **46 Si FULTON**

SBK Behind **24.046**
Best Time **4:55.194** Best Speed **109.392** On **3** Gp **a**

Lap	Elapsed Time	Lap Time	Lap Speed
1	6:17.163	6:17.163	84.282
2	15:25.423	9:08.260	58.899
3	20:20.617	4:55.194	109.392
4	25:18.330	4:57.713	108.467

Qualifying Classification

Position

21 **54 Steve HENEGHAN**
SBK Behind **24.993**
Best Time **4:56.141** Best Speed **109.043** On **5** Gp **a**

Lap	Elapsed Time	Lap Time	Lap Speed
1	5:50.631	5:50.631	90.659
2	10:53.419	5:02.788	106.649
3	20:18.977	9:25.558	57.098
4	26:13.935	5:54.958	90.974
5	31:10.076	4:56.141	109.043
6	36:07.907	4:57.831	108.424

22 **33 Adrian CLARK**

SBK Behind **25.465**
Best Time **4:56.613** Best Speed **108.869** On **5** Gp **a**

Lap	Elapsed Time	Lap Time	Lap Speed
1	5:49.055	5:49.055	91.069
2	10:50.418	5:01.363	107.153
3	15:48.924	4:58.506	108.179
4	20:46.153	4:57.229	108.644
5	25:42.766	4:56.613	108.869
6	30:41.666	4:58.900	108.036

23 **51 Les SHAND**

SBK Behind **25.608**
Best Time **4:56.756** Best Speed **108.817** On **3** Gp **a**

Lap	Elapsed Time	Lap Time	Lap Speed
1	6:39.845	6:39.845	79.501
2	11:46.037	5:06.192	105.463
3	16:42.793	4:56.756	108.817
4	21:42.766	4:59.973	107.650
5	27:00.395	5:17.629	101.666
6	36:53.724	9:53.329	54.425

24 **37 James HILLIER**

SBK Behind **26.486**
Best Time **4:57.634** Best Speed **108.496** On **2** Gp **a**

Lap	Elapsed Time	Lap Time	Lap Speed
1	5:46.043	5:46.043	91.861
2	10:43.677	4:57.634	108.496
3	15:44.489	5:00.812	107.349
4	23:01.905	7:17.416	73.824
5	28:23.323	5:21.418	100.467

RELENTLESS International NORTH WEST 200

SUPERBIKE

First Qualifying

Tuesday, 17 May 2011

DETAILED RESULT



Qualifying Classification

Position

25 14 Paul SHOESMITH

SBK Behind 28.218

Best Time 4:59.366 Best Speed 107.868 On 5 Gp a

Lap	Elapsed Time	Lap Time	Lap Speed
1	7:39.358	7:39.358	69.201
2	13:13.154	5:33.796	96.742
3	24:01.590	10:48.436	49.800
4	29:02.454	5:00.864	107.331
5	34:01.820	4:59.366	107.868

26 98 Paul OWEN

SBK Behind 29.482

Best Time 5:00.630 Best Speed 107.414 On 6 Gp a

Lap	Elapsed Time	Lap Time	Lap Speed
1	7:07.647	7:07.647	74.332
2	12:15.469	5:07.822	104.905
3	17:18.876	5:03.407	106.431
4	24:57.936	7:39.060	70.344
5	31:28.271	6:30.335	82.729
6	36:28.901	5:00.630	107.414

27 96 Neil GREGORY

SBK Behind 30.199

Best Time 5:01.347 Best Speed 107.159 On 3 Gp a

Lap	Elapsed Time	Lap Time	Lap Speed
1	10:16.628	10:16.628	51.551
2	15:22.676	5:06.048	105.513
3	20:24.023	5:01.347	107.159
4	25:25.746	5:01.723	107.025
5	30:28.653	5:02.907	106.607
6	35:32.323	5:03.670	106.339

28 69 Dave WOOLAMS

SBK Behind 30.835

Best Time 5:01.983 Best Speed 106.933 On 4 Gp a

Lap	Elapsed Time	Lap Time	Lap Speed
1	6:33.141	6:33.141	80.856
2	11:42.227	5:09.086	104.476
3	16:46.466	5:04.239	106.140
4	21:48.449	5:01.983	106.933

Qualifying Classification

Position

29 44 Donald MacFADYEN

SBK Behind 36.285

Best Time 5:07.433 Best Speed 105.038 On 4 Gp a

Lap	Elapsed Time	Lap Time	Lap Speed
1	6:08.369	6:08.369	86.294
2	11:20.182	5:11.813	103.562
3	16:28.298	5:08.116	104.805
4	21:35.731	5:07.433	105.038
5	26:47.914	5:12.183	103.439
6	32:01.376	5:13.462	103.017
7	37:21.832	5:20.456	100.769

30 25 Mark PARRETT

SBK Behind 37.963

Best Time 5:09.111 Best Speed 104.467 On 3 Gp a

Lap	Elapsed Time	Lap Time	Lap Speed
1	6:36.787	6:36.787	80.114
2	11:47.413	5:10.626	103.958
3	16:56.524	5:09.111	104.467
4	22:06.121	5:09.597	104.303
5	27:20.767	5:14.646	102.630

31 65 Michael SWEENEY

SBK Behind 38.337

Best Time 5:09.485 Best Speed 104.341 On 3 Gp a

Lap	Elapsed Time	Lap Time	Lap Speed
1	6:19.265	6:19.265	83.815
2	11:30.581	5:11.316	103.727
3	16:40.066	5:09.485	104.341
4	35:09.288	18:29.222	29.112

32 66 Mark BUCKLEY

SBK Behind 39.366

Best Time 5:10.514 Best Speed 103.995 On 4 Gp a

Lap	Elapsed Time	Lap Time	Lap Speed
1	7:03.183	7:03.183	75.116
2	12:17.157	5:13.974	102.849
3	19:28.661	7:11.504	74.836
4	24:39.175	5:10.514	103.995

RELENTLESS International NORTH WEST 200

SUPERBIKE

First Qualifying

Tuesday, 17 May 2011

DETAILED RESULT



Qualifying Classification

Position

33 45 Anthony McCOLGAN

SBK Behind 39.591

Best Time 5:10.739 Best Speed 103.920 On 6 Gp a

Lap	Elapsed Time	Lap Time	Lap Speed
1	7:08.475	7:08.475	74.189
2	12:25.110	5:16.635	101.985
3	17:42.427	5:17.317	101.766
4	22:57.469	5:15.042	102.501
5	28:15.869	5:18.400	101.420
6	33:26.608	5:10.739	103.920

34 52 Sandor BITTER

SBK Behind 39.943

Best Time 5:11.091 Best Speed 103.802 On 2 Gp a

Lap	Elapsed Time	Lap Time	Lap Speed
1	5:48.076	5:48.076	91.325
2	10:59.167	5:11.091	103.802
3	16:20.385	5:21.218	100.530
4	31:25.385	15:05.000	35.682
5	36:42.038	5:16.653	101.979

35 83 Graham ENGLISH

SBK Behind 40.064

Best Time 5:11.212 Best Speed 103.762 On 3 Gp a

Lap	Elapsed Time	Lap Time	Lap Speed
1	7:31.139	7:31.139	70.462
2	12:46.830	5:15.691	102.290
3	17:58.042	5:11.212	103.762
4	23:27.498	5:29.456	98.016
5	34:07.926	10:40.428	50.423

36 56 Eric WILSON

SBK Behind 40.248

Best Time 5:11.396 Best Speed 103.701 On 3 Gp a

Lap	Elapsed Time	Lap Time	Lap Speed
1	6:13.258	6:13.258	85.164
2	11:31.681	5:18.423	101.412
3	16:43.077	5:11.396	103.701
4	21:54.557	5:11.480	103.673

Qualifying Classification

Position

37 29 Ryan McCAY

SBK Behind 45.239

Best Time 5:16.387 Best Speed 102.065 On 4 Gp a

Lap	Elapsed Time	Lap Time	Lap Speed
1	6:26.497	6:26.497	82.246
2	11:44.094	5:17.597	101.676
3	18:17.222	6:33.128	82.141
4	23:33.609	5:16.387	102.065
5	28:53.382	5:19.773	100.984

Non Qualifiers

Position

4 Michael DUNLOP

SBK Behind 9.559

Best Time 4:40.707 Best Speed 115.038 On 4 Gp a

Lap	Elapsed Time	Lap Time	Lap Speed
1	8:24.428	8:24.428	63.018
2	15:05.742	6:41.314	80.466
3	28:03.639	12:57.897	41.512
4	32:44.346	4:40.707	115.038

77 Ryan FARQUHAR

SBK Behind 24.336

Best Time 4:55.484 Best Speed 109.285 On 1 Gp a

Lap	Elapsed Time	Lap Time	Lap Speed
1	4:55.484	4:55.484	107.579
2	16:18.081	11:22.597	47.308

101 Brian McCORMACK

SBK Behind 36.974

Best Time 5:08.122 Best Speed 104.803 On 4 Gp a

Lap	Elapsed Time	Lap Time	Lap Speed
1	6:06.502	6:06.502	86.733
2	14:15.635	8:09.133	66.019
3	27:49.159	13:33.524	39.694
4	32:57.281	5:08.122	104.803

22 Fabrice MIGUET

SBK Behind 37.746

Best Time 5:08.894 Best Speed 104.541 On 2 Gp a

Lap	Elapsed Time	Lap Time	Lap Speed
1	7:10.858	7:10.858	73.778
2	12:19.752	5:08.894	104.541
3	22:13.012	9:53.260	54.431
4	27:52.715	5:39.703	95.060

RELENTLESS International NORTH WEST 200

SUPERBIKE

First Qualifying

Tuesday, 17 May 2011

DETAILED RESULT



Non Qualifiers

Position

71 Davy MORGAN

SBK Behind 37.970

Best Time 5:09.118 Best Speed 104.465 On 2 Gp a

Lap	Elapsed Time	Lap Time	Lap Speed
1	16:56.807	16:56.807	31.263
2	22:05.925	5:09.118	104.465

21 Jamie HAMILTON

SBK Behind 42.703

Best Time 5:13.851 Best Speed 102.890 On 2 Gp a

Lap	Elapsed Time	Lap Time	Lap Speed
1	6:59.492	6:59.492	75.777
2	12:13.343	5:13.851	102.890

17 Simon ANDREWS

SBK Behind 52.987

Best Time 5:24.135 Best Speed 99.625 On 2 Gp a

Lap	Elapsed Time	Lap Time	Lap Speed
1	21:08.795	21:08.795	25.054
2	26:32.930	5:24.135	99.625
3	36:07.671	9:34.741	56.185

43 Dan MILLARD

SBK Behind 53.876

Best Time 5:25.024 Best Speed 99.353 On 3 Gp a

Lap	Elapsed Time	Lap Time	Lap Speed
1	7:20.092	7:20.092	72.230
2	12:45.751	5:25.659	99.159
3	18:10.775	5:25.024	99.353
4	23:36.228	5:25.453	99.222

23 Steve MERCER

SBK Behind 56.333

Best Time 5:27.481 Best Speed 98.607 On 2 Gp a

Lap	Elapsed Time	Lap Time	Lap Speed
1	6:34.901	6:34.901	80.496
2	12:02.382	5:27.481	98.607

Non Qualifiers

Position

24 Jeremy TOYE

SBK Behind 1:00.151

Best Time 5:31.299 Best Speed 97.471 On 3 Gp a

Lap	Elapsed Time	Lap Time	Lap Speed
1	24:14.113	24:14.113	21.861
2	29:46.998	5:32.885	97.006
3	35:18.297	5:31.299	97.471

38 Ray HUTCHISON

SBK Behind 1:18.613

Best Time 5:49.761 Best Speed 92.326 On 5 Gp a

Lap	Elapsed Time	Lap Time	Lap Speed
1	7:26.961	7:26.961	71.120
2	13:26.093	5:59.132	89.917
3	19:19.253	5:53.160	91.437
4	25:10.898	5:51.645	91.831
5	31:00.659	5:49.761	92.326
6	36:53.313	5:52.654	91.569

49 William COWDEN

SBK Behind 1:58.197

Best Time 6:29.345 Best Speed 82.939 On 1 Gp a

Lap	Elapsed Time	Lap Time	Lap Speed
1	6:29.345	6:29.345	81.645
2	13:36.092	7:06.747	75.670

42 Garth WOODS

SBK Behind 3:15.760

Best Time 7:46.908 Best Speed 69.161 On 1 Gp a

Lap	Elapsed Time	Lap Time	Lap Speed
1	7:46.908	7:46.908	68.082

Speed TrapSuperbike Tuesday

No.	Name	<u>Lap 1</u>	<u>Lap 2</u>	<u>Lap 3</u>	<u>Lap 4</u>	<u>Lap 5</u>	<u>Lap 6</u>	<u>Lap 7</u>
1	Michael RUTTER	185		190	191		189	193
2	Ian LOUGHER			175		176		
3	Guy MARTIN	188	191					
4	Michael DUNLOP	158	187			173		
5	Bruce ANSTEY	171	188	186	190		188	
6	William DUNLOP	166	183	190	188	188		
8	Stuart EASTON	194	186		190	188		
9	Gary MASON				178		188	
10	Conor CUMMINS		182			176		
11	Stephen THOMPSON	183		186	179		178	
12	Gary JOHNSON	183	181	183	183	186	188	188
13	Adrian ARCHIBALD				145			
14	Paul SHOESMITH	170	182	183	189	181	183	
16	John BURROWS	177			180	177	181	179
18	Gerard KINGHAN		177		182			
20	Denver ROBB	177	185	182				
22	Fabrice MIGUET	165			172	156		
24	Jeremy TOYE				142			
25	Mark PARRETT			183		172		
29	Ryan McCAY	160	164			155		
30	Gavin HUNT					168	179	
33	Adrian CLARK		182			176		
34	Alastair SEELEY	190	189	186	190			
40	Martin JESSOPP		177	177	192			192
42	Garth WOODS	138						
43	Dan MILLARD			175	174	175		
44	Donald MacFADYEN	167	174	176	176	169	172	175
45	Anthony McCOLGAN	144	169			168		
46	Si FULTON	167	169		169			
49	William COWDEN	170	157					
51	Les SHAND	173		175	180	175		
52	Sandor BITTER		173	167			171	175
54	Steve HENEGHAN					178	177	133
55	Dan KNEEN	177		179	179		173	
56	Eric WILSON		170	167				
65	Michael SWEENEY		168				162	
66	Mark BUCKLEY			180				
69	Dave WOOLAMS	170	172		161	170		
77	Ryan FARQUHAR			150				
83	Graham ENGLISH	162	170				167	
86	Cameron DONALD					181	180	
96	Neil GREGORY		171		173	167	164	
98	Paul OWEN		179	179	175			
101	Brian McCORMACK	177	147			174	179	

RELENTLESS International NORTH WEST 200

SUPERBIKE

Second Qualifying

Thursday, 19 May 2011



Qualifying Time **5:15.551** Qualifying Speed **102.335**


Pos	Class	No	Name	Machine / Sponsor	Time	Best Lap Behind	Speed On	Total Laps	Qualifying Laps
1	SBK	1	Michael RUTTER	Ducati - Rapid Solicitors Bathams Ducati	4:26.336		121.245	4	7
2	SBK	40	Martin JESSOPP	Ducati - Rapid Solicitors Bathams Ducati	4:26.906	0.570	120.986	12	12
3	SBK	4	Michael DUNLOP	Kawasaki - Street Sweep	4:27.337	1.001	120.791	11	11
4	SBK	3	Guy MARTIN	Suzuki - Relentless Suzuki by TAS Racing	4:29.083	2.747	120.008	8	10
5	SBK	86	Cameron DONALD	Honda - Wilson Craig Racing	4:29.227	2.891	119.943	11	11
6	SBK	12	Gary JOHNSON	Honda - East Coast Racing	4:30.420	4.084	119.414	3	7
7	SBK	5	Bruce ANSTEY	Honda - padgetts-motorcycles.co.uk	4:31.582	5.246	118.903	10	11
8	SBK	6	William DUNLOP	Honda - Wilson Craig Racing	4:32.710	6.374	118.411	9	10
9	SBK	17	Simon ANDREWS	BMW - Ice Valley BMW Motorrad	4:32.802	6.466	118.372	6	7
10	SBK	37	James HILLIER	Kawasaki - Bournemouth Kawasaki	4:33.699	7.363	117.984	8	11
11	SBK	77	Ryan FARQUHAR	Kawasaki - KMR Kawasaki / BA Components	4:34.626	8.290	117.585	4	5
12	SBK	11	Stephen THOMPSON	BMW - T & R Motorsport	4:36.672	10.336	116.716	10	11
13	SBK	2	Ian LOUGHER	Kawasaki - Blackhorse Kawasaki Motors UK	4:36.810	10.474	116.658	4	10
14	SBK	20	Denver ROBB	Suzuki - D.R. Racing	4:37.249	10.913	116.473	2	3
15	SBK	13	Adrian ARCHIBALD	BMW - AMA Racing	4:37.958	11.622	116.176	8	9
16	SBK	30	Gavin HUNT	BMW - Sloppy Racing	4:38.714	12.378	115.861	7	8
17	SBK	10	Conor CUMMINS	Kawasaki - McAdoo Kawasaki Racing	4:38.853	12.517	115.803	5	8
18	SBK	48	Luis CARRERA	Honda - CD Racing	4:39.447	13.111	115.557	3	6
19	SBK	18	Gerard KINGHAN	BMW - Kinghan Racing	4:39.775	13.439	115.421	4	5
20	SBK	16	John BURROWS	Suzuki - Cookstown BE Racing	4:39.913	13.577	115.364	3	8
21	SBK	51	Les SHAND	Yamaha - Dtec	4:41.112	14.776	114.872	9	9
22	SBK	14	Paul SHOESMITH	BMW - Ice Valley BMW Motorrad	4:43.465	17.129	113.919	6	10
23	SBK	66	Mark BUCKLEY	Kawasaki - OTSS Racing	4:44.611	18.275	113.460	6	7
24	SBK	33	Adrian CLARK	Honda - BHR Racing	4:45.477	19.141	113.116	3	8
25	SBK	71	Davy MORGAN	Suzuki - Strangford Holiday Park	4:48.361	22.025	111.985	3	4
26	SBK	32	Herve GANTNER	Honda - Rhino Universal	4:48.511	22.175	111.926	8	10
27	SBK	24	Jeremy TOYE	Kawasaki - Sondel Racing Kawasaki UK	4:49.632	23.296	111.493	10	11
28	SBK	21	Jamie HAMILTON	Kawasaki - Bushmills Inn CW Racing	4:50.484	24.148	111.166	3	4
29	SBK	101	Brian McCORMACK	Honda - TAG Racing	4:50.981	24.645	110.976	8	8
30	SBK	52	Sandor BITTER	Kawasaki - KMR / BA Components	4:51.440	25.104	110.802	5	11
31	SBK	44	Donald MacFADYEN	BMW - Capital Fire & Security Alarms	4:51.930	25.594	110.616	3	8
32	SBK	46	Si FULTON	Yamaha	4:52.183	25.847	110.520	7	7
33	SBK	31	Mark JOHNSTON	Honda - PMD Steel Erecting	4:52.598	26.262	110.363	2	5
34	SBK	96	Neil GREGORY	Suzuki	4:53.389	27.053	110.065	3	5
35	SBK	26	Paul CRANSTON	Honda - Loughrin Racing	4:53.642	27.306	109.971	5	8
36	SBK	29	Ryan McCAY	Honda	4:53.995	27.659	109.839	7	8
37	SBK	83	Graham ENGLISH	Yamaha - Tiva Engineering	4:54.029	27.693	109.826	9	9
38	SBK	98	Paul OWEN	Kawasaki - Speedycom.co.uk	4:54.525	28.189	109.641	3	7
39	SBK	56	Eric WILSON	Yamaha	4:55.370	29.034	109.327	9	10
40	SBK	25	Mark PARRETT	BMW - C & C Ltd. Mark Parrett Racing	4:56.074	29.738	109.067	2	7
41	SBK	22	Fabrice MIGUET	Kawasaki	4:56.301	29.965	108.984	6	7
42	SBK	43	Dan MILLARD	Kawasaki - DDR Total Rail Solutions	5:02.359	36.023	106.800	2	7
43	SBK	45	Anthony McCOLGAN	Suzuki	5:03.251	36.915	106.486	5	6
44	SBK	42	Garth WOODS	Suzuki - Zeus Products / Riley Lifting	5:08.895	42.559	104.540	2	4

Non Qualifiers

SBK	34	Alastair SEELEY	Suzuki - Relentless Suzuki by TAS Racing	4:57.082	30.746	108.697	1	3	<u>1</u>
SBK	41	Emmett BURKE	Honda	5:18.229	51.893	101.474	7	7	<u>0</u>
SBK	38	Ray HUTCHISON	Kawasaki	10:18.133	5:51.797	52.241	1	1	<u>0</u>

Provisional result to be confirmed by the Stewards of the Meeting subject to completion of technical inspections & the time limit for protests

Page 1 / 1

Circuit	The Triangle	Signed	Organising Club	Coleraine & District Motor Club
Length(miles)	8.9700 Lap 1 (8.8300)		Qualifying Started	13:18
Weather	Cloudy, 15°C, 55%RH	Chief Timekeeper		
Track	Dry	Issued At: 14:28		



MCUI Ulster
Centre Timing
powered by
e-Laps timing software



WHEEL MOTORSPORT
STEERING GROUP LTD.

Belfast
2&4 Telegraph



RELENTLESS International NORTH WEST 200

SUPERBIKE

Second Qualifying

Thursday, 19 May 2011

DETAILED RESULT



Qualifying Classification

Position

1 **1 Michael RUTTER**

SBK Behind

Best Time **4:26.336** Best Speed **121.245** On **4** Gp **a**

Lap	Elapsed Time	Lap Time	Lap Speed
1	4:34.805	4:34.805	115.675
2	9:14.332	4:39.527	115.524
3	36:41.312	27:26.980	19.607
4	41:07.648	4:26.336	121.245
5	46:21.421	5:13.773	102.915
6	57:14.665	10:53.244	49.433
7	1:02:34.276	5:19.611	101.035

2 **40 Martin JESSOPP**

SBK Behind **0.570**

Best Time **4:26.906** Best Speed **120.986** On **12** Gp **a**

Lap	Elapsed Time	Lap Time	Lap Speed
1	4:35.144	4:35.144	115.532
2	9:03.922	4:28.778	120.144
3	13:32.807	4:28.885	120.096
4	18:20.694	4:47.887	112.169
5	27:50.956	9:30.262	56.627
6	32:18.476	4:27.520	120.709
7	36:47.178	4:28.702	120.178
8	41:37.163	4:49.985	111.357
9	52:15.810	10:38.647	50.563
10	56:57.148	4:41.338	114.780
11	1:01:25.207	4:28.059	120.466
12	1:05:52.113	4:26.906	120.986

3 **4 Michael DUNLOP**

SBK Behind **1.001**

Best Time **4:27.337** Best Speed **120.791** On **11** Gp **a**

Lap	Elapsed Time	Lap Time	Lap Speed
1	8:10.917	8:10.917	64.752
2	17:03.314	8:52.397	60.654
3	21:34.498	4:31.184	119.078
4	26:03.167	4:28.669	120.193
5	34:57.595	8:54.428	60.423
6	39:27.082	4:29.487	119.828
7	43:54.668	4:27.586	120.679
8	48:24.171	4:29.503	119.821
9	52:53.929	4:29.758	119.707
10	59:48.513	6:54.584	77.890
11	1:04:15.850	4:27.337	120.791

Qualifying Classification

Position

4 **3 Guy MARTIN**

SBK Behind **2.747**

Best Time **4:29.083** Best Speed **120.008** On **8** Gp **a**

Lap	Elapsed Time	Lap Time	Lap Speed
1	4:31.519	4:31.519	117.075
2	9:04.423	4:32.904	118.327
3	13:33.799	4:29.376	119.877
4	18:11.257	4:37.458	116.385
5	32:53.213	14:41.956	36.614
6	37:25.675	4:32.462	118.519
7	41:57.997	4:32.322	118.580
8	46:27.080	4:29.083	120.008
9	51:17.490	4:50.410	111.195
10	1:00:26.163	9:08.673	58.855

5 **86 Cameron DONALD**

SBK Behind **2.891**

Best Time **4:29.227** Best Speed **119.943** On **11** Gp **a**

Lap	Elapsed Time	Lap Time	Lap Speed
1	4:51.966	4:51.966	108.876
2	9:33.109	4:41.143	114.860
3	16:52.392	7:19.283	73.511
4	21:23.110	4:30.718	119.283
5	25:57.101	4:33.991	117.858
6	30:54.591	4:57.490	108.548
7	44:15.898	13:21.307	40.299
8	48:45.182	4:29.284	119.918
9	53:14.836	4:29.654	119.753
10	58:12.743	4:57.907	108.396
11	1:02:41.970	4:29.227	119.943

6 **12 Gary JOHNSON**

SBK Behind **4.084**

Best Time **4:30.420** Best Speed **119.414** On **3** Gp **a**

Lap	Elapsed Time	Lap Time	Lap Speed
1	6:51.726	6:51.726	77.207
2	27:04.414	20:12.688	26.628
3	31:34.834	4:30.420	119.414
4	36:07.713	4:32.879	118.338
5	51:37.463	15:29.750	34.732
6	1:00:10.481	8:33.018	62.945
7	1:04:42.714	4:32.233	118.619

RELENTLESS International NORTH WEST 200

SUPERBIKE

Second Qualifying

Thursday, 19 May 2011

DETAILED RESULT



Qualifying Classification

Position

7 5 Bruce ANSTEY

SBK Behind 5.246

Best Time **4:31.582** Best Speed **118.903** On **10** Gp **a**

Lap	Elapsed Time	Lap Time	Lap Speed
1	5:10.202	5:10.202	102.475
2	9:50.570	4:40.368	115.177
3	19:34.817	9:44.247	55.271
4	24:11.803	4:36.986	116.584
5	31:56.661	7:44.858	69.466
6	36:28.823	4:32.162	118.650
7	41:19.494	4:50.671	111.095
8	48:56.668	7:37.174	70.634
9	53:55.812	4:59.144	107.948
10	58:27.394	4:31.582	118.903
11	1:03:27.876	5:00.482	107.467

8 6 William DUNLOP

SBK Behind 6.374

Best Time **4:32.710** Best Speed **118.411** On **9** Gp **a**

Lap	Elapsed Time	Lap Time	Lap Speed
1	4:38.801	4:38.801	114.017
2	9:13.791	4:34.990	117.430
3	13:47.213	4:33.422	118.103
4	18:45.351	4:58.138	108.312
5	34:47.552	16:02.201	33.561
6	39:20.829	4:33.277	118.166
7	43:54.533	4:33.704	117.981
8	55:01.485	11:06.952	48.417
9	59:34.195	4:32.710	118.411
10	1:04:36.284	5:02.089	106.896

9 17 Simon ANDREWS

SBK Behind 6.466

Best Time **4:32.802** Best Speed **118.372** On **6** Gp **a**

Lap	Elapsed Time	Lap Time	Lap Speed
1	8:02.623	8:02.623	65.865
2	12:39.634	4:37.011	116.573
3	17:13.657	4:34.023	117.844
4	21:53.609	4:39.952	115.348
5	41:31.510	19:37.901	27.415
6	46:04.312	4:32.802	118.372
7	50:54.141	4:49.829	111.417

Qualifying Classification

Position

10 37 James HILLIER

SBK Behind 7.363

Best Time **4:33.699** Best Speed **117.984** On **8** Gp **a**

Lap	Elapsed Time	Lap Time	Lap Speed
1	4:52.383	4:52.383	108.720
2	9:29.502	4:37.119	116.528
3	14:16.006	4:46.504	112.710
4	22:54.462	8:38.456	62.285
5	27:30.427	4:35.965	117.015
6	32:15.169	4:44.742	113.408
7	41:32.809	9:17.640	57.908
8	46:06.508	4:33.699	117.984
9	51:05.895	4:59.387	107.860
10	55:42.271	4:36.376	116.841
11	1:00:52.892	5:10.621	103.959

11 77 Ryan FARQUHAR

SBK Behind 8.290

Best Time **4:34.626** Best Speed **117.585** On **4** Gp **a**

Lap	Elapsed Time	Lap Time	Lap Speed
1	4:41.021	4:41.021	113.116
2	9:16.790	4:35.769	117.098
3	13:52.298	4:35.508	117.209
4	18:26.924	4:34.626	117.585
5	23:24.149	4:57.225	108.645

12 11 Stephen THOMPSON

SBK Behind 10.336

Best Time **4:36.672** Best Speed **116.716** On **10** Gp **a**

Lap	Elapsed Time	Lap Time	Lap Speed
1	4:43.327	4:43.327	112.195
2	9:22.926	4:39.599	115.494
3	14:19.605	4:56.679	108.845
4	22:52.414	8:32.809	62.971
5	27:32.300	4:39.886	115.376
6	32:11.057	4:38.757	115.843
7	37:13.914	5:02.857	106.625
8	47:20.446	10:06.532	53.240
9	53:17.446	5:57.000	90.454
10	57:54.118	4:36.672	116.716
11	1:02:33.832	4:39.714	115.446

RELENTLESS International NORTH WEST 200

SUPERBIKE

Second Qualifying

Thursday, 19 May 2011

DETAILED RESULT



Qualifying Classification

Position

13 **2 Ian LOUGHER**

SBK Behind **10.474**

Best Time **4:36.810** Best Speed **116.658** On **4** Gp **a**

Lap	Elapsed Time	Lap Time	Lap Speed
1	10:52.311	10:52.311	48.731
2	20:40.782	9:48.471	54.874
3	25:21.128	4:40.346	115.186
4	29:57.938	4:36.810	116.658
5	34:36.058	4:38.120	116.108
6	39:28.359	4:52.301	110.475
7	49:49.327	10:20.968	52.003
8	54:28.666	4:39.339	115.601
9	59:07.623	4:38.957	115.760
10	1:03:46.781	4:39.158	115.676

14 **20 Denver ROBB**

SBK Behind **10.913**

Best Time **4:37.249** Best Speed **116.473** On **2** Gp **a**

Lap	Elapsed Time	Lap Time	Lap Speed
1	4:52.700	4:52.700	108.603
2	9:29.949	4:37.249	116.473
3	14:20.749	4:50.800	111.045

15 **13 Adrian ARCHIBALD**

SBK Behind **11.622**

Best Time **4:37.958** Best Speed **116.176** On **8** Gp **a**

Lap	Elapsed Time	Lap Time	Lap Speed
1	5:19.358	5:19.358	99.537
2	9:59.702	4:40.344	115.187
3	14:38.613	4:38.911	115.779
4	19:47.477	5:08.864	104.551
5	33:48.750	14:01.273	38.385
6	38:34.671	4:45.921	112.940
7	43:13.123	4:38.452	115.970
8	47:51.081	4:37.958	116.176
9	53:13.390	5:22.309	100.190

16 **30 Gavin HUNT**

SBK Behind **12.378**

Best Time **4:38.714** Best Speed **115.861** On **7** Gp **a**

Lap	Elapsed Time	Lap Time	Lap Speed
1	5:02.292	5:02.292	105.157
2	10:09.418	5:07.126	105.143
3	14:52.991	4:43.573	113.875
4	20:04.199	5:11.208	103.763
5	40:49.616	20:45.417	25.929
6	45:30.280	4:40.664	115.056
7	50:08.994	4:38.714	115.861
8	55:36.499	5:27.505	98.600

Qualifying Classification

Position

17 **10 Conor CUMMINS**

SBK Behind **12.517**

Best Time **4:38.853** Best Speed **115.803** On **5** Gp **a**

Lap	Elapsed Time	Lap Time	Lap Speed
1	4:49.075	4:49.075	109.965
2	9:37.403	4:48.328	111.997
3	19:40.351	10:02.948	53.557
4	24:20.036	4:39.685	115.458
5	28:58.889	4:38.853	115.803
6	34:00.061	5:01.172	107.221
7	52:10.847	18:10.786	29.604
8	57:22.699	5:11.852	103.549

18 **48 Luis CARRERA**

SBK Behind **13.111**

Best Time **4:39.447** Best Speed **115.557** On **3** Gp **a**

Lap	Elapsed Time	Lap Time	Lap Speed
1	5:20.250	5:20.250	99.260
2	10:03.611	4:43.361	113.961
3	14:43.058	4:39.447	115.557
4	19:29.922	4:46.864	112.569
5	42:26.016	22:56.094	23.466
6	47:32.922	5:06.906	105.218

19 **18 Gerard KINGHAN**

SBK Behind **13.439**

Best Time **4:39.775** Best Speed **115.421** On **4** Gp **a**

Lap	Elapsed Time	Lap Time	Lap Speed
1	7:44.011	7:44.011	68.507
2	12:28.565	4:44.554	113.483
3	17:08.428	4:39.863	115.385
4	21:48.203	4:39.775	115.421
5	26:50.604	5:02.401	106.785

20 **16 John BURROWS**

SBK Behind **13.577**

Best Time **4:39.913** Best Speed **115.364** On **3** Gp **a**

Lap	Elapsed Time	Lap Time	Lap Speed
1	5:13.329	5:13.329	101.452
2	9:59.560	4:46.231	112.818
3	14:39.473	4:39.913	115.364
4	19:29.116	4:49.643	111.489
5	37:25.403	17:56.287	30.003
6	42:06.943	4:41.540	114.698
7	46:48.457	4:41.514	114.708
8	51:44.563	4:56.106	109.056

RELENTLESS International NORTH WEST 200

SUPERBIKE

Second Qualifying

Thursday, 19 May 2011

DETAILED RESULT



Qualifying Classification

Position

21 51 Les SHAND

SBK Behind 14.776

Best Time 4:41.112 Best Speed 114.872 On 9 Gp a

Lap	Elapsed Time	Lap Time	Lap Speed
1	10:04.795	10:04.795	52.560
2	14:47.828	4:43.033	114.093
3	20:05.860	5:18.032	101.537
4	30:43.789	10:37.929	50.620
5	35:29.408	4:45.619	113.060
6	42:54.669	7:25.261	72.524
7	47:37.030	4:42.361	114.364
8	52:55.618	5:18.588	101.360
9	57:36.730	4:41.112	114.872

22 14 Paul SHOESMITH

SBK Behind 17.129

Best Time 4:43.465 Best Speed 113.919 On 6 Gp a

Lap	Elapsed Time	Lap Time	Lap Speed
1	8:22.970	8:22.970	63.201
2	13:11.761	4:48.791	111.818
3	23:23.876	10:12.115	52.755
4	28:08.589	4:44.713	113.419
5	32:52.435	4:43.846	113.766
6	37:35.900	4:43.465	113.919
7	42:29.638	4:53.738	109.935
8	49:32.036	7:02.398	76.449
9	54:15.896	4:43.860	113.760
10	59:10.911	4:55.015	109.459

23 66 Mark BUCKLEY

SBK Behind 18.275

Best Time 4:44.611 Best Speed 113.460 On 6 Gp a

Lap	Elapsed Time	Lap Time	Lap Speed
1	6:01.398	6:01.398	87.958
2	17:35.025	11:33.627	46.555
3	22:20.666	4:45.641	113.051
4	27:34.271	5:13.605	102.970
5	47:40.253	20:05.982	26.777
6	52:24.864	4:44.611	113.460
7	57:27.993	5:03.129	106.529

Qualifying Classification

Position

24 33 Adrian CLARK

SBK Behind 19.141

Best Time 4:45.477 Best Speed 113.116 On 3 Gp a

Lap	Elapsed Time	Lap Time	Lap Speed
1	5:27.279	5:27.279	97.128
2	10:15.477	4:48.198	112.048
3	15:00.954	4:45.477	113.116
4	19:52.345	4:51.391	110.820
5	40:36.939	20:44.594	25.946
6	45:28.247	4:51.308	110.852
7	50:16.269	4:48.022	112.116
8	55:04.396	4:48.127	112.076

25 71 Davy MORGAN

SBK Behind 22.025

Best Time 4:48.361 Best Speed 111.985 On 3 Gp a

Lap	Elapsed Time	Lap Time	Lap Speed
1	6:10.584	6:10.584	85.778
2	12:08.004	5:57.420	90.347
3	16:56.365	4:48.361	111.985
4	21:59.194	5:02.829	106.634

26 32 Herve GANTNER

SBK Behind 22.175

Best Time 4:48.511 Best Speed 111.926 On 8 Gp a

Lap	Elapsed Time	Lap Time	Lap Speed
1	6:54.535	6:54.535	76.684
2	11:47.643	4:53.108	110.171
3	16:43.701	4:56.058	109.073
4	21:35.204	4:51.503	110.778
5	26:27.343	4:52.139	110.536
6	31:47.341	5:19.998	100.913
7	49:11.106	17:23.765	30.938
8	53:59.617	4:48.511	111.926
9	59:09.141	5:09.524	104.328
10	1:09:09.275	10:00.134	53.808

RELENTLESS International NORTH WEST 200

SUPERBIKE

Second Qualifying

Thursday, 19 May 2011

DETAILED RESULT



Qualifying Classification

Position

27 24 Jeremy TOYE

SBK Behind 23.296

Best Time 4:49.632 Best Speed 111.493 On 10 Gp a

Lap	Elapsed Time	Lap Time	Lap Speed
1	8:14.312	8:14.312	64.308
2	13:11.868	4:57.556	108.524
3	18:10.569	4:58.701	108.108
4	28:04.958	9:54.389	54.328
5	32:59.556	4:54.598	109.614
6	37:55.987	4:56.431	108.936
7	42:51.949	4:55.962	109.109
8	47:45.255	4:53.306	110.097
9	55:26.558	7:41.303	70.002
10	1:00:16.190	4:49.632	111.493
11	1:05:09.804	4:53.614	109.981

28 21 Jamie HAMILTON

SBK Behind 24.148

Best Time 4:50.484 Best Speed 111.166 On 3 Gp a

Lap	Elapsed Time	Lap Time	Lap Speed
1	5:36.576	5:36.576	94.445
2	10:29.187	4:52.611	110.358
3	15:19.671	4:50.484	111.166
4	20:30.027	5:10.356	104.048

29 101 Brian McCORMACK

SBK Behind 24.645

Best Time 4:50.981 Best Speed 110.976 On 8 Gp a

Lap	Elapsed Time	Lap Time	Lap Speed
1	5:32.829	5:32.829	95.509
2	12:04.782	6:31.953	82.387
3	24:55.524	12:50.742	41.897
4	29:48.923	4:53.399	110.062
5	34:44.864	4:55.941	109.116
6	39:42.800	4:57.936	108.386
7	50:32.804	10:50.004	49.680
8	55:23.785	4:50.981	110.976

Qualifying Classification

Position

30 52 Sandor BITTER

SBK Behind 25.104

Best Time 4:51.440 Best Speed 110.802 On 5 Gp a

Lap	Elapsed Time	Lap Time	Lap Speed
1	5:49.057	5:49.057	91.068
2	10:45.031	4:55.974	109.104
3	15:38.314	4:53.283	110.105
4	20:30.264	4:51.950	110.608
5	25:21.704	4:51.440	110.802
6	30:50.578	5:28.874	98.190
7	40:44.201	9:53.623	54.398
8	45:41.150	4:56.949	108.746
9	56:08.853	10:27.703	51.445
10	1:01:00.431	4:51.578	110.749
11	1:06:23.714	5:23.283	99.888

31 44 Donald MacFADYEN

SBK Behind 25.594

Best Time 4:51.930 Best Speed 110.616 On 3 Gp a

Lap	Elapsed Time	Lap Time	Lap Speed
1	6:04.846	6:04.846	87.127
2	10:57.906	4:53.060	110.189
3	15:49.836	4:51.930	110.616
4	20:44.872	4:55.036	109.451
5	25:48.845	5:03.973	106.233
6	39:50.129	14:01.284	38.384
7	44:44.708	4:54.579	109.621
8	49:49.438	5:04.730	105.969

32 46 Si FULTON

SBK Behind 25.847

Best Time 4:52.183 Best Speed 110.520 On 7 Gp a

Lap	Elapsed Time	Lap Time	Lap Speed
1	11:02.410	11:02.410	47.988
2	22:55.726	11:53.316	45.270
3	29:05.427	6:09.701	87.346
4	37:56.251	8:50.824	60.834
5	42:55.298	4:59.047	107.983
6	56:32.043	13:36.745	39.537
7	1:01:24.226	4:52.183	110.520

RELENTLESS International NORTH WEST 200



SUPERBIKE

Second Qualifying

Thursday, 19 May 2011

DETAILED RESULT

Qualifying Classification

Position

33 31 Mark JOHNSTON

SBK Behind 26.262

Best Time **4:52.598** Best Speed **110.363** On **2** Gp **a**

Lap	Elapsed Time	Lap Time	Lap Speed
1	5:46.573	5:46.573	91.721
2	10:39.171	4:52.598	110.363
3	15:32.318	4:53.147	110.156
4	20:27.481	4:55.163	109.404
5	25:21.022	4:53.541	110.008

34 96 Neil GREGORY

SBK Behind 27.053

Best Time **4:53.389** Best Speed **110.065** On **3** Gp **a**

Lap	Elapsed Time	Lap Time	Lap Speed
1	9:22.183	9:22.183	56.544
2	14:20.840	4:58.657	108.124
3	19:14.229	4:53.389	110.065
4	24:11.196	4:56.967	108.739
5	29:07.591	4:56.395	108.949

35 26 Paul CRANSTON

SBK Behind 27.306

Best Time **4:53.642** Best Speed **109.971** On **5** Gp **a**

Lap	Elapsed Time	Lap Time	Lap Speed
1	12:11.291	12:11.291	43.468
2	17:07.935	4:56.644	108.858
3	24:47.347	7:39.412	70.290
4	29:41.924	4:54.577	109.622
5	34:35.566	4:53.642	109.971
6	39:30.855	4:55.289	109.357
7	54:37.665	15:06.810	35.611
8	1:05:09.829	10:32.164	51.082

36 29 Ryan McCAY

SBK Behind 27.659

Best Time **4:53.995** Best Speed **109.839** On **7** Gp **a**

Lap	Elapsed Time	Lap Time	Lap Speed
1	5:48.418	5:48.418	91.235
2	10:48.421	5:00.003	107.639
3	15:46.497	4:58.076	108.335
4	20:47.072	5:00.575	107.434
5	42:28.789	21:41.717	24.807
6	47:24.268	4:55.479	109.287
7	52:18.263	4:53.995	109.839
8	57:18.521	5:00.258	107.548

Qualifying Classification

Position

37 83 Graham ENGLISH

SBK Behind 27.693

Best Time **4:54.029** Best Speed **109.826** On **9** Gp **a**

Lap	Elapsed Time	Lap Time	Lap Speed
1	6:14.294	6:14.294	84.928
2	11:14.280	4:59.986	107.645
3	16:29.715	5:15.435	102.373
4	25:40.187	9:10.472	58.662
5	30:43.147	5:02.960	106.588
6	35:39.677	4:56.530	108.900
7	40:34.159	4:54.482	109.657
8	45:30.807	4:56.648	108.856
9	50:24.836	4:54.029	109.826

38 98 Paul OWEN

SBK Behind 28.189

Best Time **4:54.525** Best Speed **109.641** On **3** Gp **a**

Lap	Elapsed Time	Lap Time	Lap Speed
1	6:05.166	6:05.166	87.051
2	11:01.155	4:55.989	109.099
3	15:55.680	4:54.525	109.641
4	21:00.199	5:04.519	106.043
5	43:22.059	22:21.860	24.065
6	54:32.441	11:10.382	48.170
7	59:32.423	4:59.982	107.646

39 56 Eric WILSON

SBK Behind 29.034

Best Time **4:55.370** Best Speed **109.327** On **9** Gp **a**

Lap	Elapsed Time	Lap Time	Lap Speed
1	5:48.657	5:48.657	91.173
2	10:49.170	5:00.513	107.456
3	15:48.778	4:59.608	107.781
4	20:46.091	4:57.313	108.613
5	25:42.769	4:56.678	108.845
6	30:43.801	5:01.032	107.271
7	45:32.371	14:48.570	36.342
8	50:27.912	4:55.541	109.264
9	55:23.282	4:55.370	109.327
10	1:03:04.441	7:41.159	70.024



SUPERBIKE

Second Qualifying

Thursday, 19 May 2011

DETAILED RESULT

Qualifying Classification

Position

40 25 Mark PARRETT

SBK Behind 29.738

Best Time 4:56.074 Best Speed 109.067 On 2 Gp a

Lap	Elapsed Time	Lap Time	Lap Speed
1	21:41.645	21:41.645	24.421
2	26:37.719	4:56.074	109.067
3	31:39.001	5:01.282	107.182
4	39:13.937	7:34.936	70.981
5	44:23.667	5:09.730	104.259
6	52:41.043	8:17.376	64.925
7	57:38.435	4:57.392	108.584

41 22 Fabrice MIGUET

SBK Behind 29.965

Best Time 4:56.301 Best Speed 108.984 On 6 Gp a

Lap	Elapsed Time	Lap Time	Lap Speed
1	6:17.626	6:17.626	84.179
2	11:16.591	4:58.965	108.013
3	16:15.379	4:58.788	108.077
4	21:16.288	5:00.909	107.315
5	34:35.253	13:18.965	40.417
6	39:31.554	4:56.301	108.984
7	44:47.205	5:15.651	102.303

42 43 Dan MILLARD

SBK Behind 36.023

Best Time 5:02.359 Best Speed 106.800 On 2 Gp a

Lap	Elapsed Time	Lap Time	Lap Speed
1	9:22.825	9:22.825	56.479
2	14:25.184	5:02.359	106.800
3	19:29.586	5:04.402	106.083
4	24:33.921	5:04.335	106.107
5	33:44.070	9:10.149	58.697
6	38:47.792	5:03.722	106.321
7	43:52.369	5:04.577	106.022

43 45 Anthony McCOLGAN

SBK Behind 36.915

Best Time 5:03.251 Best Speed 106.486 On 5 Gp a

Lap	Elapsed Time	Lap Time	Lap Speed
1	6:28.602	6:28.602	81.801
2	11:36.944	5:08.342	104.728
3	16:45.495	5:08.551	104.657
4	33:43.289	16:57.794	31.727
5	38:46.540	5:03.251	106.486
6	43:51.034	5:04.494	106.051

Qualifying Classification

Position

44 42 Garth WOODS

SBK Behind 42.559

Best Time 5:08.895 Best Speed 104.540 On 2 Gp a

Lap	Elapsed Time	Lap Time	Lap Speed
1	5:59.483	5:59.483	88.427
2	11:08.378	5:08.895	104.540
3	32:53.000	21:44.622	24.752
4	38:04.319	5:11.319	103.726

Non Qualifiers

Position

34 Alastair SEELEY

SBK Behind 30.746

Best Time 4:57.082 Best Speed 108.697 On 1 Gp a

Lap	Elapsed Time	Lap Time	Lap Speed
1	4:57.082	4:57.082	107.001
2	31:09.931	26:12.849	20.531
3	52:21.371	21:11.440	25.398

41 Emmett BURKE

SBK Behind 51.893

Best Time 5:18.229 Best Speed 101.474 On 7 Gp a

Lap	Elapsed Time	Lap Time	Lap Speed
1	8:59.242	8:59.242	58.949
2	15:56.355	6:57.113	77.418
3	21:19.724	5:23.369	99.861
4	26:42.658	5:22.934	99.996
5	32:03.700	5:21.042	100.585
6	37:22.034	5:18.334	101.441
7	42:40.263	5:18.229	101.474

38 Ray HUTCHISON

SBK Behind 5:51.797

Best Time 10:18.133 Best Speed 52.241 On 1 Gp a

Lap	Elapsed Time	Lap Time	Lap Speed
1	10:18.133	10:18.133	51.426

Speed TrapSuperbike Thursday

No.	Name	Lap 1	Lap 2	Lap 3	Lap 4	Lap 5	Lap 6	Lap 7	Lap 8
1	Michael RUTTER						189	191	194
2	Ian LOUGHER		180	178		180		189	181
3	Guy MARTIN	191		189		189		189	191
4	Michael DUNLOP	183		178	185	187		190	
5	Bruce ANSTEY		188	188	188	186	182	186	184
6	William DUNLOP	184		188		191	191	191	192
9	Gary MASON							177	
10	Conor CUMMINS	183			178	183		182	
11	Stephen THOMPSON		185	181	186	183		188	
12	Gary JOHNSON				190	190			194
13	Adrian ARCHIBALD					179	174	182	
14	Paul SHOESMITH	184	182	184	186		163	186	
16	John BURROWS		179	179			179	181	
17	Simon ANDREWS	186	188	187			183	188	
18	Gerard KINGHAN	176	184	185	166				186
20	Denver ROBB	182							
21	Jamie HAMILTON	174	161	173					
22	Fabrice MIGUET		174	174	173	179			
23	Steve MERCER					170	179		
24	Jeremy TOYE	175	175		176			182	
25	Mark PARRETT					182		184	
26	Paul CRANSTON		169		167	175		176	
29	Ryan McCAY			177				166	
30	Gavin HUNT	184		184			179	183	
31	Mark JOHNSTON	174	178	170					
32	Herve GANTNER		175	173					
33	Adrian CLARK	183	180	179		181	174		
34	Alastair SEELEY					188		182	
37	James HILLIER					185		187	
40	Martin JESSOPP	190	185	193		197		198	198
41	Emmett BURKE	158			166	165			
42	Garth WOODS			173					173
43	Dan MILLARD	173		167	177	179		181	
44	Donald MacFADYEN	165	172	185	177	183	187		
45	Anthony McCOLGAN		169	168	185				
46	Si FULTON		155						176
51	Les SHAND			180		182	173		
52	Sandor BITTER			173		170	173	176	73
54	Steve HENEGHAN						179		
55	Dan KNEEN			170					
56	Eric WILSON			178	175		175	177	177
65	Michael SWEENEY					171			
66	Mark BUCKLEY			174	160				
71	Davy MORGAN		171	175					
77	Ryan FARQUHAR	179	185	179					
83	Graham ENGLISH	172	176	171	171	174			
86	Cameron DONALD				186			189	186
96	Neil GREGORY			182					
98	Paul OWEN			178			171		180
101	Brian McCORMACK	175	165		171	177		178	

RELENTLESS International NORTH WEST 200


SUPERBIKE
Combined Qualifying
Thursday, 19 May 2011



Pos	Class	No	Name	-----Best Time / Qual Laps-----			Overall Best Time / Speed /	
				Session A	Session B		Total Qual Laps	
Qualifying Classification								
1	SBK	1	Michael RUTTER	4:32.096	6	4:26.336	4	4:26.336 121.245 10
2	SBK	40	Martin JESSOPP	4:36.121	6	4:26.906	10	4:26.906 120.986 16
3	SBK	4	Michael DUNLOP	4:40.707	1	4:27.337	7	4:27.337 120.791 8
4	SBK	3	Guy MARTIN	4:40.279	3	4:29.083	8	4:29.083 120.008 11
5	SBK	86	Cameron DONALD	4:47.144	4	4:29.227	9	4:29.227 119.943 13
6	SBK	12	Gary JOHNSON	4:37.336	6	4:30.420	3	4:30.420 119.414 9
7	SBK	34	Alastair SEELEY	4:31.148	5	4:57.082	1	4:31.148 119.094 6
8	SBK	5	Bruce ANSTEY	4:43.498	4	4:31.582	8	4:31.582 118.903 12
9	SBK	6	William DUNLOP	4:40.424	5	4:32.710	8	4:32.710 118.411 13
10	SBK	17	Simon ANDREWS	5:24.135	1	4:32.802	5	4:32.802 118.372 6
11	SBK	37	James HILLIER	4:57.634	3	4:33.699	9	4:33.699 117.984 12
12	SBK	77	Ryan FARQUHAR	4:55.484	1	4:34.626	5	4:34.626 117.585 6
13	SBK	11	Stephen THOMPSON	4:40.086	5	4:36.672	8	4:36.672 116.716 13
14	SBK	2	Ian LOUGHER	4:47.146	4	4:36.810	7	4:36.810 116.658 11
15	SBK	20	Denver ROBB	4:45.203	4	4:37.249	3	4:37.249 116.473 7
16	SBK	13	Adrian ARCHIBALD	4:42.142	4	4:37.958	6	4:37.958 116.176 10
17	SBK	30	Gavin HUNT	4:50.194	4	4:38.714	6	4:38.714 115.861 10
18	SBK	10	Conor CUMMINS	4:48.236	3	4:38.853	6	4:38.853 115.803 9
19	SBK	48	Luis CARRERA	-----		4:39.447	4	4:39.447 115.557 4
20	SBK	18	Gerard KINGHAN	4:51.498	5	4:39.775	4	4:39.775 115.421 9
21	SBK	16	John BURROWS	4:48.116	6	4:39.913	7	4:39.913 115.364 13
22	SBK	51	Les SHAND	4:56.756	4	4:41.112	4	4:41.112 114.872 8
23	SBK	8	Stuart EASTON	4:41.754	5	-----		4:41.754 114.611 5
24	SBK	14	Paul SHOESMITH	4:59.366	2	4:43.465	7	4:43.465 113.919 9
25	SBK	66	Mark BUCKLEY	5:10.514	2	4:44.611	4	4:44.611 113.460 6
26	SBK	33	Adrian CLARK	4:56.613	5	4:45.477	6	4:45.477 113.116 11
27	SBK	9	Gary MASON	4:48.046	5	-----		4:48.046 112.107 5
28	SBK	71	Davy MORGAN	5:09.118	1	4:48.361	2	4:48.361 111.985 3
29	SBK	32	Herve GANTNER	-----		4:48.511	6	4:48.511 111.926 6
30	SBK	24	Jeremy TOYE	5:31.299	0	4:49.632	8	4:49.632 111.493 8
31	SBK	21	Jamie HAMILTON	5:13.851	1	4:50.484	3	4:50.484 111.166 4
32	SBK	101	Brian McCORMACK	5:08.122	1	4:50.981	4	4:50.981 110.976 5
33	SBK	52	Sandor BITTER	5:11.091	3	4:51.440	6	4:51.440 110.802 9
34	SBK	55	Dan KNEEN	4:51.647	4	-----		4:51.647 110.723 4
35	SBK	44	Donald MacFADYEN	5:07.433	6	4:51.930	6	4:51.930 110.616 12
36	SBK	46	Si FULTON	4:55.194	2	4:52.183	2	4:52.183 110.520 4
37	SBK	31	Mark JOHNSTON	-----		4:52.598	4	4:52.598 110.363 4
38	SBK	96	Neil GREGORY	5:01.347	5	4:53.389	4	4:53.389 110.065 9
39	SBK	26	Paul CRANSTON	-----		4:53.642	4	4:53.642 109.971 4
40	SBK	29	Ryan McCAY	5:16.387	3	4:53.995	6	4:53.995 109.839 9
41	SBK	83	Graham ENGLISH	5:11.212	2	4:54.029	7	4:54.029 109.826 9
42	SBK	98	Paul OWEN	5:00.630	3	4:54.525	4	4:54.525 109.641 7
43	SBK	56	Eric WILSON	5:11.396	3	4:55.370	7	4:55.370 109.327 10
44	SBK	25	Mark PARRETT	5:09.111	4	4:56.074	4	4:56.074 109.067 8
45	SBK	54	Steve HENEGHAN	4:56.141	3	-----		4:56.141 109.043 3
46	SBK	22	Fabrice MIGUET	5:08.894	1	4:56.301	4	4:56.301 108.984 5
47	SBK	69	Dave WOOLAMS	5:01.983	3	-----		5:01.983 106.933 3
48	SBK	43	Dan MILLARD	5:25.024	0	5:02.359	5	5:02.359 106.800 5
49	SBK	45	Anthony McCOLGAN	5:10.739	5	5:03.251	4	5:03.251 106.486 9
50	SBK	42	Garth WOODS	7:46.908	0	5:08.895	2	5:08.895 104.540 2
51	SBK	65	Michael SWEENEY	5:09.485	2	-----		5:09.485 104.341 2

Provisional result to be confirmed by the Stewards of the Meeting subject to completion of technical inspections & the time limit for protests

Page 1 / 2

Circuit	The Triangle	Signed	Organising Club	Coleraine & District Motor Club
Length(miles)	8.9700 Lap 1 (8.8300)			
Weather	Cloudy	Chief Timekeeper		
Track	Dry	Issued At:		



MCUI Ulster
 Centre Timing
 powered by
 e-Laps timing software



2&4
 WHEEL MOTORSPORT
 STEERING GROUP LTD.

Belfast Telegraph  **nitec**



www.elaps-timing.com

RELENTLESS International NORTH WEST 200

SUPERBIKE
Combined Qualifying
Thursday, 19 May 2011




Non Qualifiers

SBK	23	Steve MERCER	5:27.481	0	-----		0
SBK	38	Ray HUTCHISON	5:49.761	0	10:18.133	0	0
SBK	49	William COWDEN	6:29.345	0	-----		0
SBK	41	Emmett BURKE	-----		5:18.229	0	0

Provisional result to be confirmed by the Stewards of the Meeting subject to completion of technical inspections & the time limit for protests

Page 2 / 2

Circuit	The Triangle	Signed	 Chief Timekeeper	Organising Club	Coleraine & District Motor Club
Length(miles)	8.9700 Lap 1 (8.8300)	Issued At:			
Weather	Cloudy				
Track	Dry				

