



TUESDAY 17<sup>th</sup> – SATURDAY 21<sup>st</sup> MAY 2011

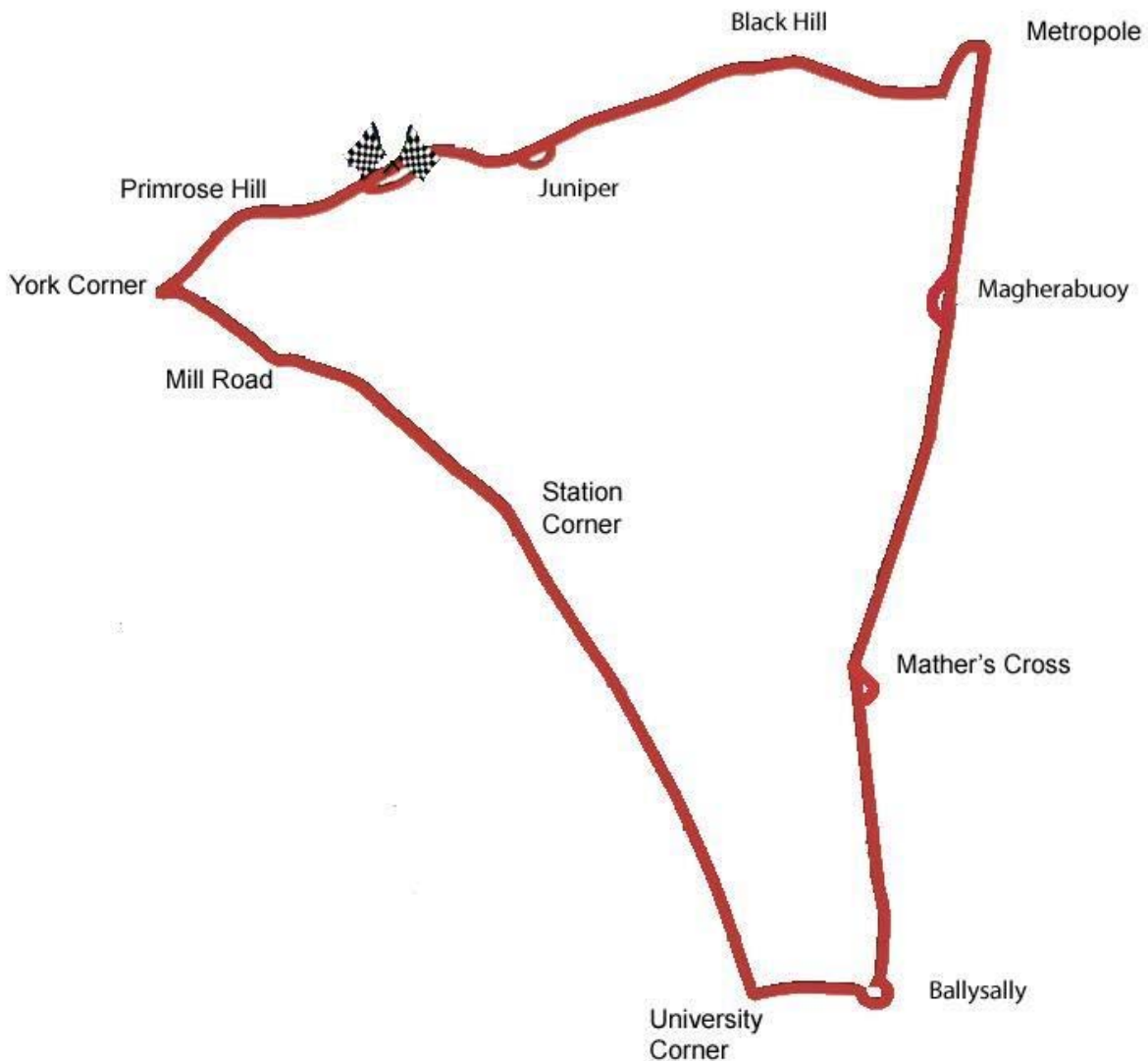
promoted by  
Coleraine & District Motor Club  
www.northwest200.org



# SUPERSTOCK RACE



# The Triangle Circuit 8.970 miles



## LAP RECORDS

Class	Rider	Machine	m s	mph	Year
Supersport	Keith Amor	Honda	4 37.591	116.329	2010
Superstock	Michael Rutter	BMW	4 30.027	119.588	2010
Superbike	Alastair Seeley	Suzuki	4 24.960	121.875	2010

## MOST WINS at NORTH WEST 200

Robert Dunlop	15	1986 - 06	(125 - 5, 250 - 4, 350 - 1, SBK - 5)
Joey Dunlop	13	1979 - 88	(250 - 1, 500 - 1, P750 - 2, SBK - 9)
Michael Rutter	12	1997 - 08	(SSP - 2, P1000 - 1, SBK - 9)
Phillip McCallen	11	1991 - 97	(250 - 2, 400 - 1, SSP - 4, SBK - 4)
Tony Rutter	9	1973 - 82	(250 - 2, 350 - 5, 500 - 1, SBK - 1)
Bruce Anstey (NZ)	9	2002 - 07	(SSP - 4, P1000/STK - 4, SBK - 1)
Ian Lougher	8	1991 - 05	(125 - 5, 250 - 1, SSP - 1, STK - 1)
Steve Plater	8	2006 - 09	(SSP - 2, SBK - 6)

# RELENTLESS International NORTH WEST 200

## SUPERSTOCK

### First Qualifying

Tuesday, 17 May 2011




Qualifying Time **5:24.584** Qualifying Speed **99.487**

Pos	Class	No	Name	Machine / Sponsor	Time	Best Lap Behind	Speed On	Total Laps	Qualifying Laps
1	STK	34	Alastair SEELEY	Suzuki - Relentless Suzuki by TAS Racing	4:32.690		118.420 3	6	6
2	STK	4	Michael DUNLOP	Kawasaki - Street Sweep	4:32.735	0.045	118.401 6	6	4
3	STK	1	Michael RUTTER	Ducati - Rapid Solicitors Bathams Ducati	4:36.625	3.935	116.736 3	7	6
4	STK	6	William DUNLOP	Honda - Wilson Craig Racing	4:37.602	4.912	116.325 3	5	4
5	STK	2	Ian LOUGHER	Kawasaki - Blackhorse Kawasaki Motors UK	4:37.695	5.005	116.286 3	6	6
6	STK	13	Adrian ARCHIBALD	BMW - AMA Racing	4:38.032	5.342	116.145 5	6	4
7	STK	86	Cameron DONALD	Honda - Wilson Craig Racing	4:38.091	5.401	116.120 4	6	5
8	STK	77	Ryan FARQUHAR	Kawasaki - KMR Kawasaki / BA Components	4:38.141	5.451	116.099 5	6	5
9	STK	3	Guy MARTIN	Suzuki - Relentless Suzuki by TAS Racing	4:39.036	6.346	115.727 3	6	5
10	STK	28	Stefano BONETTI	Kawasaki - Speed Motor	4:39.628	6.938	115.482 5	7	7
11	STK	11	Stephen THOMPSON	BMW - T & R Motorsport	4:39.799	7.109	115.411 3	6	6
12	STK	5	Bruce ANSTEY	Honda - padgetts-motorcycles.co.uk	4:40.465	7.775	115.137 5	6	4
13	STK	12	Gary JOHNSON	Honda - East Coast Racing	4:41.023	8.333	114.909 5	6	4
14	STK	8	Stuart EASTON	Kawasaki - MSS Colchester Kawasaki	4:42.489	9.799	114.312 6	7	5
15	STK	40	Martin JESSOPP	Ducati - Rapid Solicitors Bathams Ducati	4:42.666	9.976	114.241 4	6	5
16	STK	30	Gavin HUNT	BMW - Sloppy Racing	4:42.931	10.241	114.134 4	5	3
17	STK	20	Denver ROBB	Suzuki - D.R. Racing	4:43.350	10.660	113.965 5	6	5
18	STK	18	Gerard KINGHAN	BMW - Kinghan Racing	4:43.677	10.987	113.834 4	7	5
19	STK	10	Conor CUMMINS	Kawasaki - McAdoo Kawasaki Racing	4:44.303	11.613	113.583 3	6	5
20	STK	55	Dan KNEEN	Kawasaki - Marks Bloom Racing	4:44.796	12.106	113.386 4	4	4
21	STK	17	Simon ANDREWS	BMW - Ice Valley BMW Motorrad	4:46.114	13.424	112.864 6	7	6
22	STK	48	Luis CARREIRA	Honda - CD Racing	4:46.119	13.429	112.862 5	6	5
23	STK	9	Gary MASON	Kawasaki - MSS Colchester Kawasaki	4:48.083	15.393	112.093 5	7	6
24	STK	54	Steve HENEGHAN	BMW - Quattro Plant Motorsport	4:48.109	15.419	112.083 6	7	5
25	STK	16	John BURROWS	Kawasaki - Cookstown BE Racing	4:48.768	16.078	111.827 4	5	4
26	STK	37	James HILLIER	Kawasaki - Bournemouth Kawasaki	4:48.827	16.137	111.804 5	6	5
27	STK	51	Les SHAND	Yamaha - Dtec	4:49.236	16.546	111.646 2	5	4
28	STK	14	Paul SHOESMITH	BMW - Ice Valley BMW Motorrad	4:49.479	16.789	111.552 4	7	6
29	STK	33	Adrian CLARK	Honda - BHR Racing	4:52.781	20.091	110.294 5	6	5
30	STK	23	Steve MERCER	Kawasaki - Sondel Racing Kawasaki UK	4:53.960	21.270	109.852 4	6	5
31	STK	50	William DAVISON	Honda - Hill Contracts	4:53.983	21.293	109.843 4	4	3
32	STK	15	Kirk JAMISON	BMW - Jim Angus Contracts	4:55.214	22.524	109.385 4	5	4
33	STK	52	Sandor BITTER	Kawasaki - KMR Kawasaki / BA Components	4:55.593	22.903	109.245 3	5	2
34	STK	81	Coyles WRIGHT	Kawasaki - Bushmills Inn CW Racing	4:55.897	23.207	109.133 3	4	2
35	STK	21	Jamie HAMILTON	Kawasaki - Bushmills Inn CW Racing	4:57.702	25.012	108.471 4	6	4
36	STK	32	Herve GANTNER	Honda - Rhino Universal	5:02.163	29.473	106.869 5	5	2
37	STK	44	Donald MacFADYEN	BMW - Capital Fire & Security Alarms	5:02.327	29.637	106.811 5	7	6
38	STK	56	Eric WILSON	Yamaha	5:02.391	29.701	106.789 3	5	3
39	STK	26	Paul CRANSTON	Honda - Loughrin Racing	5:03.733	31.043	106.317 5	5	3
40	STK	29	Ryan McCAY	Honda	5:03.907	31.217	106.256 2	4	2
41	STK	45	Anthony McCOLGAN	Suzuki	5:05.137	32.447	105.828 4	6	5
42	STK	65	Michael SWEENEY	Honda - Greenclean Racing	5:06.174	33.484	105.469 2	2	2
43	STK	27	John HILDRETH	Suzuki	5:06.338	33.648	105.413 5	6	5
44	STK	36	Brian PATTERSON	Suzuki	5:06.360	33.670	105.405 3	5	4
45	STK	22	Fabrice MIGUET	Kawasaki	5:07.606	34.916	104.978 2	4	2
46	STK	83	Graham ENGLISH	Yamaha - Fix Auto Collision	5:07.624	34.934	104.972 5	5	3
47	STK	25	Mark PARRETT	BMW - C & C Ltd. Mark Parrett Racing	5:08.809	36.119	104.569 2	3	2
48	STK	24	Jeremy TOYE	Kawasaki - Sondel Racing Kawasaki UK	5:10.132	37.442	104.123 6	6	5
49	STK	43	Dan MILLARD	Kawasaki - DDR Total Rail Solutions	5:16.733	44.043	101.953 4	5	4
50	STK	19	Brian WYLES	Suzuki - KS Performance	5:20.724	48.034	100.685 2	6	4
51	STK	53	Johnny McCAY	Honda - sorrymate.com	5:20.765	48.075	100.672 5	5	2

Provisional result to be confirmed by the Stewards of the Meeting subject to completion of technical inspections & the time limit for protests

Page 1 / 2

Circuit	<b>The Triangle</b>	Signed	Organising Club	<b>Coleraine &amp; District Motor Club</b>
Length(miles)	<b>8.9700 Lap 1 (8.8300)</b>		Qualifying Started	<b>20:01</b>
Weather	<b>Cloudy, 15°C, 82%RH</b>	Chief Timekeeper		
Track	<b>Dry</b>	Issued At: 20:40		



MCUI Ulster  
Centre Timing  
powered by  
e-Laps timing software



WHEEL MOTORSPORT  
STEERING GROUP LTD.

Belfast  
**2&4**



# RELENTLESS International NORTH WEST 200

**SUPERSTOCK**

**First Qualifying**

**Tuesday, 17 May 2011**




Qualifying Time **5:24.584** Qualifying Speed **99.487**

Pos	Class	No	Name	Machine / Sponsor	----- Time	Best Lap Behind	----- Speed	On	Total Laps	Qualifying Laps
<b>Non Qualifiers</b>										
	STK	31	Mark JOHNSTON	Kawasaki	5:01.235	28.545	107.199	2	5	<u>1</u>
	STK	42	Garth WOODS	Suzuki - Zeus Products / Riley Lifting	5:32.961	1:00.271	96.984	3	5	<u>0</u>

Provisional result to be confirmed by the Stewards of the Meeting subject to completion of technical inspections & the time limit for protests

Page 2 / 2

Circuit	<b>The Triangle</b>	Signed		Organising Club	<b>Coleraine &amp; District Motor Club</b>
Length(miles)	<b>8.9700 Lap 1 (8.8300)</b>		Chief Timekeeper	Qualifying Started	<b>20:01</b>
Weather	<b>Cloudy, 15°C, 82%RH</b>	Issued At:	20:40		
Track	<b>Dry</b>				



# RELENTLESS International NORTH WEST 200

## SUPERSTOCK

First Qualifying

Tuesday, 17 May 2011

## DETAILED RESULT



### Qualifying Classification

Position

#### **1** 34 Alastair SEELEY

STK Behind

Best Time **4:32.690** Best Speed **118.420** On **3** Gp **a**

Lap	Elapsed Time	Lap Time	Lap Speed
1	4:38.293	4:38.293	114.225
2	9:39.621	5:01.328	107.166
3	14:12.311	4:32.690	118.420
4	18:45.134	4:32.823	118.362
5	23:19.136	4:34.002	117.853
6	27:58.207	4:39.071	115.712

#### **2** 4 Michael DUNLOP

STK Behind **0.045**

Best Time **4:32.735** Best Speed **118.401** On **6** Gp **a**

Lap	Elapsed Time	Lap Time	Lap Speed
1	7:56.409	7:56.409	66.724
2	12:56.710	5:00.301	107.532
3	17:33.771	4:37.061	116.552
4	22:17.601	4:43.830	113.772
5	30:35.409	8:17.808	64.868
6	35:08.144	4:32.735	118.401

#### **3** 1 Michael RUTTER

STK Behind **3.935**

Best Time **4:36.625** Best Speed **116.736** On **3** Gp **a**

Lap	Elapsed Time	Lap Time	Lap Speed
1	4:53.323	4:53.323	108.372
2	9:42.112	4:48.789	111.819
3	14:18.737	4:36.625	116.736
4	19:02.087	4:43.350	113.965
5	23:39.034	4:36.947	116.600
6	28:30.741	4:51.707	110.700
7	35:29.819	6:59.078	77.055

#### **4** 6 William DUNLOP

STK Behind **4.912**

Best Time **4:37.602** Best Speed **116.325** On **3** Gp **a**

Lap	Elapsed Time	Lap Time	Lap Speed
1	6:11.038	6:11.038	85.673
2	10:52.998	4:41.960	114.527
3	15:30.600	4:37.602	116.325
4	20:08.913	4:38.313	116.028
5	24:56.773	4:47.860	112.180

### Qualifying Classification

Position

#### **5** 2 Ian LOUGHER

STK Behind **5.005**

Best Time **4:37.695** Best Speed **116.286** On **3** Gp **a**

Lap	Elapsed Time	Lap Time	Lap Speed
1	5:00.095	5:00.095	105.926
2	9:42.536	4:42.441	114.332
3	14:20.231	4:37.695	116.286
4	19:31.609	5:11.378	103.707
5	24:14.562	4:42.953	114.125
6	28:55.866	4:41.304	114.794

#### **6** 13 Adrian ARCHIBALD

STK Behind **5.342**

Best Time **4:38.032** Best Speed **116.145** On **5** Gp **a**

Lap	Elapsed Time	Lap Time	Lap Speed
1	6:10.614	6:10.614	85.771
2	10:56.593	4:45.979	112.917
3	15:42.813	4:46.220	112.822
4	20:22.350	4:39.537	115.520
5	25:00.382	4:38.032	116.145
6	30:29.052	5:28.670	98.251

#### **7** 86 Cameron DONALD

STK Behind **5.401**

Best Time **4:38.091** Best Speed **116.120** On **4** Gp **a**

Lap	Elapsed Time	Lap Time	Lap Speed
1	5:10.287	5:10.287	102.447
2	9:56.242	4:45.955	112.927
3	14:35.497	4:39.255	115.636
4	19:13.588	4:38.091	116.120
5	24:21.090	5:07.502	105.014
6	32:24.111	8:03.021	66.854

#### **8** 77 Ryan FARQUHAR

STK Behind **5.451**

Best Time **4:38.141** Best Speed **116.099** On **5** Gp **a**

Lap	Elapsed Time	Lap Time	Lap Speed
1	5:40.425	5:40.425	93.377
2	10:25.184	4:44.759	113.401
3	15:05.807	4:40.623	115.073
4	19:45.236	4:39.429	115.564
5	24:23.377	4:38.141	116.099
6	29:37.687	5:14.310	102.739

# RELENTLESS International NORTH WEST 200

## SUPERSTOCK

First Qualifying

Tuesday, 17 May 2011

## DETAILED RESULT



### Qualifying Classification

Position

**9** **3 Guy MARTIN**  
 STK Behind **6.346**  
 Best Time **4:39.036** Best Speed **115.727** On **3** Gp **a**

Lap	Elapsed Time	Lap Time	Lap Speed
1	4:43.589	4:43.589	112.092
2	9:23.934	4:40.345	115.187
3	14:02.970	4:39.036	115.727
4	18:47.185	4:44.215	113.618
5	30:19.863	11:32.678	46.619
6	34:58.981	4:39.118	115.693

**10** **28 Stefano BONETTI**  
 STK Behind **6.938**  
 Best Time **4:39.628** Best Speed **115.482** On **5** Gp **a**

Lap	Elapsed Time	Lap Time	Lap Speed
1	5:23.415	5:23.415	98.289
2	10:13.094	4:49.679	111.475
3	14:59.593	4:46.499	112.712
4	19:45.827	4:46.234	112.817
5	24:25.455	4:39.628	115.482
6	29:35.867	5:10.412	104.029
7	34:54.831	5:18.964	101.240

**11** **11 Stephen THOMPSON**  
 STK Behind **7.109**  
 Best Time **4:39.799** Best Speed **115.411** On **3** Gp **a**

Lap	Elapsed Time	Lap Time	Lap Speed
1	4:53.599	4:53.599	108.270
2	9:40.229	4:46.630	112.661
3	14:20.028	4:39.799	115.411
4	19:02.293	4:42.265	114.403
5	23:44.865	4:42.572	114.279
6	28:46.158	5:01.293	107.178

**12** **5 Bruce ANSTEY**  
 STK Behind **7.775**  
 Best Time **4:40.465** Best Speed **115.137** On **5** Gp **a**

Lap	Elapsed Time	Lap Time	Lap Speed
1	6:10.865	6:10.865	85.713
2	10:55.719	4:44.854	113.363
3	15:42.356	4:46.637	112.658
4	23:07.156	7:24.800	72.599
5	27:47.621	4:40.465	115.137
6	32:54.015	5:06.394	105.394

### Qualifying Classification

Position

**13** **12 Gary JOHNSON**  
 STK Behind **8.333**  
 Best Time **4:41.023** Best Speed **114.909** On **5** Gp **a**

Lap	Elapsed Time	Lap Time	Lap Speed
1	7:12.657	7:12.657	73.472
2	11:56.042	4:43.385	113.951
3	16:38.385	4:42.343	114.372
4	21:27.277	4:48.892	111.779
5	26:08.300	4:41.023	114.909
6	35:27.030	9:18.730	57.795

**14** **8 Stuart EASTON**  
 STK Behind **9.799**  
 Best Time **4:42.489** Best Speed **114.312** On **6** Gp **a**

Lap	Elapsed Time	Lap Time	Lap Speed
1	5:11.340	5:11.340	102.101
2	10:05.689	4:54.349	109.707
3	15:08.378	5:02.689	106.684
4	21:46.925	6:38.547	81.024
5	26:33.232	4:46.307	112.788
6	31:15.721	4:42.489	114.312
7	36:55.648	5:39.927	94.997

**15** **40 Martin JESSOPP**  
 STK Behind **9.976**  
 Best Time **4:42.666** Best Speed **114.241** On **4** Gp **a**

Lap	Elapsed Time	Lap Time	Lap Speed
1	5:01.360	5:01.360	105.482
2	9:51.646	4:50.286	111.242
3	14:37.632	4:45.986	112.915
4	19:20.298	4:42.666	114.241
5	24:23.281	5:02.983	106.580
6	32:17.879	7:54.598	68.041

**16** **30 Gavin HUNT**  
 STK Behind **10.241**  
 Best Time **4:42.931** Best Speed **114.134** On **4** Gp **a**

Lap	Elapsed Time	Lap Time	Lap Speed
1	10:11.525	10:11.525	51.982
2	15:02.967	4:51.442	110.801
3	19:48.574	4:45.607	113.064
4	24:31.505	4:42.931	114.134
5	29:56.396	5:24.891	99.393

# RELENTLESS International NORTH WEST 200

## SUPERSTOCK

First Qualifying

Tuesday, 17 May 2011

## DETAILED RESULT



### Qualifying Classification

Position

#### 17 20 Denver ROBB

STK Behind 10.660

Best Time 4:43.350 Best Speed 113.965 On 5 Gp a

Lap	Elapsed Time	Lap Time	Lap Speed
1	5:01.765	5:01.765	105.340
2	9:47.586	4:45.821	112.980
3	14:34.549	4:46.963	112.530
4	26:13.396	11:38.847	46.208
5	30:56.746	4:43.350	113.965
6	36:11.089	5:14.343	102.729

#### 18 18 Gerard KINGHAN

STK Behind 10.987

Best Time 4:43.677 Best Speed 113.834 On 4 Gp a

Lap	Elapsed Time	Lap Time	Lap Speed
1	5:33.041	5:33.041	95.448
2	10:22.578	4:49.537	111.530
3	15:07.062	4:44.484	113.511
4	19:50.739	4:43.677	113.834
5	25:16.868	5:26.129	99.016
6	30:02.141	4:45.273	113.197
7	35:04.771	5:02.630	106.705

#### 19 10 Conor CUMMINS

STK Behind 11.613

Best Time 4:44.303 Best Speed 113.583 On 3 Gp a

Lap	Elapsed Time	Lap Time	Lap Speed
1	8:28.776	8:28.776	62.479
2	13:14.426	4:45.650	113.047
3	17:58.729	4:44.303	113.583
4	22:46.149	4:47.420	112.351
5	27:32.842	4:46.693	112.636
6	32:26.909	4:54.067	109.812

#### 20 55 Dan KNEEN

STK Behind 12.106

Best Time 4:44.796 Best Speed 113.386 On 4 Gp a

Lap	Elapsed Time	Lap Time	Lap Speed
1	4:59.683	4:59.683	106.072
2	9:53.592	4:53.909	109.871
3	14:41.263	4:47.671	112.253
4	19:26.059	4:44.796	113.386

### Qualifying Classification

Position

#### 21 17 Simon ANDREWS

STK Behind 13.424

Best Time 4:46.114 Best Speed 112.864 On 6 Gp a

Lap	Elapsed Time	Lap Time	Lap Speed
1	7:40.845	7:40.845	68.978
2	12:29.543	4:48.698	111.854
3	17:22.783	4:53.240	110.121
4	22:11.313	4:48.530	111.919
5	27:03.326	4:52.013	110.584
6	31:49.440	4:46.114	112.864
7	36:54.361	5:04.921	105.903

#### 22 48 Luis CARREIRA

STK Behind 13.429

Best Time 4:46.119 Best Speed 112.862 On 5 Gp a

Lap	Elapsed Time	Lap Time	Lap Speed
1	6:03.944	6:03.944	87.343
2	10:55.062	4:51.118	110.924
3	15:44.427	4:49.365	111.596
4	20:34.169	4:49.742	111.451
5	25:20.288	4:46.119	112.862
6	30:12.989	4:52.701	110.324

#### 23 9 Gary MASON

STK Behind 15.393

Best Time 4:48.083 Best Speed 112.093 On 5 Gp a

Lap	Elapsed Time	Lap Time	Lap Speed
1	5:14.027	5:14.027	101.227
2	12:33.531	7:19.504	73.474
3	17:23.816	4:50.285	111.242
4	22:11.980	4:48.164	112.061
5	27:00.063	4:48.083	112.093
6	31:49.157	4:49.094	111.701
7	36:47.970	4:58.813	108.068

#### 24 54 Steve HENEGHAN

STK Behind 15.419

Best Time 4:48.109 Best Speed 112.083 On 6 Gp a

Lap	Elapsed Time	Lap Time	Lap Speed
1	5:50.079	5:50.079	90.802
2	10:41.895	4:51.816	110.659
3	15:32.031	4:50.136	111.300
4	20:22.152	4:50.121	111.305
5	25:10.613	4:48.461	111.946
6	29:58.722	4:48.109	112.083
7	37:46.766	7:48.044	68.994

# RELENTLESS International NORTH WEST 200

## SUPERSTOCK

First Qualifying

Tuesday, 17 May 2011

## DETAILED RESULT



### Qualifying Classification

Position

#### **25** 16 John BURROWS

STK Behind 16.078

Best Time **4:48.768** Best Speed **111.827** On **4** Gp **a**

Lap	Elapsed Time	Lap Time	Lap Speed
1	5:15.018	5:15.018	100.909
2	15:18.422	10:03.404	53.516
3	20:07.857	4:49.435	111.569
4	24:56.625	4:48.768	111.827
5	29:58.931	5:02.306	106.819

#### **26** 37 James HILLIER

STK Behind 16.137

Best Time **4:48.827** Best Speed **111.804** On **5** Gp **a**

Lap	Elapsed Time	Lap Time	Lap Speed
1	5:07.869	5:07.869	103.252
2	10:02.626	4:54.757	109.555
3	15:03.580	5:00.954	107.299
4	23:45.592	8:42.012	61.861
5	28:34.419	4:48.827	111.804
6	33:27.439	4:53.020	110.204

#### **27** 51 Les SHAND

STK Behind 16.546

Best Time **4:49.236** Best Speed **111.646** On **2** Gp **a**

Lap	Elapsed Time	Lap Time	Lap Speed
1	6:03.314	6:03.314	87.495
2	10:52.550	4:49.236	111.646
3	15:43.884	4:51.334	110.842
4	20:33.954	4:50.070	111.325
5	25:54.230	5:20.276	100.826

#### **28** 14 Paul SHOESMITH

STK Behind 16.789

Best Time **4:49.479** Best Speed **111.552** On **4** Gp **a**

Lap	Elapsed Time	Lap Time	Lap Speed
1	7:40.534	7:40.534	69.024
2	12:32.056	4:51.522	110.770
3	17:22.177	4:50.121	111.305
4	22:11.656	4:49.479	111.552
5	27:01.212	4:49.556	111.522
6	31:51.986	4:50.774	111.055
7	36:57.725	5:05.739	105.619

### Qualifying Classification

Position

#### **29** 33 Adrian CLARK

STK Behind 20.091

Best Time **4:52.781** Best Speed **110.294** On **5** Gp **a**

Lap	Elapsed Time	Lap Time	Lap Speed
1	6:05.904	6:05.904	86.875
2	11:03.393	4:57.489	108.549
3	15:59.724	4:56.331	108.973
4	20:54.126	4:54.402	109.687
5	25:46.907	4:52.781	110.294
6	30:44.769	4:57.862	108.413

#### **30** 23 Steve MERCER

STK Behind 21.270

Best Time **4:53.960** Best Speed **109.852** On **4** Gp **a**

Lap	Elapsed Time	Lap Time	Lap Speed
1	7:15.411	7:15.411	73.007
2	12:21.889	5:06.478	105.365
3	17:23.554	5:01.665	107.046
4	22:17.514	4:53.960	109.852
5	27:15.682	4:58.168	108.301
6	32:11.495	4:55.813	109.164

#### **31** 50 William DAVISON

STK Behind 21.293

Best Time **4:53.983** Best Speed **109.843** On **4** Gp **a**

Lap	Elapsed Time	Lap Time	Lap Speed
1	19:14.204	19:14.204	27.541
2	24:09.424	4:55.220	109.383
3	29:03.512	4:54.088	109.804
4	33:57.495	4:53.983	109.843

#### **32** 15 Kirk JAMISON

STK Behind 22.524

Best Time **4:55.214** Best Speed **109.385** On **4** Gp **a**

Lap	Elapsed Time	Lap Time	Lap Speed
1	7:13.992	7:13.992	73.246
2	12:11.215	4:57.223	108.646
3	17:08.449	4:57.234	108.642
4	22:03.663	4:55.214	109.385
5	27:19.493	5:15.830	102.245



# RELENTLESS International NORTH WEST 200

## SUPERSTOCK

First Qualifying

Tuesday, 17 May 2011

## DETAILED RESULT



### Qualifying Classification

Position

**33** 52 Sandor BITTER

STK Behind 22.903

Best Time 4:55.593 Best Speed 109.245 On 3 Gp a

Lap	Elapsed Time	Lap Time	Lap Speed
1	5:35.259	5:35.259	94.816
2	10:33.492	4:58.233	108.278
3	15:29.085	4:55.593	109.245
4	21:13.448	5:44.363	93.773
5	32:47.212	11:33.764	46.546

**34** 81 Coyles WRIGHT

STK Behind 23.207

Best Time 4:55.897 Best Speed 109.133 On 3 Gp a

Lap	Elapsed Time	Lap Time	Lap Speed
1	5:34.294	5:34.294	95.090
2	10:32.446	4:58.152	108.307
3	15:28.343	4:55.897	109.133
4	21:00.159	5:31.816	97.319

**35** 21 Jamie HAMILTON

STK Behind 25.012

Best Time 4:57.702 Best Speed 108.471 On 4 Gp a

Lap	Elapsed Time	Lap Time	Lap Speed
1	5:55.585	5:55.585	89.396
2	10:59.027	5:03.442	106.419
3	16:00.523	5:01.496	107.106
4	20:58.225	4:57.702	108.471
5	25:59.903	5:01.678	107.041
6	35:22.750	9:22.847	57.373

**36** 32 Herve GANTNER

STK Behind 29.473

Best Time 5:02.163 Best Speed 106.869 On 5 Gp a

Lap	Elapsed Time	Lap Time	Lap Speed
1	12:22.440	12:22.440	42.816
2	19:12.480	6:50.040	78.753
3	24:18.735	5:06.255	105.442
4	29:50.871	5:32.136	97.225
5	34:53.034	5:02.163	106.869

### Qualifying Classification

Position

**37** 44 Donald MacFADYEN

STK Behind 29.637

Best Time 5:02.327 Best Speed 106.811 On 5 Gp a

Lap	Elapsed Time	Lap Time	Lap Speed
1	6:34.267	6:34.267	80.626
2	11:38.066	5:03.799	106.294
3	16:42.572	5:04.506	106.047
4	21:45.914	5:03.342	106.454
5	26:48.241	5:02.327	106.811
6	31:54.329	5:06.088	105.499
7	37:17.091	5:22.762	100.049

**38** 56 Eric WILSON

STK Behind 29.701

Best Time 5:02.391 Best Speed 106.789 On 3 Gp a

Lap	Elapsed Time	Lap Time	Lap Speed
1	5:45.712	5:45.712	91.949
2	10:52.852	5:07.140	105.138
3	15:55.243	5:02.391	106.789
4	21:01.758	5:06.515	105.352
5	32:42.525	11:40.767	46.081

**39** 26 Paul CRANSTON

STK Behind 31.043

Best Time 5:03.733 Best Speed 106.317 On 5 Gp a

Lap	Elapsed Time	Lap Time	Lap Speed
1	10:13.623	10:13.623	51.804
2	19:15.373	9:01.750	59.607
3	24:25.096	5:09.723	104.261
4	29:30.557	5:05.461	105.716
5	34:34.290	5:03.733	106.317

**40** 29 Ryan McCAY

STK Behind 31.217

Best Time 5:03.907 Best Speed 106.256 On 2 Gp a

Lap	Elapsed Time	Lap Time	Lap Speed
1	7:17.513	7:17.513	72.656
2	12:21.420	5:03.907	106.256
3	17:25.344	5:03.924	106.250
4	28:09.052	10:43.708	50.166

## SUPERSTOCK

First Qualifying

Tuesday, 17 May 2011

## DETAILED RESULT



### Qualifying Classification

Position

**41** 45 Anthony McCOLGAN

STK Behind 32.447

Best Time 5:05.137 Best Speed 105.828 On 4 Gp a

Lap	Elapsed Time	Lap Time	Lap Speed
1	5:59.744	5:59.744	88.363
2	11:05.941	5:06.197	105.462
3	16:12.095	5:06.154	105.476
4	21:17.232	5:05.137	105.828
5	26:22.472	5:05.240	105.792
6	31:28.437	5:05.965	105.541

**42** 65 Michael SWEENEY

STK Behind 33.484

Best Time 5:06.174 Best Speed 105.469 On 2 Gp a

Lap	Elapsed Time	Lap Time	Lap Speed
1	5:22.073	5:22.073	98.698
2	10:28.247	5:06.174	105.469

**43** 27 John HILDRETH

STK Behind 33.648

Best Time 5:06.338 Best Speed 105.413 On 5 Gp a

Lap	Elapsed Time	Lap Time	Lap Speed
1	6:53.163	6:53.163	76.938
2	12:15.906	5:22.743	100.055
3	17:32.341	5:16.435	102.049
4	22:46.692	5:14.351	102.726
5	27:53.030	5:06.338	105.413
6	33:05.664	5:12.634	103.290

**44** 36 Brian PATTERSON

STK Behind 33.670

Best Time 5:06.360 Best Speed 105.405 On 3 Gp a

Lap	Elapsed Time	Lap Time	Lap Speed
1	5:42.895	5:42.895	92.705
2	10:51.823	5:08.928	104.529
3	15:58.183	5:06.360	105.405
4	21:08.956	5:10.773	103.909
5	26:17.741	5:08.785	104.578

### Qualifying Classification

Position

**45** 22 Fabrice MIGUET

STK Behind 34.916

Best Time 5:07.606 Best Speed 104.978 On 2 Gp a

Lap	Elapsed Time	Lap Time	Lap Speed
1	10:58.177	10:58.177	48.297
2	16:05.783	5:07.606	104.978
3	21:18.798	5:13.015	103.164
4	33:01.267	11:42.469	45.969

**46** 83 Graham ENGLISH

STK Behind 34.934

Best Time 5:07.624 Best Speed 104.972 On 5 Gp a

Lap	Elapsed Time	Lap Time	Lap Speed
1	6:57.851	6:57.851	76.075
2	12:09.526	5:11.675	103.608
3	17:17.759	5:08.233	104.765
4	28:29.003	11:11.244	48.108
5	33:36.627	5:07.624	104.972

**47** 25 Mark PARRETT

STK Behind 36.119

Best Time 5:08.809 Best Speed 104.569 On 2 Gp a

Lap	Elapsed Time	Lap Time	Lap Speed
1	6:31.017	6:31.017	81.296
2	11:39.826	5:08.809	104.569
3	16:56.429	5:16.603	101.995

**48** 24 Jeremy TOYE

STK Behind 37.442

Best Time 5:10.132 Best Speed 104.123 On 6 Gp a

Lap	Elapsed Time	Lap Time	Lap Speed
1	7:17.235	7:17.235	72.702
2	12:33.168	5:15.933	102.212
3	17:52.975	5:19.807	100.973
4	23:09.208	5:16.233	102.115
5	28:21.189	5:11.981	103.506
6	33:31.321	5:10.132	104.123



## SUPERSTOCK

First Qualifying

Tuesday, 17 May 2011

## DETAILED RESULT

### Qualifying Classification

Position

#### 49 43 Dan MILLARD

STK Behind 44.043

Best Time 5:16.733 Best Speed 101.953 On 4 Gp a

Lap	Elapsed Time	Lap Time	Lap Speed
1	6:08.452	6:08.452	86.274
2	11:25.215	5:16.763	101.944
3	16:41.996	5:16.781	101.938
4	21:58.729	5:16.733	101.953
5	27:15.553	5:16.824	101.924

#### 50 19 Brian WYLES

STK Behind 48.034

Best Time 5:20.724 Best Speed 100.685 On 2 Gp a

Lap	Elapsed Time	Lap Time	Lap Speed
1	6:09.313	6:09.313	86.073
2	11:30.037	5:20.724	100.685
3	16:52.609	5:22.572	100.108
4	22:15.383	5:22.774	100.045
5	27:39.393	5:24.010	99.664
6	33:05.383	5:25.990	99.058

#### 51 53 Johnny McCAY

STK Behind 48.075

Best Time 5:20.765 Best Speed 100.672 On 5 Gp a

Lap	Elapsed Time	Lap Time	Lap Speed
1	6:14.701	6:14.701	84.836
2	17:31.874	11:17.173	47.686
3	22:57.443	5:25.569	99.186
4	28:20.595	5:23.152	99.928
5	33:41.360	5:20.765	100.672

### Non Qualifiers

Position

#### 31 Mark JOHNSTON

STK Behind 28.545

Best Time 5:01.235 Best Speed 107.199 On 2 Gp a

Lap	Elapsed Time	Lap Time	Lap Speed
1	5:38.173	5:38.173	93.999
2	10:39.408	5:01.235	107.199
3	16:10.955	5:31.547	97.398
4	26:37.686	10:26.731	51.524
5	32:37.618	5:59.932	89.717

### Non Qualifiers

Position

#### 42 Garth WOODS

STK Behind 1:00.271

Best Time 5:32.961 Best Speed 96.984 On 3 Gp a

Lap	Elapsed Time	Lap Time	Lap Speed
1	6:52.443	6:52.443	77.072
2	12:31.758	5:39.315	95.168
3	18:04.719	5:32.961	96.984
4	23:39.275	5:34.556	96.522
5	36:09.277	12:30.002	43.056

Speed TrapSuperstock Tuesday

No.	Name	<u>Lap 1</u>	<u>Lap 2</u>	<u>Lap 3</u>	<u>Lap 4</u>	<u>Lap 5</u>	<u>Lap 6</u>
1	Michael RUTTER	186			185	184	183
2	Ian LOUGHER	181	180	180	180		179
3	Guy MARTIN	182				181	
4	Michael DUNLOP			164	184	183	184
5	Bruce ANSTEY	178		183	181	180	
6	William DUNLOP	173	181	184	183		
8	Stuart EASTON				183	182	
9	Gary MASON				176		
10	Conor CUMMINS	177		164	175	180	
11	Stephen THOMPSON	183	189	185	181	185	
12	Gary JOHNSON	175	178		177		
13	Adrian ARCHIBALD				185		
14	Paul SHOESMITH			186			157
15	Kirk JAMISON		180		181		
16	John BURROWS			178		177	
17	Simon ANDREWS			178			
18	Gerard KINGHAN		184	184		179	
19	Brian WYLES		168		165	164	
20	Denver ROBB	175				181	
21	Jamie HAMILTON		179	175		172	
23	Steve MERCER		181	168		180	
24	Jeremy TOYE	162	163	166	174	161	
25	Mark PARRETT		184	168			
26	Paul CRANSTON		165			172	
27	John HILDRETH	161		171		168	
28	Stefano BONETTI	180	177				
29	Ryan McCAY	167				170	
30	Gavin HUNT		181		183	162	
31	Mark JOHNSTON		176			153	
32	Herve GANTNER		176				
33	Adrian CLARK					179	
34	Alastair SEELEY		183		182	183	
36	Brian PATTERSON	172	157		170	174	
37	James HILLIER				186	186	185
40	Martin JESSOPP		183				
42	Garth WOODS	170		163	162		
43	Dan MILLARD		169	168	168	167	
44	Donald MacFADYEN		181		183	183	
45	Anthony McCOLGAN			170	171	170	
48	Luis CARREIRA		181		180	183	
50	William DAVISON	182	177	175			168
51	Les SHAND	179		181	181	176	
52	Sandor BITTER	170			144		
53	Johnny McCAY	157		162	167		
54	Steve HENEGHAN		176	182	178	178	
55	Dan KNEEN	182		182		171	
65	Michael SWEENEY	172	178				
77	Ryan FARQUHAR	186	180		184	168	
81	Coyles WRIGHT		176	175			
83	Graham ENGLISH	169	169				
86	Cameron DONALD			179		175	

# RELENTLESS International NORTH WEST 200

## SUPERSTOCK

### Second Qualifying

Thursday, 19 May 2011



Qualifying Time **5:21.270** Qualifying Speed **100.514**


Pos	Class	No	Name	Machine / Sponsor	Time	Best Lap Behind	Speed	On	Total Laps	Qualifying Laps
Qualifying Classification										
1	STK	34	Alastair SEELEY	Suzuki - Relentless Suzuki by TAS Racing	4:29.761		119.706	4	8	7
2	STK	4	Michael DUNLOP	Kawasaki - Street Sweep	4:30.616	0.855	119.328	7	7	5
3	STK	1	Michael RUTTER	Ducati - Rapid Solicitors Bathams Ducati	4:33.571	3.810	118.039	4	5	5
4	STK	12	Gary JOHNSON	Honda - East Coast Racing	4:33.678	3.917	117.993	8	8	6
5	STK	6	William DUNLOP	Honda - Wilson Craig Racing	4:35.418	5.657	117.247	2	7	5
6	STK	77	Ryan FARQUHAR	Kawasaki - KMR Kawasaki / BA Components	4:35.433	5.672	117.241	3	7	6
7	STK	37	James HILLIER	Kawasaki - Bournemouth Kawasaki	4:36.065	6.304	116.972	9	9	8
8	STK	86	Cameron DONALD	Honda - Wilson Craig Racing	4:36.121	6.360	116.949	3	8	6
9	STK	3	Guy MARTIN	Suzuki - Relentless Suzuki by TAS Racing	4:36.446	6.685	116.811	3	9	8
10	STK	2	Ian LOUGHER	Kawasaki - Blackhorse Kawasaki Motors UK	4:36.619	6.858	116.738	3	8	7
11	STK	11	Stephen THOMPSON	BMW - T & R Motorsport	4:37.511	7.750	116.363	6	8	7
12	STK	30	Gavin HUNT	BMW - Sloppy Racing	4:38.108	8.347	116.113	6	7	4
13	STK	5	Bruce ANSTEY	Honda - padgetts-motorcycles.co.uk	4:38.207	8.446	116.072	3	7	5
14	STK	20	Denver ROBB	Suzuki - D.R. Racing	4:39.262	9.501	115.633	3	7	6
15	STK	17	Simon ANDREWS	BMW - Ice Valley BMW Motorrad	4:39.412	9.651	115.571	5	8	5
16	STK	13	Adrian ARCHIBALD	BMW - AMA Racing	4:39.431	9.670	115.563	8	8	6
17	STK	28	Stefano BONETTI	Kawasaki - Speed Motor	4:39.503	9.742	115.534	6	9	7
18	STK	18	Gerard KINGHAN	BMW - Kinghan Racing	4:39.595	9.834	115.496	7	7	6
19	STK	10	Conor CUMMINS	Kawasaki - McAdoo Kawasaki Racing	4:39.648	9.887	115.474	7	9	8
20	STK	51	Les SHAND	Yamaha - Dtec	4:39.840	10.079	115.395	8	8	4
21	STK	48	Luis CARREIRA	Honda - CD Racing	4:39.997	10.236	115.330	6	8	5
22	STK	55	Dan KNEEN	Kawasaki - Marks Bloom Racing	4:40.384	10.623	115.171	3	8	6
23	STK	40	Martin JESSOPP	Ducati - Rapid Solicitors Bathams Ducati	4:42.486	12.725	114.314	2	5	3
24	STK	16	John BURROWS	Kawasaki - Cookstown BE Racing	4:44.027	14.266	113.693	2	3	3
25	STK	66	Mark BUCKLEY	Kawasaki - OTSS Racing	4:45.138	15.377	113.250	7	7	4
26	STK	15	Kirk JAMISON	BMW - Jim Angus Contracts	4:45.447	15.686	113.128	7	8	6
27	STK	54	Steve HENEGHAN	BMW - Quattro Plant Motorsport	4:45.683	15.922	113.034	8	8	5
28	STK	14	Paul SHOESMITH	BMW - Ice Valley BMW Motorrad	4:46.620	16.859	112.665	5	6	5
29	STK	50	William DAVISON	Honda - Hill Contracts	4:47.977	18.216	112.134	6	7	5
30	STK	21	Jamie HAMILTON	Kawasaki - Bushmills Inn CW Racing	4:48.136	18.375	112.072	7	8	6
31	STK	33	Adrian CLARK	Honda - BHR Racing	4:50.990	21.229	110.973	6	7	6
32	STK	52	Sandor BITTER	Kawasaki - KMR Kawasaki / BA Components	4:51.853	22.092	110.645	2	6	5
33	STK	32	Herve GANTNER	Honda - Rhino Universal	4:53.724	23.963	109.940	7	8	6
34	STK	44	Donald MacFADYEN	BMW - Capital Fire & Security Alarms	4:54.246	24.485	109.745	2	8	6
35	STK	56	Eric WILSON	Yamaha	4:54.526	24.765	109.641	7	8	6
36	STK	25	Mark PARRETT	BMW - C & C Ltd. Mark Parrett Racing	4:56.308	26.547	108.981	8	8	5
37	STK	29	Ryan McCAY	Honda	4:56.485	26.724	108.916	4	5	2
38	STK	24	Jeremy TOYE	Kawasaki - Sondel Racing Kawasaki UK	4:57.392	27.631	108.584	8	8	6
39	STK	102	Robert WILSON	Kawasaki - Sondel Racing Kawasaki UK	4:58.058	28.297	108.341	8	8	6
40	STK	81	Coyles WRIGHT	Kawasaki - Bushmills Inn CW Racing	4:58.346	28.585	108.237	3	3	2
41	STK	22	Fabrice MIGUET	Kawasaki	4:58.725	28.964	108.099	4	7	4
42	STK	83	Graham ENGLISH	Yamaha - Fix Auto Collision	5:00.294	30.533	107.535	7	7	3
43	STK	26	Paul CRANSTON	Honda - Loughrin Racing	5:00.665	30.904	107.402	3	7	5
44	STK	43	Dan MILLARD	Kawasaki - DDR Total Rail Solutions	5:07.481	37.720	105.021	8	8	6
45	STK	45	Anthony McCOLGAN	Suzuki	5:09.888	40.127	104.205	2	3	2
46	STK	42	Garth WOODS	Suzuki - Zeus Products / Riley Lifting	5:20.471	50.710	100.764	2	5	3

### Non Qualifiers

STK	65	Michael SWEENEY	Honda - Greenclean Racing	4:59.098	29.337	107.965	2	2	<u>1</u>
STK	31	Mark JOHNSTON	Kawasaki	5:01.374	31.613	107.149	2	2	<u>1</u>
STK	64	Dylan SCOTT	Suzuki	5:20.283	50.522	100.823	3	8	<u>1</u>
STK	38	Ray HUTCHISON	Kawasaki	5:45.824	1:16.063	93.377	2	2	<u>0</u>

Provisional result to be confirmed by the Stewards of the Meeting subject to completion of technical inspections & the time limit for protests

Page 1 / 1

Circuit	<b>The Triangle</b>	Signed	Organising Club	<b>Coleraine &amp; District Motor Club</b>
Length(miles)	<b>8.9700 Lap 1 (8.8300)</b>		Qualifying Started	<b>11:00</b>
Weather	<b>Cloudy, 13°C, 60%RH</b>	Chief Timekeeper		
Track	<b>Dry</b>	Issued At: 11:53		



MCUI Ulster  
Centre Timing  
powered by  
e-Laps timing software



WHEEL MOTORSPORT  
STEERING GROUP LTD.

Belfast  
**2&4 Telegraph** 



SAFETY  
HEALTH  
ENVIRONMENT  
QUALITY

**SHEQpoint.com**

www.elaps-timing.com

# RELENTLESS International NORTH WEST 200

## SUPERSTOCK

### Second Qualifying

Thursday, 19 May 2011

## DETAILED RESULT



### Qualifying Classification

Position

#### **1** 34 Alastair SEELEY

STK Behind  
Best Time **4:29.761** Best Speed **119.706** On **4** Gp **a**

Lap	Elapsed Time	Lap Time	Lap Speed
1	4:32.894	4:32.894	116.485
2	9:05.953	4:33.059	118.260
3	13:38.432	4:32.479	118.512
4	18:08.193	4:29.761	119.706
5	22:51.627	4:43.434	113.931
6	39:23.021	16:31.394	32.572
7	43:56.963	4:33.942	117.879
8	48:28.938	4:31.975	118.732

#### **2** 4 Michael DUNLOP

STK Behind **0.855**  
Best Time **4:30.616** Best Speed **119.328** On **7** Gp **a**

Lap	Elapsed Time	Lap Time	Lap Speed
1	8:00.926	8:00.926	66.097
2	12:34.848	4:33.922	117.888
3	17:12.510	4:37.662	116.300
4	26:47.390	9:34.880	56.172
5	31:19.399	4:32.009	118.717
6	35:52.245	4:32.846	118.352
7	40:22.861	4:30.616	119.328

#### **3** 1 Michael RUTTER

STK Behind **3.810**  
Best Time **4:33.571** Best Speed **118.039** On **4** Gp **a**

Lap	Elapsed Time	Lap Time	Lap Speed
1	4:39.180	4:39.180	113.862
2	9:14.459	4:35.279	117.306
3	13:59.154	4:44.695	113.427
4	18:32.725	4:33.571	118.039
5	23:21.149	4:48.424	111.960

#### **4** 12 Gary JOHNSON

STK Behind **3.917**  
Best Time **4:33.678** Best Speed **117.993** On **8** Gp **a**

Lap	Elapsed Time	Lap Time	Lap Speed
1	7:46.593	7:46.593	68.128
2	12:25.110	4:38.517	115.943
3	17:03.058	4:37.948	116.180
4	21:39.337	4:36.279	116.882
5	26:18.474	4:39.137	115.685
6	41:50.434	15:31.960	34.650
7	46:25.312	4:34.878	117.478
8	50:58.990	4:33.678	117.993

### Qualifying Classification

Position

#### **5** 6 William DUNLOP

STK Behind **5.657**  
Best Time **4:35.418** Best Speed **117.247** On **2** Gp **a**

Lap	Elapsed Time	Lap Time	Lap Speed
1	5:00.804	5:00.804	105.677
2	9:36.222	4:35.418	117.247
3	14:24.488	4:48.266	112.022
4	21:48.153	7:23.665	72.785
5	26:25.717	4:37.564	116.341
6	32:25.368	5:59.651	89.787
7	37:01.947	4:36.579	116.755

#### **6** 77 Ryan FARQUHAR

STK Behind **5.672**  
Best Time **4:35.433** Best Speed **117.241** On **3** Gp **a**

Lap	Elapsed Time	Lap Time	Lap Speed
1	4:43.386	4:43.386	112.172
2	9:19.473	4:36.087	116.963
3	13:54.906	4:35.433	117.241
4	18:42.794	4:47.888	112.169
5	33:18.645	14:35.851	36.869
6	37:55.893	4:37.248	116.473
7	42:32.496	4:36.603	116.745

#### **7** 37 James HILLIER

STK Behind **6.304**  
Best Time **4:36.065** Best Speed **116.972** On **9** Gp **a**

Lap	Elapsed Time	Lap Time	Lap Speed
1	4:56.045	4:56.045	107.376
2	9:35.968	4:39.923	115.360
3	14:12.827	4:36.859	116.637
4	18:50.237	4:37.410	116.405
5	23:38.139	4:47.902	112.163
6	32:50.516	9:12.377	58.460
7	37:29.670	4:39.154	115.678
8	42:44.252	5:14.582	102.651
9	47:20.317	4:36.065	116.972

# RELENTLESS International NORTH WEST 200

## SUPERSTOCK

### Second Qualifying

Thursday, 19 May 2011

## DETAILED RESULT



### Qualifying Classification

Position

#### **8** 86 Cameron DONALD

STK Behind **6.360**

Best Time **4:36.121** Best Speed **116.949** On **3** Gp **a**

Lap	Elapsed Time	Lap Time	Lap Speed
1	7:42.281	7:42.281	68.763
2	12:20.982	4:38.701	115.866
3	16:57.103	4:36.121	116.949
4	21:59.933	5:02.830	106.634
5	34:32.207	12:32.274	42.926
6	39:08.614	4:36.407	116.828
7	43:45.917	4:37.303	116.450
8	48:29.685	4:43.768	113.797

#### **9** 3 Guy MARTIN

STK Behind **6.685**

Best Time **4:36.446** Best Speed **116.811** On **3** Gp **a**

Lap	Elapsed Time	Lap Time	Lap Speed
1	4:41.700	4:41.700	112.843
2	9:18.833	4:37.133	116.522
3	13:55.279	4:36.446	116.811
4	18:33.897	4:38.618	115.901
5	23:11.537	4:37.640	116.309
6	27:57.489	4:45.952	112.928
7	39:33.444	11:35.955	46.400
8	44:10.165	4:36.721	116.695
9	48:54.533	4:44.368	113.557

#### **10** 2 Ian LOUGHER

STK Behind **6.858**

Best Time **4:36.619** Best Speed **116.738** On **3** Gp **a**

Lap	Elapsed Time	Lap Time	Lap Speed
1	4:56.743	4:56.743	107.123
2	9:34.704	4:37.961	116.175
3	14:11.323	4:36.619	116.738
4	18:48.615	4:37.292	116.455
5	23:35.786	4:47.171	112.449
6	39:33.657	15:57.871	33.712
7	44:10.310	4:36.653	116.724
8	48:50.175	4:39.865	115.384

### Qualifying Classification

Position

#### **11** 11 Stephen THOMPSON

STK Behind **7.750**

Best Time **4:37.511** Best Speed **116.363** On **6** Gp **a**

Lap	Elapsed Time	Lap Time	Lap Speed
1	4:48.322	4:48.322	110.252
2	9:27.023	4:38.701	115.866
3	14:05.787	4:38.764	115.840
4	19:02.686	4:56.899	108.764
5	32:52.290	13:49.604	38.925
6	37:29.801	4:37.511	116.363
7	42:30.476	5:00.675	107.398
8	47:08.271	4:37.795	116.244

#### **12** 30 Gavin HUNT

STK Behind **8.347**

Best Time **4:38.108** Best Speed **116.113** On **6** Gp **a**

Lap	Elapsed Time	Lap Time	Lap Speed
1	5:27.164	5:27.164	97.162
2	10:09.568	4:42.404	114.347
3	14:51.366	4:41.798	114.593
4	21:17.262	6:25.896	83.681
5	26:00.035	4:42.773	114.198
6	30:38.143	4:38.108	116.113
7	39:10.963	8:32.820	62.969

#### **13** 5 Bruce ANSTEY

STK Behind **8.446**

Best Time **4:38.207** Best Speed **116.072** On **3** Gp **a**

Lap	Elapsed Time	Lap Time	Lap Speed
1	6:38.073	6:38.073	79.855
2	11:19.143	4:41.070	114.890
3	15:57.350	4:38.207	116.072
4	20:43.900	4:46.550	112.692
5	32:49.757	12:05.857	44.488
6	37:46.153	4:56.396	108.949
7	42:38.344	4:52.191	110.517

#### **14** 20 Denver ROBB

STK Behind **9.501**

Best Time **4:39.262** Best Speed **115.633** On **3** Gp **a**

Lap	Elapsed Time	Lap Time	Lap Speed
1	5:06.087	5:06.087	103.853
2	9:45.402	4:39.315	115.611
3	14:24.664	4:39.262	115.633
4	19:09.496	4:44.832	113.372
5	32:50.852	13:41.356	39.315
6	37:30.389	4:39.537	115.520
7	42:37.290	5:06.901	105.220



### Qualifying Classification

Position

#### 15 17 Simon ANDREWS

STK Behind 9.651

Best Time 4:39.412 Best Speed 115.571 On 5 Gp a

Lap	Elapsed Time	Lap Time	Lap Speed
1	7:07.300	7:07.300	74.393
2	11:51.502	4:44.202	113.623
3	16:31.779	4:40.277	115.215
4	21:11.988	4:40.209	115.243
5	25:51.400	4:39.412	115.571
6	30:40.660	4:49.260	111.637
7	46:46.708	16:06.048	33.427
8	52:18.210	5:31.502	97.411

#### 16 13 Adrian ARCHIBALD

STK Behind 9.670

Best Time 4:39.431 Best Speed 115.563 On 8 Gp a

Lap	Elapsed Time	Lap Time	Lap Speed
1	7:18.385	7:18.385	72.512
2	12:26.925	5:08.540	104.661
3	17:07.040	4:40.115	115.281
4	21:46.917	4:39.877	115.379
5	26:56.554	5:09.637	104.290
6	37:48.342	10:51.788	49.544
7	42:28.143	4:39.801	115.411
8	47:07.574	4:39.431	115.563

#### 17 28 Stefano BONETTI

STK Behind 9.742

Best Time 4:39.503 Best Speed 115.534 On 6 Gp a

Lap	Elapsed Time	Lap Time	Lap Speed
1	5:05.790	5:05.790	103.954
2	9:48.813	4:43.023	114.097
3	14:30.610	4:41.797	114.593
4	19:43.730	5:13.120	103.130
5	26:37.168	6:53.438	78.106
6	31:16.671	4:39.503	115.534
7	36:15.685	4:59.014	107.995
8	43:25.380	7:09.695	75.151
9	48:05.761	4:40.381	115.172

### Qualifying Classification

Position

#### 18 18 Gerard KINGHAN

STK Behind 9.834

Best Time 4:39.595 Best Speed 115.496 On 7 Gp a

Lap	Elapsed Time	Lap Time	Lap Speed
1	4:57.331	4:57.331	106.911
2	9:46.263	4:48.932	111.763
3	29:52.542	20:06.279	26.770
4	34:37.070	4:44.528	113.493
5	39:18.097	4:41.027	114.907
6	44:00.065	4:41.968	114.524
7	48:39.660	4:39.595	115.496

#### 19 10 Conor CUMMINS

STK Behind 9.887

Best Time 4:39.648 Best Speed 115.474 On 7 Gp a

Lap	Elapsed Time	Lap Time	Lap Speed
1	4:40.373	4:40.373	113.378
2	9:21.201	4:40.828	114.989
3	14:12.039	4:50.838	111.031
4	25:10.228	10:58.189	49.062
5	29:52.809	4:42.581	114.275
6	34:37.415	4:44.606	113.462
7	39:17.063	4:39.648	115.474
8	44:06.727	4:49.664	111.481
9	48:53.646	4:46.919	112.547

#### 20 51 Les SHAND

STK Behind 10.079

Best Time 4:39.840 Best Speed 115.395 On 8 Gp a

Lap	Elapsed Time	Lap Time	Lap Speed
1	6:00.609	6:00.609	88.151
2	10:44.396	4:43.787	113.790
3	15:37.337	4:52.941	110.234
4	26:32.473	10:55.136	49.291
5	31:19.238	4:46.765	112.608
6	36:55.611	5:36.373	96.001
7	43:28.420	6:32.809	82.208
8	48:08.260	4:39.840	115.395



# RELENTLESS International NORTH WEST 200

## SUPERSTOCK

### Second Qualifying

Thursday, 19 May 2011

## DETAILED RESULT



### Qualifying Classification

Position

**21** 48 Luis CARREIRA

STK Behind 10.236

Best Time 4:39.997 Best Speed 115.330 On 6 Gp a

Lap	Elapsed Time	Lap Time	Lap Speed
1	5:29.709	5:29.709	96.412
2	10:16.584	4:46.875	112.565
3	19:50.372	9:33.788	56.279
4	24:30.762	4:40.390	115.168
5	29:25.402	4:54.640	109.598
6	34:05.399	4:39.997	115.330
7	38:57.789	4:52.390	110.442
8	49:08.053	10:10.264	52.915

**22** 55 Dan KNEEN

STK Behind 10.623

Best Time 4:40.384 Best Speed 115.171 On 3 Gp a

Lap	Elapsed Time	Lap Time	Lap Speed
1	5:48.890	5:48.890	91.112
2	10:32.151	4:43.261	114.001
3	15:12.535	4:40.384	115.171
4	20:08.560	4:56.025	109.085
5	36:38.609	16:30.049	32.617
6	41:22.527	4:43.918	113.737
7	46:03.992	4:41.465	114.728
8	51:02.244	4:58.252	108.271

**23** 40 Martin JESSOPP

STK Behind 12.725

Best Time 4:42.486 Best Speed 114.314 On 2 Gp a

Lap	Elapsed Time	Lap Time	Lap Speed
1	4:55.573	4:55.573	107.547
2	9:38.059	4:42.486	114.314
3	25:45.237	16:07.178	33.388
4	30:29.477	4:44.240	113.608
5	40:37.573	10:08.096	53.103

**24** 16 John BURROWS

STK Behind 14.266

Best Time 4:44.027 Best Speed 113.693 On 2 Gp a

Lap	Elapsed Time	Lap Time	Lap Speed
1	4:51.343	4:51.343	109.109
2	9:35.370	4:44.027	113.693
3	14:27.204	4:51.834	110.652

### Qualifying Classification

Position

**25** 66 Mark BUCKLEY

STK Behind 15.377

Best Time 4:45.138 Best Speed 113.250 On 7 Gp a

Lap	Elapsed Time	Lap Time	Lap Speed
1	5:11.352	5:11.352	102.097
2	11:22.973	6:11.621	86.895
3	16:11.303	4:48.330	111.997
4	21:24.776	5:13.473	103.014
5	30:20.869	8:56.093	60.236
6	43:00.003	12:39.134	42.538
7	47:45.141	4:45.138	113.250

**26** 15 Kirk JAMISON

STK Behind 15.686

Best Time 4:45.447 Best Speed 113.128 On 7 Gp a

Lap	Elapsed Time	Lap Time	Lap Speed
1	6:01.064	6:01.064	88.040
2	10:50.207	4:49.143	111.682
3	15:37.931	4:47.724	112.233
4	20:34.135	4:56.204	109.019
5	35:56.906	15:22.771	34.995
6	40:50.910	4:54.004	109.835
7	45:36.357	4:45.447	113.128
8	50:23.958	4:47.601	112.281

**27** 54 Steve HENEGHAN

STK Behind 15.922

Best Time 4:45.683 Best Speed 113.034 On 8 Gp a

Lap	Elapsed Time	Lap Time	Lap Speed
1	5:22.467	5:22.467	98.578
2	15:02.763	9:40.296	55.647
3	19:53.844	4:51.081	110.938
4	24:42.519	4:48.675	111.863
5	29:30.299	4:47.780	112.211
6	34:24.087	4:53.788	109.916
7	42:32.076	8:07.989	66.174
8	47:17.759	4:45.683	113.034

**28** 14 Paul SHOESMITH

STK Behind 16.859

Best Time 4:46.620 Best Speed 112.665 On 5 Gp a

Lap	Elapsed Time	Lap Time	Lap Speed
1	7:00.697	7:00.697	75.560
2	11:50.285	4:49.588	111.510
3	16:40.831	4:50.546	111.142
4	21:27.682	4:46.851	112.574
5	26:14.302	4:46.620	112.665
6	31:05.748	4:51.446	110.799

# RELENTLESS International NORTH WEST 200

## SUPERSTOCK

### Second Qualifying

Thursday, 19 May 2011

## DETAILED RESULT



### Qualifying Classification

Position

#### **29** 50 William DAVISON

STK Behind 18.216

Best Time 4:47.977 Best Speed 112.134 On 6 Gp a

Lap	Elapsed Time	Lap Time	Lap Speed
1	5:45.941	5:45.941	91.889
2	10:38.693	4:52.752	110.305
3	15:36.162	4:57.469	108.556
4	20:04.227	9:28.065	56.846
5	29:52.371	4:48.144	112.069
6	34:40.348	4:47.977	112.134
7	39:37.639	4:57.291	108.621

#### **30** 21 Jamie HAMILTON

STK Behind 18.375

Best Time 4:48.136 Best Speed 112.072 On 7 Gp a

Lap	Elapsed Time	Lap Time	Lap Speed
1	5:34.042	5:34.042	95.162
2	10:24.479	4:50.437	111.184
3	15:13.755	4:49.276	111.630
4	20:22.255	5:08.500	104.674
5	33:00.760	12:38.505	42.573
6	37:49.243	4:48.483	111.937
7	42:37.379	4:48.136	112.072
8	47:25.604	4:48.225	112.037

#### **31** 33 Adrian CLARK

STK Behind 21.229

Best Time 4:50.990 Best Speed 110.973 On 6 Gp a

Lap	Elapsed Time	Lap Time	Lap Speed
1	6:08.686	6:08.686	86.220
2	11:03.369	4:54.683	109.582
3	15:56.584	4:53.215	110.131
4	20:47.928	4:51.344	110.838
5	25:40.439	4:52.511	110.396
6	30:31.429	4:50.990	110.973
7	35:42.969	5:11.540	103.653

#### **32** 52 Sandor BITTER

STK Behind 22.092

Best Time 4:51.853 Best Speed 110.645 On 2 Gp a

Lap	Elapsed Time	Lap Time	Lap Speed
1	4:56.630	4:56.630	107.164
2	9:48.483	4:51.853	110.645
3	14:48.277	4:59.794	107.714
4	26:13.935	11:25.658	47.096
5	31:08.209	4:54.274	109.734
6	36:26.655	5:18.446	101.405

### Qualifying Classification

Position

#### **33** 32 Herve GANTNER

STK Behind 23.963

Best Time 4:53.724 Best Speed 109.940 On 7 Gp a

Lap	Elapsed Time	Lap Time	Lap Speed
1	5:56.010	5:56.010	89.290
2	10:56.036	5:00.026	107.631
3	15:51.689	4:55.653	109.223
4	20:50.601	4:58.912	108.032
5	35:52.155	15:01.554	35.818
6	40:46.971	4:54.816	109.533
7	45:40.695	4:53.724	109.940
8	50:50.630	5:09.935	104.190

#### **34** 44 Donald MacFADYEN

STK Behind 24.485

Best Time 4:54.246 Best Speed 109.745 On 2 Gp a

Lap	Elapsed Time	Lap Time	Lap Speed
1	5:26.903	5:26.903	97.240
2	10:21.149	4:54.246	109.745
3	15:16.113	4:54.964	109.478
4	20:15.342	4:59.229	107.917
5	31:01.227	10:45.885	49.997
6	35:56.427	4:55.200	109.390
7	40:53.301	4:56.874	108.773
8	45:58.410	5:05.109	105.838

#### **35** 56 Eric WILSON

STK Behind 24.765

Best Time 4:54.526 Best Speed 109.641 On 7 Gp a

Lap	Elapsed Time	Lap Time	Lap Speed
1	6:06.862	6:06.862	86.648
2	11:04.775	4:57.913	108.394
3	16:02.120	4:57.345	108.601
4	29:52.218	13:50.098	38.901
5	34:48.298	4:56.080	109.065
6	39:44.983	4:56.685	108.843
7	44:39.509	4:54.526	109.641
8	49:35.272	4:55.763	109.182

# RELENTLESS International NORTH WEST 200

## SUPERSTOCK

### Second Qualifying

Thursday, 19 May 2011

## DETAILED RESULT



### Qualifying Classification

Position

**36** 25 Mark PARRETT

STK Behind 26.547

Best Time 4:56.308 Best Speed 108.981 On 8 Gp a

Lap	Elapsed Time	Lap Time	Lap Speed
1	6:29.449	6:29.449	81.623
2	11:33.129	5:03.680	106.336
3	16:33.083	4:59.954	107.657
4	21:36.743	5:03.660	106.343
5	26:39.936	5:03.193	106.506
6	34:35.967	7:56.031	67.836
7	42:15.601	7:39.634	70.256
8	47:11.909	4:56.308	108.981

**37** 29 Ryan McCAY

STK Behind 26.724

Best Time 4:56.485 Best Speed 108.916 On 4 Gp a

Lap	Elapsed Time	Lap Time	Lap Speed
1	6:24.674	6:24.674	82.636
2	11:26.973	5:02.299	106.821
3	27:37.536	16:10.563	33.271
4	32:34.021	4:56.485	108.916
5	41:45.167	9:11.146	58.591

**38** 24 Jeremy TOYE

STK Behind 27.631

Best Time 4:57.392 Best Speed 108.584 On 8 Gp a

Lap	Elapsed Time	Lap Time	Lap Speed
1	6:31.856	6:31.856	81.122
2	11:36.987	5:05.131	105.830
3	16:47.111	5:10.124	104.126
4	28:23.067	11:35.956	46.399
5	33:28.550	5:05.483	105.708
6	38:30.673	5:02.123	106.884
7	43:31.552	5:00.879	107.326
8	48:28.944	4:57.392	108.584

**39** 102 Robert WILSON

STK Behind 28.297

Best Time 4:58.058 Best Speed 108.341 On 8 Gp a

Lap	Elapsed Time	Lap Time	Lap Speed
1	6:16.413	6:16.413	84.450
2	11:22.256	5:05.843	105.584
3	16:21.746	4:59.490	107.823
4	21:25.904	5:04.158	106.169
5	26:33.565	5:07.661	104.960
6	38:56.422	12:22.857	43.470
7	43:55.019	4:58.597	108.146
8	48:53.077	4:58.058	108.341

### Qualifying Classification

Position

**40** 81 Coyles WRIGHT

STK Behind 28.585

Best Time 4:58.346 Best Speed 108.237 On 3 Gp a

Lap	Elapsed Time	Lap Time	Lap Speed
1	5:51.151	5:51.151	90.525
2	10:49.828	4:58.677	108.117
3	15:48.174	4:58.346	108.237

**41** 22 Fabrice MIGUET

STK Behind 28.964

Best Time 4:58.725 Best Speed 108.099 On 4 Gp a

Lap	Elapsed Time	Lap Time	Lap Speed
1	7:18.263	7:18.263	72.532
2	12:24.870	5:06.607	105.320
3	17:26.295	5:01.425	107.131
4	22:25.020	4:58.725	108.099
5	27:29.091	5:04.071	106.199
6	40:33.364	13:04.273	41.174
7	48:03.047	7:29.683	71.811

**42** 83 Graham ENGLISH

STK Behind 30.533

Best Time 5:00.294 Best Speed 107.535 On 7 Gp a

Lap	Elapsed Time	Lap Time	Lap Speed
1	6:32.846	6:32.846	80.917
2	22:32.721	15:59.875	33.642
3	28:39.742	6:07.021	87.984
4	36:57.753	8:18.011	64.842
5	42:00.288	5:02.535	106.738
6	47:01.115	5:00.827	107.344
7	52:01.409	5:00.294	107.535

**43** 26 Paul CRANSTON

STK Behind 30.904

Best Time 5:00.665 Best Speed 107.402 On 3 Gp a

Lap	Elapsed Time	Lap Time	Lap Speed
1	11:08.932	11:08.932	47.521
2	16:11.005	5:02.073	106.901
3	21:11.670	5:00.665	107.402
4	26:22.463	5:10.793	103.902
5	37:07.789	10:45.326	50.040
6	42:09.195	5:01.406	107.138
7	47:25.324	5:16.129	102.148



## SUPERSTOCK

### Second Qualifying

Thursday, 19 May 2011

## DETAILED RESULT

### Qualifying Classification

Position

#### 44 43 Dan MILLARD

STK Behind 37.720

Best Time 5:07.481 Best Speed 105.021 On 8 Gp a

Lap	Elapsed Time	Lap Time	Lap Speed
1	6:04.244	6:04.244	87.271
2	11:14.252	5:10.008	104.165
3	16:25.860	5:11.608	103.630
4	21:38.333	5:12.473	103.343
5	33:44.859	12:06.526	44.447
6	38:56.021	5:11.162	103.779
7	44:04.616	5:08.595	104.642
8	49:12.097	5:07.481	105.021

#### 45 45 Anthony McCOLGAN

STK Behind 40.127

Best Time 5:09.888 Best Speed 104.205 On 2 Gp a

Lap	Elapsed Time	Lap Time	Lap Speed
1	5:48.559	5:48.559	91.198
2	10:58.447	5:09.888	104.205
3	16:09.669	5:11.222	103.759

#### 46 42 Garth WOODS

STK Behind 50.710

Best Time 5:20.471 Best Speed 100.764 On 2 Gp a

Lap	Elapsed Time	Lap Time	Lap Speed
1	5:37.656	5:37.656	94.143
2	10:58.127	5:20.471	100.764
3	16:18.845	5:20.718	100.687
4	36:58.985	20:40.140	26.039
5	42:19.909	5:20.924	100.622

### Non Qualifiers

Position

#### 65 Michael SWEENEY

STK Behind 29.337

Best Time 4:59.098 Best Speed 107.965 On 2 Gp a

Lap	Elapsed Time	Lap Time	Lap Speed
1	5:21.651	5:21.651	98.828
2	10:20.749	4:59.098	107.965

### Non Qualifiers

Position

#### 31 Mark JOHNSTON

STK Behind 31.613

Best Time 5:01.374 Best Speed 107.149 On 2 Gp a

Lap	Elapsed Time	Lap Time	Lap Speed
1	5:40.765	5:40.765	93.284
2	10:42.139	5:01.374	107.149

#### 64 Dylan SCOTT

STK Behind 50.522

Best Time 5:20.283 Best Speed 100.823 On 3 Gp a

Lap	Elapsed Time	Lap Time	Lap Speed
1	6:23.924	6:23.924	82.798
2	12:05.744	5:41.820	94.471
3	17:26.027	5:20.283	100.823
4	22:48.183	5:22.156	100.237
5	28:10.316	5:22.133	100.244
6	33:32.133	5:21.817	100.343
7	38:55.107	5:22.974	99.983
8	49:22.227	10:27.120	51.493

#### 38 Ray HUTCHISON

STK Behind 1:16.063

Best Time 5:45.824 Best Speed 93.377 On 2 Gp a

Lap	Elapsed Time	Lap Time	Lap Speed
1	6:14.266	6:14.266	84.934
2	12:00.090	5:45.824	93.377

Speed TrapSuperstock Thursday

No.	Name	<u>Lap 1</u>	<u>Lap 2</u>	<u>Lap 3</u>	<u>Lap 4</u>	<u>Lap 5</u>	<u>Lap 6</u>	<u>Lap 7</u>	<u>Lap 8</u>
1	Michael RUTTER	186	178	185			181		
2	Ian LOUGHER	179			181	181	188		181
3	Guy MARTIN					184	181	182	182
4	Michael DUNLOP		174	186	187		187	185	
5	Bruce ANSTEY	178	178	182	180	181	186	179	181
6	William DUNLOP		186	187	189	185	185	185	
10	Conor CUMMINS	178		189	180		183		182
11	Stephen THOMPSON		183	185			175		186
12	Gary JOHNSON		173	179	182		180		183
13	Adrian ARCHIBALD		173		183	182		181	182
14	Paul SHOESMITH		186	188	189	188	189		
15	Kirk JAMISON		184	183	180			186	
16	John BURROWS			178					
17	Simon ANDREWS		188	189	189	190	189		189
18	Gerard KINGHAN		182				186		182
20	Denver ROBB	168	172		184	182	175		181
21	Jamie HAMILTON		174		181			179	177
22	Fabrice MIGUET		168	178	176		177	169	178
24	Jeremy TOYE		173		174		177		179
25	Mark PARRETT		182		184	187	183		185
26	Paul CRANSTON					174	177	174	173
28	Stefano BONETTI		176	187		161	187		181
29	Ryan McCAY		173	175			180		
30	Gavin HUNT		183		185	178	187		
32	Herve GANTNER		177	176	172	179			173
33	Adrian CLARK		176				178		
34	Alastair SEELEY		182	183	183	183		183	
37	James HILLIER							185	189
38	Ray HUTCHISON		166						
40	Martin JESSOPP						182		
42	Garth WOODS		170						
43	Dan MILLARD				172	172		166	
44	Donald MacFADYEN		183		188		183	183	187
45	Anthony McCOLGAN		172		174				
48	Luis CARREIRA					179	179	179	181
50	William DAVISON		177	179	179		179		
51	Les SHAND		184	186	183		184		183
52	Sandor BITTER	156		178			177		
54	Steve HENEGHAN				184		182		183
55	Dan KNEEN		184		184	188	181	184	184
56	Eric WILSON		177	174	179				174
64	Dylan SCOTT			167				169	
66	Mark BUCKLEY						175		
77	Ryan FARQUHAR	183	184	189	186	184	184	185	185
81	Coyles WRIGHT			179					
83	Graham ENGLISH		169				154	173	183
86	Cameron DONALD		181	182	181		170		181
102	Robert WILSON			179			175	170	

# RELENTLESS International NORTH WEST 200


**SUPERSTOCK**  
**Combined Qualifying**  
**Thursday, 19 May 2011**



Pos	Class	No	Name	-----Best Time / Qual Laps-----			Overall Best Time / Speed /	
				Session A	Session B		Total Qual Laps	
<b>Qualifying Classification</b>								
1	STK	34	Alastair SEELEY	4:32.690	6	4:29.761	7	4:29.761 119.706 13
2	STK	4	Michael DUNLOP	4:32.735	4	4:30.616	5	4:30.616 119.328 9
3	STK	1	Michael RUTTER	4:36.625	6	4:33.571	5	4:33.571 118.039 11
4	STK	12	Gary JOHNSON	4:41.023	4	4:33.678	6	4:33.678 117.993 10
5	STK	6	William DUNLOP	4:37.602	4	4:35.418	5	4:35.418 117.247 9
6	STK	77	Ryan FARQUHAR	4:38.141	5	4:35.433	6	4:35.433 117.241 11
7	STK	37	James HILLIER	4:48.827	5	4:36.065	8	4:36.065 116.972 13
8	STK	86	Cameron DONALD	4:38.091	5	4:36.121	6	4:36.121 116.949 11
9	STK	3	Guy MARTIN	4:39.036	5	4:36.446	8	4:36.446 116.811 13
10	STK	2	Ian LOUGHER	4:37.695	6	4:36.619	7	4:36.619 116.738 13
11	STK	11	Stephen THOMPSON	4:39.799	6	4:37.511	7	4:37.511 116.363 13
12	STK	13	Adrian ARCHIBALD	4:38.032	4	4:39.431	6	4:38.032 116.145 10
13	STK	30	Gavin HUNT	4:42.931	3	4:38.108	4	4:38.108 116.113 7
14	STK	5	Bruce ANSTEY	4:40.465	4	4:38.207	5	4:38.207 116.072 9
15	STK	20	Denver ROBB	4:43.350	5	4:39.262	6	4:39.262 115.633 11
16	STK	17	Simon ANDREWS	4:46.114	6	4:39.412	5	4:39.412 115.571 11
17	STK	28	Stefano BONETTI	4:39.628	7	4:39.503	7	4:39.503 115.534 14
18	STK	18	Gerard KINGHAN	4:43.677	5	4:39.595	6	4:39.595 115.496 11
19	STK	10	Conor CUMMINS	4:44.303	5	4:39.648	8	4:39.648 115.474 13
20	STK	51	Les SHAND	4:49.236	4	4:39.840	4	4:39.840 115.395 8
21	STK	48	Luis CARREIRA	4:46.119	5	4:39.997	5	4:39.997 115.330 10
22	STK	55	Dan KNEEN	4:44.796	4	4:40.384	6	4:40.384 115.171 10
23	STK	40	Martin JESSOPP	4:42.666	5	4:42.486	3	4:42.486 114.314 8
24	STK	8	Stuart EASTON	4:42.489	5	-----		4:42.489 114.312 5
25	STK	16	John BURROWS	4:48.768	4	4:44.027	3	4:44.027 113.693 7
26	STK	66	Mark BUCKLEY	-----		4:45.138	4	4:45.138 113.250 4
27	STK	15	Kirk JAMISON	4:55.214	4	4:45.447	6	4:45.447 113.128 10
28	STK	54	Steve HENEGHAN	4:48.109	5	4:45.683	5	4:45.683 113.034 10
29	STK	14	Paul SHOESMITH	4:49.479	6	4:46.620	5	4:46.620 112.665 11
30	STK	50	William DAVISON	4:53.983	3	4:47.977	5	4:47.977 112.134 8
31	STK	9	Gary MASON	4:48.083	6	-----		4:48.083 112.093 6
32	STK	21	Jamie HAMILTON	4:57.702	4	4:48.136	6	4:48.136 112.072 10
33	STK	33	Adrian CLARK	4:52.781	5	4:50.990	6	4:50.990 110.973 11
34	STK	52	Sandor BITTER	4:55.593	2	4:51.853	5	4:51.853 110.645 7
35	STK	32	Herve GANTNER	5:02.163	2	4:53.724	6	4:53.724 109.940 8
36	STK	23	Steve MERCER	4:53.960	5	-----		4:53.960 109.852 5
37	STK	44	Donald MacFADYEN	5:02.327	6	4:54.246	6	4:54.246 109.745 12
38	STK	56	Eric WILSON	5:02.391	3	4:54.526	6	4:54.526 109.641 9
39	STK	81	Coyles WRIGHT	4:55.897	2	4:58.346	2	4:55.897 109.133 4
40	STK	25	Mark PARRETT	5:08.809	2	4:56.308	5	4:56.308 108.981 7
41	STK	29	Ryan McCAY	5:03.907	2	4:56.485	2	4:56.485 108.916 4
42	STK	24	Jeremy TOYE	5:10.132	5	4:57.392	6	4:57.392 108.584 11
43	STK	102	Robert WILSON	-----		4:58.058	6	4:58.058 108.341 6
44	STK	22	Fabrice MIGUET	5:07.606	2	4:58.725	4	4:58.725 108.099 6
45	STK	65	Michael SWEENEY	5:06.174	2	4:59.098	1	4:59.098 107.965 3
46	STK	83	Graham ENGLISH	5:07.624	3	5:00.294	3	5:00.294 107.535 6
47	STK	26	Paul CRANSTON	5:03.733	3	5:00.665	5	5:00.665 107.402 8
48	STK	31	Mark JOHNSTON	5:01.235	1	5:01.374	1	5:01.235 107.199 2
49	STK	45	Anthony McCOLGAN	5:05.137	5	5:09.888	2	5:05.137 105.828 7
50	STK	27	John HILDRETH	5:06.338	5	-----		5:06.338 105.413 5
51	STK	36	Brian PATTERSON	5:06.360	4	-----		5:06.360 105.405 4

Provisional result to be confirmed by the Stewards of the Meeting subject to completion of technical inspections & the time limit for protests

Page 1 / 2

Circuit	<b>The Triangle</b>	Signed	Organising Club	<b>Coleraine &amp; District Motor Club</b>
Length(miles)	<b>8.9700 Lap 1 (8.8300)</b>			
Weather	<b>Cloudy</b>	Chief Timekeeper		
Track	<b>Dry</b>	Issued At:		



MCUI Ulster  
 Centre Timing  
 powered by  
 e-Laps timing software



**2&4**  
 WHEEL MOTORSPORT  
 STEERING GROUP LTD.

Belfast  
**Telegraph**  **nitec**



**SHEQpoint.com**  
 SAFETY  
 HEALTH  
 ENVIRONMENT  
 QUALITY

# RELENTLESS International NORTH WEST 200

**SUPERSTOCK**  
**Combined Qualifying**  
**Thursday, 19 May 2011**



## Qualifying Classification


52	STK	43	Dan MILLARD	5:16.733	4	5:07.481	6	5:07.481	105.021	10
53	STK	42	Garth WOODS	5:32.961	0	5:20.471	3	5:20.471	100.764	3
54	STK	19	Brian WYLES	5:20.724	4	-----		5:20.724	100.685	4
55	STK	53	Johnny McCAY	5:20.765	2	-----		5:20.765	100.672	2

## Non Qualifiers

STK	38	Ray HUTCHISON	-----	5:45.824	0					0
STK	64	Dylan SCOTT	-----	5:20.283	1					1

Provisional result to be confirmed by the Stewards of the Meeting subject to completion of technical inspections & the time limit for protests

Page 2 / 2

Circuit	<b>The Triangle</b>	Signed	 Chief Timekeeper	Organising Club	<b>Coleraine &amp; District Motor Club</b>
Length(miles)	<b>8.9700</b> Lap 1 (8.8300)	Issued At:			
Weather	<b>Cloudy</b>				
Track	<b>Dry</b>				



MCUI Ulster  
 Centre Timing  
 powered by  
 e-Laps timing software



**2&4**  
 WHEEL MOTORSPORT  
 STEERING GROUP LTD.

Belfast  
**Telegraph**  **nitec**

