



TUESDAY 17th – SATURDAY 21st MAY 2011

promoted by
Coleraine & District Motor Club
www.northwest200.org

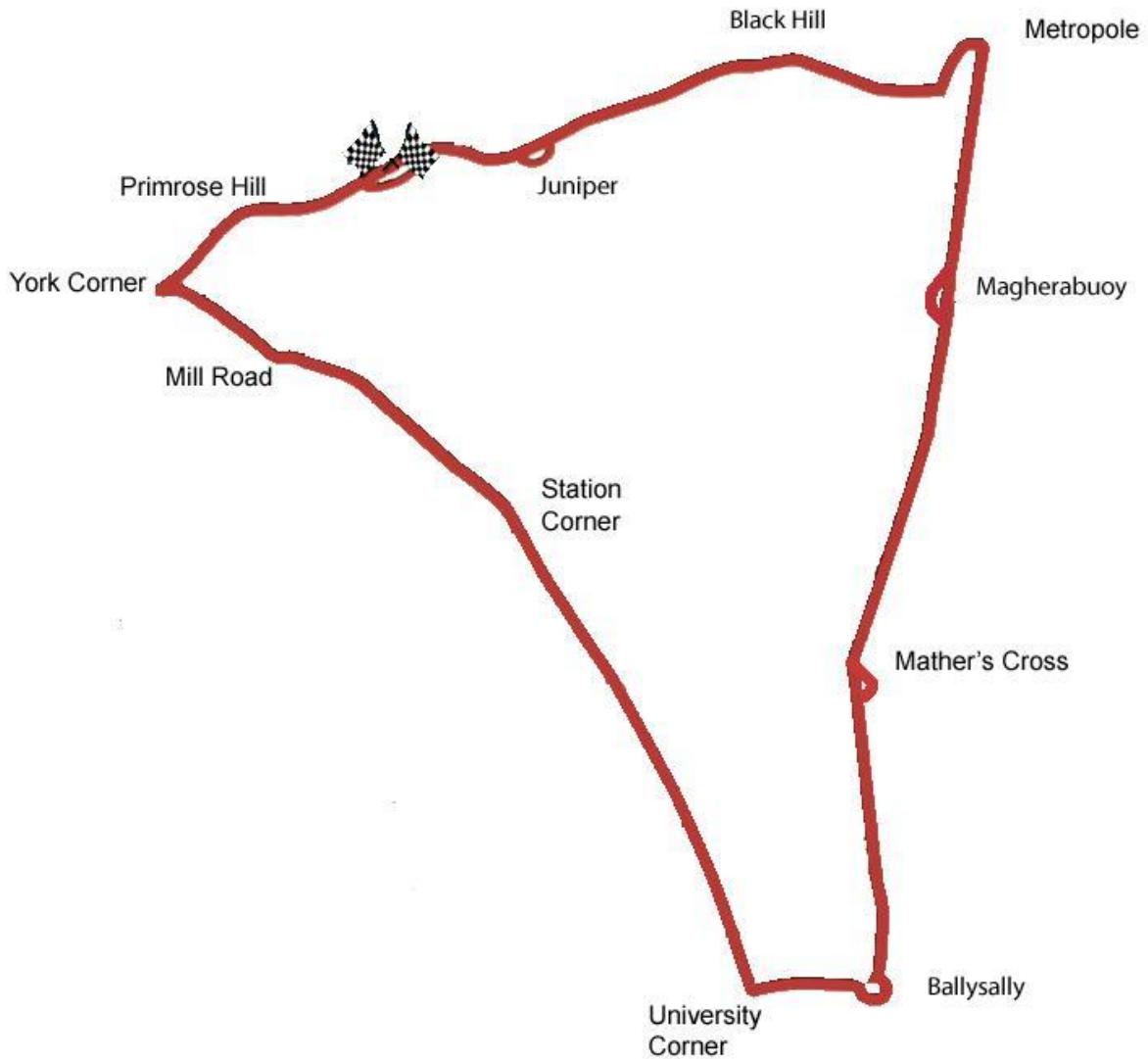


stainless steel specialists.

SUPERSPORT RACE



The Triangle Circuit 8.970 miles



LAP RECORDS

Class	Rider	Machine	m s	mph	Year
Supersport	Keith Amor	Honda	4 37.591	116.329	2010
Superstock	Michael Rutter	BMW	4 30.027	119.588	2010
Superbike	Alastair Seeley	Suzuki	4 24.960	121.875	2010

MOST WINS at NORTH WEST 200

Robert Dunlop	15	1986 - 06	(125 - 5, 250 - 4, 350 - 1, SBK - 5)
Joey Dunlop	13	1979 - 88	(250 - 1, 500 - 1, P750 - 2, SBK - 9)
Michael Rutter	12	1997 - 08	(SSP - 2, P1000 - 1, SBK - 9)
Phillip McCallen	11	1991 - 97	(250 - 2, 400 - 1, SSP - 4, SBK - 4)
Tony Rutter	9	1973 - 82	(250 - 2, 350 - 5, 500 - 1, SBK - 1)
Bruce Anstey (NZ)	9	2002 - 07	(SSP - 4, P1000/STK - 4, SBK - 1)
Ian Lougher	8	1991 - 05	(125 - 5, 250 - 1, SSP - 1, STK - 1)
Steve Plater	8	2006 - 09	(SSP - 2, SBK - 6)

RELENTLESS International NORTH WEST 200

SUPERSPORT

First Qualifying

Tuesday, 17 May 2011



Qualifying Time

5:37.862

Qualifying Speed

95.577


Pos	Class	No	Name	Machine / Sponsor	Time	Best Lap Time	Speed	On	Total Laps	Qualifying Laps
1	SSP	86	Cameron DONALD	Honda - Wilson Craig Racing	4:42.532		114.295	4	5	5
2	SSP	34	Alastair SEELEY	Suzuki - Relentless Suzuki by TAS Racing	4:42.638	0.106	114.252	4	5	5
3	SSP	4	Michael DUNLOP	Yamaha - Street Sweep	4:46.687	4.155	112.639	5	5	3
4	SSP	12	Gary JOHNSON	Honda - East Coast Racing	4:48.078	5.546	112.095	3	5	4
5	SSP	5	Bruce ANSTEY	Honda - padgetts-motorcycles.co.uk	4:50.338	7.806	111.222	5	5	4
6	SSP	3	Guy MARTIN	Suzuki - Relentless Suzuki by TAS Racing	4:52.824	10.292	110.278	4	4	3
7	SSP	2	Ian LOUGHER	Kawasaki - Blackhorse Kawasaki Motors UK	4:55.416	12.884	109.310	4	4	2
8	SSP	77	Ryan FARQUHAR	Kawasaki - KMR Kawasaki / BA Components	4:57.946	15.414	108.382	3	4	3
9	SSP	17	Lee JOHNSTON	Honda - East Coast Racing	4:58.457	15.925	108.196	5	5	4
10	SSP	45	Luis CARREIRA	Yamaha - CD Racing	4:59.457	16.925	107.835	5	5	4
11	SSP	10	Conor CUMMINS	Kawasaki - McAdoo Kawasaki Racing	5:00.586	18.054	107.430	4	4	3
12	SSP	38	Gary ROBINSON	Yamaha - Robinson Electrical	5:02.082	19.550	106.898	5	5	4
13	SSP	65	Michael SWEENEY	Yamaha - Greenclean Racing	5:04.350	21.818	106.102	5	5	4
14	SSP	28	Si FULTON	Yamaha	5:04.541	22.009	106.035	5	5	4
15	SSP	16	John BURROWS	Yamaha - Cookstown BE Racing	5:04.673	22.141	105.989	1	4	3
16	SSP	21	Paul SHOESMITH	Yamaha - Ice Valley Racing	5:04.952	22.420	105.892	4	4	3
17	SSP	8	Stefano BONETTI	Honda - Speed Motor	5:06.183	23.651	105.466	5	5	4
18	SSP	15	Kirk JAMISON	Yamaha - Marie Curie Cancer Care	5:06.443	23.911	105.377	5	5	3
19	SSP	11	Les SHAND	Yamaha - Dipple Services	5:08.220	25.688	104.769	4	5	4
20	SSP	50	William DAVISON	Honda - Hill Contracts	5:11.107	28.575	103.797	5	5	3
21	SSP	98	Paul OWEN	Yamaha - Team #98	5:11.779	29.247	103.573	4	5	3
22	SSP	25	Robert WILSON	Kawasaki - Stoddart Racing	5:11.831	29.299	103.556	3	5	4
23	SSP	66	Mark BUCKLEY	Kawasaki - OTSS Racing	5:13.849	31.317	102.890	4	4	2
24	SSP	14	Derek McLAUGHLIN	Honda	5:13.962	31.430	102.853	5	5	4
25	SSP	81	Coyles WRIGHT	Suzuki - Bushmills Inn CW Racing	5:14.515	31.983	102.673	3	4	3
26	SSP	71	Davy MORGAN	Yamaha - CSC Branson Racing	5:15.219	32.687	102.443	3	3	2
27	SSP	37	James HILLIER	Kawasaki - Bournemouth Kawasaki	5:15.706	33.174	102.285	4	5	5
28	SSP	39	Leo ALDERSLEY	Honda - Richard Robinson/NM Tuning	5:15.713	33.181	102.283	3	5	4
29	SSP	69	Dave WOOLAMS	Honda	5:17.254	34.722	101.786	4	4	3
30	SSP	96	Neil GREGORY	Triumph 675	5:17.873	35.341	101.588	5	5	4
31	SSP	35	Trevor FERGUSON	Triumph 675	5:18.225	35.693	101.475	4	5	3
32	SSP	42	Brian PATTERSON	Suzuki	5:22.197	39.665	100.224	5	5	3
33	SSP	27	James McCANN	Yamaha - Inver Tool Hire	5:24.548	42.016	99.498	3	5	4
34	SSP	49	William COWDEN	Suzuki - PRF Racing	5:24.953	42.421	99.374	5	5	3
35	SSP	101	Brian McCORMACK	Honda - TAG Racing	5:26.038	43.506	99.044	2	4	2
36	SSP	24	John HILDRETH	Suzuki	5:26.118	43.586	99.019	4	5	3
37	SSP	43	Dan MILLARD	Kawasaki - DDR Total Rail Solutions	5:26.737	44.205	98.832	4	5	4
38	SSP	20	Mark PARRETT	Yamaha - Vixen Racing	5:27.008	44.476	98.750	2	4	2
39	SSP	23	Ornella ONGARO	Suzuki - Yohann Motor Sport	5:28.967	46.435	98.162	4	5	3
40	SSP	30	Nathan PALLETT	Yamaha	5:29.057	46.525	98.135	5	5	3
41	SSP	44	Brian WYLES	Suzuki - KS Performance	5:30.399	47.867	97.736	4	5	4
42	SSP	40	Herve GANTNER	Honda - Rhino Universal	5:31.534	49.002	97.402	4	4	3
43	SSP	88	Adam CHILD	Suzuki - Ken Urwin M/cycles / MCN	5:32.942	50.410	96.990	5	5	2

Non Qualifiers

SSP	13	Adrian ARCHIBALD	Yamaha - AMA Racing	5:03.481	20.949	106.405	1	1	1
SSP	63	David MULLIGAN	Yamaha	5:15.980	33.448	102.196	2	2	1
SSP	55	Dan KNEEN	Yamaha - Marks Bloom Racing	5:21.800	39.268	100.348	1	2	1
SSP	7	Gavin HUNT	Yamaha - IFS Global Logistics	5:22.553	40.021	100.114	1	1	1
SSP	59	Simona ZACCARDI	Honda	5:34.826	52.294	96.444	4	5	1
SSP	48	Alessandro La MACCHIA	Honda	5:35.210	52.678	96.334	4	5	1
SSP	36	Dave WALSH	Kawasaki - Tony Martin Racing	5:39.456	56.924	95.129	5	5	0
SSP	29	Timothee MONOT	Yamaha - Team of Paris	5:40.367	57.835	94.874	3	4	0

Provisional result to be confirmed by the Stewards of the Meeting subject to completion of technical inspections & the time limit for protests

Page 1 / 2

Circuit	The Triangle	Signed	Organising Club	Coleraine & District Motor Club
Length(miles)	8.9700 Lap 1 (8.8300)		Qualifying Started	19:17
Weather	Cloudy, 15°C, 82%RH	Chief Timekeeper		
Track	Dry	Issued At: 19:51		



MCUI Ulster
Centre Timing
powered by
e-Laps timing software



Belfast
2&4 Telegraph  **nitec**



RELENTLESS International NORTH WEST 200

SUPERSPORT

First Qualifying

Tuesday, 17 May 2011




Qualifying Time **5:37.862** Qualifying Speed **95.577**

Pos	Class	No	Name	Machine / Sponsor	----- Time	Best Lap Behind	----- Speed	On	Total Laps	Qualifying Laps
Non Qualifiers										
	SSP	33	Sandy BERWICK	Suzuki - Team Berm Racing	5:44.288	1:01.756	93.794	2	3	<u>0</u>
	SSP	61	Dario CECCONI	Honda	5:51.164	1:08.632	91.957	2	5	<u>0</u>
	SSP	31	Emmett BURKE	Yamaha	5:54.365	1:11.833	91.126	2	2	<u>0</u>
	SSP	18	Ben WYLIE	Yamaha - Per Cup Coffee Company	6:05.389	1:22.857	88.377	1	2	<u>0</u>
	SSP	6	William DUNLOP	Honda - Wilson Craig Racing	7:18.426	2:35.894	73.654	2	2	<u>0</u>

Provisional result to be confirmed by the Stewards of the Meeting subject to completion of technical inspections & the time limit for protests

Page 2 / 2

Circuit	The Triangle	Signed	 Chief Timekeeper	Organising Club	Coleraine & District Motor Club
Length(miles)	8.9700 Lap 1 (8.8300)	Issued At:		19:51	Qualifying Started
Weather	Cloudy, 15°C, 82%RH				
Track	Dry				



MCUI Ulster
Centre Timing
powered by
e-Laps timing software



2&4
WHEEL MOTORSPORT
STEERING GROUP LTD.

Belfast
Telegraph  **nitec**



SHEQpoint.com
SAFETY
HEALTH
ENVIRONMENT
QUALITY

RELENTLESS International NORTH WEST 200

SUPERSPORT

First Qualifying

Tuesday, 17 May 2011

DETAILED RESULT



Qualifying Classification

Position

1 **86 Cameron DONALD**

SSP Behind

Best Time **4:42.532** Best Speed **114.295** On **4** Gp **a**

Lap	Elapsed Time	Lap Time	Lap Speed
1	4:53.977	4:53.977	108.131
2	9:42.674	4:48.697	111.854
3	14:30.158	4:47.484	112.326
4	19:12.690	4:42.532	114.295
5	24:22.150	5:09.460	104.350

2 **34 Alastair SEELEY**

SSP Behind **0.106**

Best Time **4:42.638** Best Speed **114.252** On **4** Gp **a**

Lap	Elapsed Time	Lap Time	Lap Speed
1	4:52.948	4:52.948	108.511
2	9:43.871	4:50.923	110.998
3	14:29.275	4:45.404	113.145
4	19:11.913	4:42.638	114.252
5	24:10.008	4:58.095	108.328

3 **4 Michael DUNLOP**

SSP Behind **4.155**

Best Time **4:46.687** Best Speed **112.639** On **5** Gp **a**

Lap	Elapsed Time	Lap Time	Lap Speed
1	8:15.736	8:15.736	64.123
2	13:07.297	4:51.561	110.756
3	18:06.148	4:58.851	108.054
4	25:08.696	7:02.548	76.422
5	29:55.383	4:46.687	112.639

4 **12 Gary JOHNSON**

SSP Behind **5.546**

Best Time **4:48.078** Best Speed **112.095** On **3** Gp **a**

Lap	Elapsed Time	Lap Time	Lap Speed
1	9:10.171	9:10.171	57.778
2	13:58.823	4:48.652	111.872
3	18:46.901	4:48.078	112.095
4	23:35.392	4:48.491	111.934
5	28:33.581	4:58.189	108.294

Qualifying Classification

Position

5 **5 Bruce ANSTEY**

SSP Behind **7.806**

Best Time **4:50.338** Best Speed **111.222** On **5** Gp **a**

Lap	Elapsed Time	Lap Time	Lap Speed
1	7:45.176	7:45.176	68.335
2	12:42.769	4:57.593	108.511
3	17:42.915	5:00.146	107.588
4	22:34.200	4:51.285	110.860
5	27:24.538	4:50.338	111.222

6 **3 Guy MARTIN**

SSP Behind **10.292**

Best Time **4:52.824** Best Speed **110.278** On **4** Gp **a**

Lap	Elapsed Time	Lap Time	Lap Speed
1	5:02.034	5:02.034	105.246
2	10:01.147	4:59.113	107.959
3	23:36.574	13:35.427	39.601
4	28:29.398	4:52.824	110.278

7 **2 Ian LOUGHER**

SSP Behind **12.884**

Best Time **4:55.416** Best Speed **109.310** On **4** Gp **a**

Lap	Elapsed Time	Lap Time	Lap Speed
1	7:45.656	7:45.656	68.265
2	12:47.019	5:01.363	107.153
3	21:21.564	8:34.545	62.758
4	26:16.980	4:55.416	109.310

8 **77 Ryan FARQUHAR**

SSP Behind **15.414**

Best Time **4:57.946** Best Speed **108.382** On **3** Gp **a**

Lap	Elapsed Time	Lap Time	Lap Speed
1	6:30.752	6:30.752	81.351
2	11:32.827	5:02.075	106.901
3	16:30.773	4:57.946	108.382
4	21:31.269	5:00.496	107.462

9 **17 Lee JOHNSTON**

SSP Behind **15.925**

Best Time **4:58.457** Best Speed **108.196** On **5** Gp **a**

Lap	Elapsed Time	Lap Time	Lap Speed
1	8:00.646	8:00.646	66.136
2	13:17.682	5:17.036	101.856
3	18:29.022	5:11.340	103.719
4	23:28.687	4:59.665	107.760
5	28:27.144	4:58.457	108.196



Qualifying Classification

Position

10 **45 Luis CARREIRA**

SSP Behind **16.925**

Best Time **4:59.457** Best Speed **107.835** On **5** Gp **a**

Lap	Elapsed Time	Lap Time	Lap Speed
1	7:48.122	7:48.122	67.905
2	12:55.098	5:06.976	105.194
3	17:58.973	5:03.875	106.267
4	23:04.784	5:05.811	105.595
5	28:04.241	4:59.457	107.835

11 **10 Conor CUMMINS**

SSP Behind **18.054**

Best Time **5:00.586** Best Speed **107.430** On **4** Gp **a**

Lap	Elapsed Time	Lap Time	Lap Speed
1	5:16.254	5:16.254	100.514
2	17:50.559	12:34.305	42.810
3	22:54.981	5:04.422	106.076
4	27:55.567	5:00.586	107.430

12 **38 Gary ROBINSON**

SSP Behind **19.550**

Best Time **5:02.082** Best Speed **106.898** On **5** Gp **a**

Lap	Elapsed Time	Lap Time	Lap Speed
1	5:40.431	5:40.431	93.376
2	10:51.793	5:11.362	103.712
3	15:59.725	5:07.932	104.867
4	21:02.184	5:02.459	106.765
5	26:04.266	5:02.082	106.898

13 **65 Michael SWEENEY**

SSP Behind **21.818**

Best Time **5:04.350** Best Speed **106.102** On **5** Gp **a**

Lap	Elapsed Time	Lap Time	Lap Speed
1	6:59.505	6:59.505	75.775
2	12:18.065	5:18.560	101.369
3	17:36.576	5:18.511	101.384
4	22:42.493	5:05.917	105.558
5	27:46.843	5:04.350	106.102

Qualifying Classification

Position

14 **28 Si FULTON**

SSP Behind **22.009**

Best Time **5:04.541** Best Speed **106.035** On **5** Gp **a**

Lap	Elapsed Time	Lap Time	Lap Speed
1	7:47.239	7:47.239	68.034
2	12:53.174	5:05.935	105.552
3	17:58.501	5:05.327	105.762
4	23:06.272	5:07.771	104.922
5	28:10.813	5:04.541	106.035

15 **16 John BURROWS**

SSP Behind **22.141**

Best Time **5:04.673** Best Speed **105.989** On **1** Gp **a**

Lap	Elapsed Time	Lap Time	Lap Speed
1	5:04.673	5:04.673	104.335
2	10:10.837	5:06.164	105.473
3	23:15.670	13:04.833	41.145
4	28:21.638	5:05.968	105.540

16 **21 Paul SHOESMITH**

SSP Behind **22.420**

Best Time **5:04.952** Best Speed **105.892** On **4** Gp **a**

Lap	Elapsed Time	Lap Time	Lap Speed
1	12:20.787	12:20.787	42.911
2	17:34.883	5:14.096	102.809
3	22:41.424	5:06.541	105.343
4	27:46.376	5:04.952	105.892

17 **8 Stefano BONETTI**

SSP Behind **23.651**

Best Time **5:06.183** Best Speed **105.466** On **5** Gp **a**

Lap	Elapsed Time	Lap Time	Lap Speed
1	5:22.924	5:22.924	98.438
2	10:32.309	5:09.385	104.375
3	15:46.561	5:14.252	102.758
4	21:52.295	6:05.734	88.294
5	26:58.478	5:06.183	105.466

RELENTLESS International NORTH WEST 200

SUPERSPORT

First Qualifying

Tuesday, 17 May 2011

DETAILED RESULT



Qualifying Classification

Position

18 **15 Kirk JAMISON**
 SSP Behind **23.911**
 Best Time **5:06.443** Best Speed **105.377** On **5** Gp **a**

Lap	Elapsed Time	Lap Time	Lap Speed
1	7:00.206	7:00.206	75.649
2	12:20.261	5:20.055	100.895
3	17:43.214	5:22.953	99.990
4	25:35.190	7:51.976	68.419
5	30:41.633	5:06.443	105.377

19 **11 Les SHAND**

SSP Behind **25.688**
 Best Time **5:08.220** Best Speed **104.769** On **4** Gp **a**

Lap	Elapsed Time	Lap Time	Lap Speed
1	6:30.541	6:30.541	81.395
2	11:41.119	5:10.578	103.974
3	16:57.494	5:16.375	102.069
4	22:05.714	5:08.220	104.769
5	27:14.683	5:08.969	104.515

20 **50 William DAVISON**

SSP Behind **28.575**
 Best Time **5:11.107** Best Speed **103.797** On **5** Gp **a**

Lap	Elapsed Time	Lap Time	Lap Speed
1	5:59.011	5:59.011	88.543
2	11:13.569	5:14.558	102.658
3	16:28.167	5:14.598	102.645
4	23:17.959	6:49.792	78.801
5	28:29.066	5:11.107	103.797

21 **98 Paul OWEN**

SSP Behind **29.247**
 Best Time **5:11.779** Best Speed **103.573** On **4** Gp **a**

Lap	Elapsed Time	Lap Time	Lap Speed
1	6:59.712	6:59.712	75.738
2	12:16.979	5:17.267	101.782
3	17:37.133	5:20.154	100.864
4	22:48.912	5:11.779	103.573
5	29:23.952	6:35.040	81.744

Qualifying Classification

Position

22 **25 Robert WILSON**
 SSP Behind **29.299**
 Best Time **5:11.831** Best Speed **103.556** On **3** Gp **a**

Lap	Elapsed Time	Lap Time	Lap Speed
1	6:11.266	6:11.266	85.621
2	11:30.114	5:18.848	101.277
3	16:41.945	5:11.831	103.556
4	21:58.089	5:16.144	102.143
5	27:13.704	5:15.615	102.315

23 **66 Mark BUCKLEY**

SSP Behind **31.317**
 Best Time **5:13.849** Best Speed **102.890** On **4** Gp **a**

Lap	Elapsed Time	Lap Time	Lap Speed
1	6:24.024	6:24.024	82.776
2	11:49.491	5:25.467	99.217
3	22:24.931	10:35.440	50.818
4	27:38.780	5:13.849	102.890

24 **14 Derek McLAUGHLIN**

SSP Behind **31.430**
 Best Time **5:13.962** Best Speed **102.853** On **5** Gp **a**

Lap	Elapsed Time	Lap Time	Lap Speed
1	5:30.764	5:30.764	96.105
2	10:51.261	5:20.497	100.756
3	16:16.092	5:24.831	99.412
4	23:45.673	7:29.581	71.827
5	28:59.635	5:13.962	102.853

25 **81 Coyles WRIGHT**

SSP Behind **31.983**
 Best Time **5:14.515** Best Speed **102.673** On **3** Gp **a**

Lap	Elapsed Time	Lap Time	Lap Speed
1	5:59.957	5:59.957	88.311
2	11:16.261	5:16.304	102.092
3	16:30.776	5:14.515	102.673
4	21:59.499	5:28.723	98.235

26 **71 Davy MORGAN**

SSP Behind **32.687**
 Best Time **5:15.219** Best Speed **102.443** On **3** Gp **a**

Lap	Elapsed Time	Lap Time	Lap Speed
1	13:04.452	13:04.452	40.523
2	18:29.487	5:25.035	99.349
3	23:44.706	5:15.219	102.443

SUPERSPORT

First Qualifying

Tuesday, 17 May 2011

DETAILED RESULT



Qualifying Classification

Position

27 37 James HILLIER

SSP Behind 33.174

Best Time 5:15.706 Best Speed 102.285 On 4 Gp a

Lap	Elapsed Time	Lap Time	Lap Speed
1	5:28.852	5:28.852	96.664
2	10:53.987	5:25.135	99.319
3	16:15.815	5:21.828	100.339
4	21:31.521	5:15.706	102.285
5	26:53.353	5:21.832	100.338

28 39 Leo ALDERSLEY

SSP Behind 33.181

Best Time 5:15.713 Best Speed 102.283 On 3 Gp a

Lap	Elapsed Time	Lap Time	Lap Speed
1	5:55.363	5:55.363	89.452
2	11:15.676	5:20.313	100.814
3	16:31.389	5:15.713	102.283
4	21:51.126	5:19.737	100.996
5	27:28.637	5:37.511	95.677

29 69 Dave WOOLAMS

SSP Behind 34.722

Best Time 5:17.254 Best Speed 101.786 On 4 Gp a

Lap	Elapsed Time	Lap Time	Lap Speed
1	6:42.664	6:42.664	78.944
2	12:06.946	5:24.282	99.580
3	17:38.555	5:31.609	97.380
4	22:55.809	5:17.254	101.786

30 96 Neil GREGORY

SSP Behind 35.341

Best Time 5:17.873 Best Speed 101.588 On 5 Gp a

Lap	Elapsed Time	Lap Time	Lap Speed
1	9:36.180	9:36.180	55.170
2	14:54.999	5:18.819	101.286
3	20:13.412	5:18.413	101.415
4	25:33.388	5:19.976	100.920
5	30:51.261	5:17.873	101.588

Qualifying Classification

Position

31 35 Trevor FERGUSON

SSP Behind 35.693

Best Time 5:18.225 Best Speed 101.475 On 4 Gp a

Lap	Elapsed Time	Lap Time	Lap Speed
1	6:59.270	6:59.270	75.817
2	12:27.580	5:28.310	98.358
3	20:03.275	7:35.695	70.863
4	25:21.500	5:18.225	101.475
5	30:43.589	5:22.089	100.258

32 42 Brian PATTERSON

SSP Behind 39.665

Best Time 5:22.197 Best Speed 100.224 On 5 Gp a

Lap	Elapsed Time	Lap Time	Lap Speed
1	6:09.695	6:09.695	85.984
2	11:38.319	5:28.624	98.264
3	17:04.292	5:25.973	99.063
4	22:44.248	5:39.956	94.989
5	28:06.445	5:22.197	100.224

33 27 James McCANN

SSP Behind 42.016

Best Time 5:24.548 Best Speed 99.498 On 3 Gp a

Lap	Elapsed Time	Lap Time	Lap Speed
1	5:43.663	5:43.663	92.498
2	11:13.395	5:29.732	97.934
3	16:37.943	5:24.548	99.498
4	22:04.452	5:26.509	98.901
5	27:32.702	5:28.250	98.376

34 49 William COWDEN

SSP Behind 42.421

Best Time 5:24.953 Best Speed 99.374 On 5 Gp a

Lap	Elapsed Time	Lap Time	Lap Speed
1	6:25.588	6:25.588	82.440
2	12:04.305	5:38.717	95.336
3	17:39.923	5:35.618	96.217
4	23:06.027	5:26.104	99.024
5	28:30.980	5:24.953	99.374

SUPERSPORT

First Qualifying

Tuesday, 17 May 2011

DETAILED RESULT



Qualifying Classification

Position

35 101 Brian McCORMACK

SSP Behind 43.506

Best Time 5:26.038 Best Speed 99.044 On 2 Gp a

Lap	Elapsed Time	Lap Time	Lap Speed
1	6:02.681	6:02.681	87.647
2	11:28.719	5:26.038	99.044
3	16:57.701	5:28.982	98.157
4	26:48.574	9:50.873	54.651

36 24 John HILDRETH

SSP Behind 43.586

Best Time 5:26.118 Best Speed 99.019 On 4 Gp a

Lap	Elapsed Time	Lap Time	Lap Speed
1	7:18.726	7:18.726	72.455
2	13:01.462	5:42.736	94.218
3	18:35.004	5:33.542	96.815
4	24:01.122	5:26.118	99.019
5	29:36.156	5:35.034	96.384

37 43 Dan MILLARD

SSP Behind 44.205

Best Time 5:26.737 Best Speed 98.832 On 4 Gp a

Lap	Elapsed Time	Lap Time	Lap Speed
1	6:48.786	6:48.786	77.762
2	12:22.708	5:33.922	96.705
3	17:54.805	5:32.097	97.237
4	23:21.542	5:26.737	98.832
5	28:55.558	5:34.016	96.678

38 20 Mark PARRETT

SSP Behind 44.476

Best Time 5:27.008 Best Speed 98.750 On 2 Gp a

Lap	Elapsed Time	Lap Time	Lap Speed
1	6:37.900	6:37.900	79.889
2	12:04.908	5:27.008	98.750
3	17:39.293	5:34.385	96.571
4	25:53.846	8:14.553	65.295

Qualifying Classification

Position

39 23 Ornella ONGARO

SSP Behind 46.435

Best Time 5:28.967 Best Speed 98.162 On 4 Gp a

Lap	Elapsed Time	Lap Time	Lap Speed
1	6:45.706	6:45.706	78.352
2	12:28.367	5:42.661	94.239
3	18:03.059	5:34.692	96.483
4	23:32.026	5:28.967	98.162
5	29:07.646	5:35.620	96.216

40 30 Nathan PALLETT

SSP Behind 46.525

Best Time 5:29.057 Best Speed 98.135 On 5 Gp a

Lap	Elapsed Time	Lap Time	Lap Speed
1	6:35.831	6:35.831	80.307
2	12:16.543	5:40.712	94.778
3	17:47.138	5:30.595	97.678
4	23:17.913	5:30.775	97.625
5	28:46.970	5:29.057	98.135

41 44 Brian WYLES

SSP Behind 47.867

Best Time 5:30.399 Best Speed 97.736 On 4 Gp a

Lap	Elapsed Time	Lap Time	Lap Speed
1	6:47.684	6:47.684	77.972
2	12:19.945	5:32.261	97.189
3	17:51.641	5:31.696	97.354
4	23:22.040	5:30.399	97.736
5	28:56.524	5:34.484	96.543

42 40 Herve GANTNER

SSP Behind 49.002

Best Time 5:31.534 Best Speed 97.402 On 4 Gp a

Lap	Elapsed Time	Lap Time	Lap Speed
1	6:31.571	6:31.571	81.181
2	12:05.833	5:34.262	96.607
3	17:42.831	5:36.998	95.823
4	23:14.365	5:31.534	97.402



SUPERSPORT

First Qualifying

Tuesday, 17 May 2011

DETAILED RESULT

Qualifying Classification

Position

43 88 Adam CHILD

SSP Behind 50.410

Best Time 5:32.942 Best Speed 96.990 On 5 Gp a

Lap	Elapsed Time	Lap Time	Lap Speed
1	6:13.916	6:13.916	85.014
2	11:53.828	5:39.912	95.001
3	17:37.933	5:44.105	93.843
4	23:12.238	5:34.305	96.594
5	28:45.180	5:32.942	96.990

Non Qualifiers

Position

13 Adrian ARCHIBALD

SSP Behind 20.949

Best Time 5:03.481 Best Speed 106.405 On 1 Gp a

Lap	Elapsed Time	Lap Time	Lap Speed
1	5:03.481	5:03.481	104.745

63 David MULLIGAN

SSP Behind 33.448

Best Time 5:15.980 Best Speed 102.196 On 2 Gp a

Lap	Elapsed Time	Lap Time	Lap Speed
1	6:30.085	6:30.085	81.490
2	11:46.065	5:15.980	102.196

55 Dan KNEEN

SSP Behind 39.268

Best Time 5:21.800 Best Speed 100.348 On 1 Gp a

Lap	Elapsed Time	Lap Time	Lap Speed
1	5:21.800	5:21.800	98.782
2	29:21.346	23:59.546	22.432

7 Gavin HUNT

SSP Behind 40.021

Best Time 5:22.553 Best Speed 100.114 On 1 Gp a

Lap	Elapsed Time	Lap Time	Lap Speed
1	5:22.553	5:22.553	98.551

Non Qualifiers

Position

59 Simona ZACCARDI

SSP Behind 52.294

Best Time 5:34.826 Best Speed 96.444 On 4 Gp a

Lap	Elapsed Time	Lap Time	Lap Speed
1	6:36.981	6:36.981	80.074
2	12:22.369	5:45.388	93.495
3	18:02.531	5:40.162	94.931
4	23:37.357	5:34.826	96.444
5	29:20.767	5:43.410	94.033

48 Alessandro La MACCHIA

SSP Behind 52.678

Best Time 5:35.210 Best Speed 96.334 On 4 Gp a

Lap	Elapsed Time	Lap Time	Lap Speed
1	6:09.347	6:09.347	86.065
2	11:59.198	5:49.851	92.302
3	17:44.918	5:45.720	93.405
4	23:20.128	5:35.210	96.334
5	28:59.170	5:39.042	95.245

36 Dave WALSH

SSP Behind 56.924

Best Time 5:39.456 Best Speed 95.129 On 5 Gp a

Lap	Elapsed Time	Lap Time	Lap Speed
1	6:08.527	6:08.527	86.257
2	12:06.680	5:58.153	90.163
3	17:53.092	5:46.412	93.218
4	23:35.207	5:42.115	94.389
5	29:14.663	5:39.456	95.129

29 Timothee MONOT

SSP Behind 57.835

Best Time 5:40.367 Best Speed 94.874 On 3 Gp a

Lap	Elapsed Time	Lap Time	Lap Speed
1	7:17.892	7:17.892	72.593
2	13:04.130	5:46.238	93.265
3	18:44.497	5:40.367	94.874
4	24:27.891	5:43.394	94.038

33 Sandy BERWICK

SSP Behind 1:01.756

Best Time 5:44.288 Best Speed 93.794 On 2 Gp a

Lap	Elapsed Time	Lap Time	Lap Speed
1	15:31.148	15:31.148	34.139
2	21:15.436	5:44.288	93.794
3	27:02.177	5:46.741	93.130

RELENTLESS International NORTH WEST 200

SUPERSPORT

First Qualifying

Tuesday, 17 May 2011

DETAILED RESULT



Non Qualifiers

Position

61 Dario CECCONI

SSP Behind 1:08.632

Best Time 5:51.164 Best Speed 91.957 On 2 Gp a

Lap	Elapsed Time	Lap Time	Lap Speed
1	6:54.149	6:54.149	76.755
2	12:45.313	5:51.164	91.957
3	18:43.142	5:57.829	90.244
4	24:58.813	6:15.671	85.958
5	31:21.025	6:22.212	84.487

31 Emmett BURKE

SSP Behind 1:11.833

Best Time 5:54.365 Best Speed 91.126 On 2 Gp a

Lap	Elapsed Time	Lap Time	Lap Speed
1	10:08.623	10:08.623	52.229
2	16:02.988	5:54.365	91.126

18 Ben WYLIE

SSP Behind 1:22.857

Best Time 6:05.389 Best Speed 88.377 On 1 Gp a

Lap	Elapsed Time	Lap Time	Lap Speed
1	6:05.389	6:05.389	86.998
2	13:52.999	7:47.610	69.058

6 William DUNLOP

SSP Behind 2:35.894

Best Time 7:18.426 Best Speed 73.654 On 2 Gp a

Lap	Elapsed Time	Lap Time	Lap Speed
1	12:18.273	12:18.273	43.057
2	19:36.699	7:18.426	73.654

Speed TrapSupersport Tuesday

<u>No.</u>	<u>Name</u>	<u>Lap 1</u>	<u>Lap 2</u>	<u>Lap 3</u>	<u>Lap 4</u>
2	Ian LOUGHER			160	161
3	Guy MARTIN	163			
4	Michael DUNLOP	162	167	167	
5	Bruce ANSTEY	163	167	168	170
8	Stefano BONETTI	159	159		
10	Conor CUMMINS	158		151	157
11	Les SHAND	157	161	160	160
12	Gary JOHNSON	163	169	169	173
14	Derek McLAUGHLIN	162	161		161
15	Kirk JAMISON				165
16	John BURROWS				160
17	Lee JOHNSTON		160	167	167
18	Ben WYLIE		166		
20	Mark PARRETT	162			160
21	Paul SHOESMITH		161		157
23	Ornella ONGARO	152			157
24	John HILDRETH			156	165
25	Robert WILSON	161			161
28	Si FULTON			157	156
29	Timothee MONOT	157			156
30	Nathan PALLETT	147			157
31	Emmett BURKE		135		
33	Sandy BERWICK		143		152
34	Alastair SEELEY	165		166	
35	Trevor FERGUSON			154	
36	Dave WALSH	155			143
37	James HILLIER			162	166
38	Gary ROBINSON		152	160	161
40	Herve GANTNER	161			157
42	Brian PATTERSON			155	148
43	Dan MILLARD		145		
44	Brian WYLES	154			165
45	Luis CARREIRA		152		165
48	Alessandro La MACCHI		152		
49	William COWDEN		160		162
50	William DAVISON	159	160		161
55	Dan KNEEN				161
59	Simona ZACCARDI		143		
61	Dario CECCONI			143	136
63	David MULLIGAN		152		
66	Mark BUCKLEY	159		157	
69	Dave WOOLAMS		155	161	51
71	Davy MORGAN				159
77	Ryan FARQUHAR		165	164	
86	Cameron DONALD	163			
88	Adam CHILD		154		156
98	Paul OWEN	164	165	152	149
101	Brian McCORMACK	145	143		150