



TUESDAY 17th – SATURDAY 21st MAY 2011

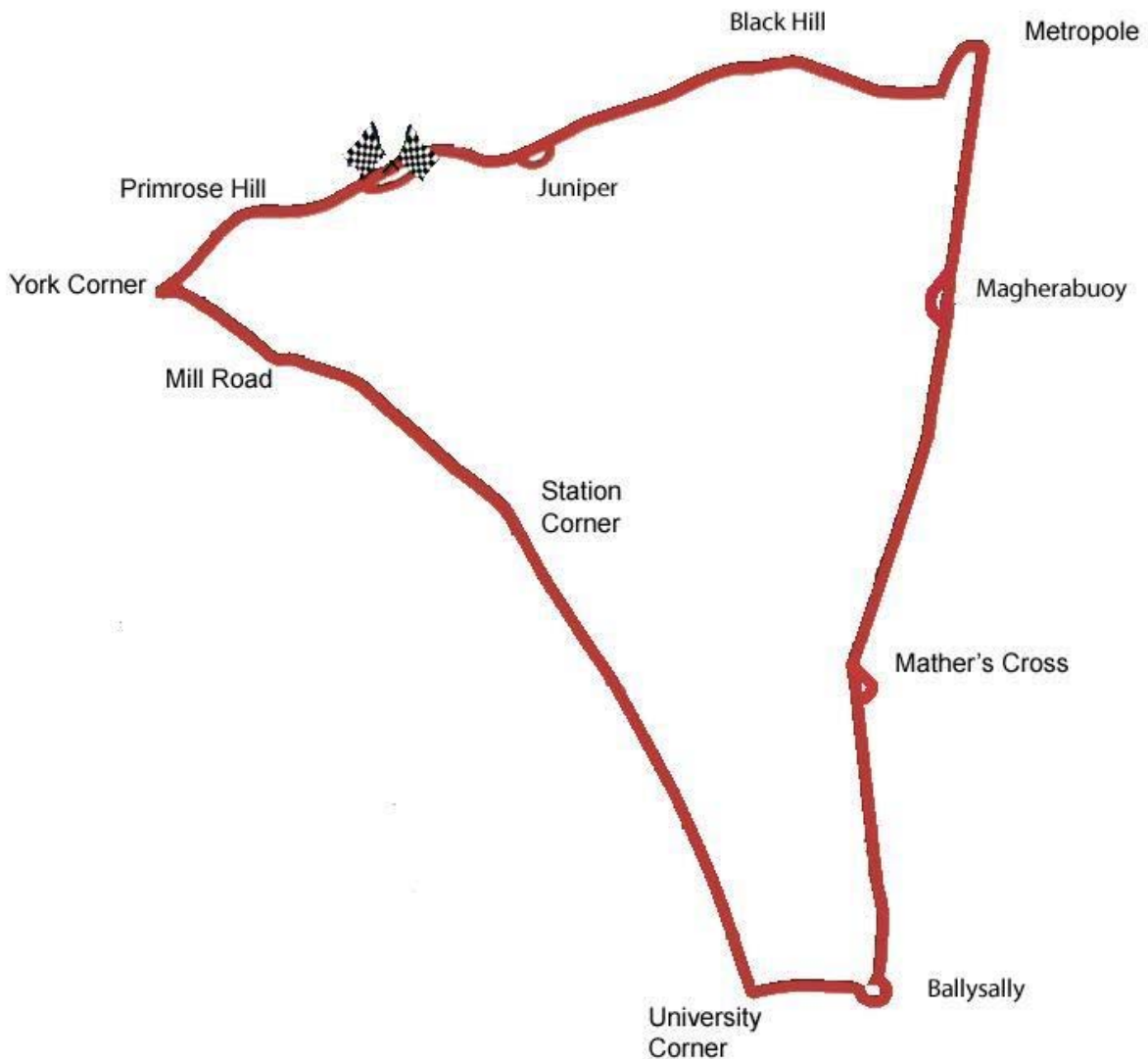
promoted by
Coleraine & District Motor Club
www.northwest200.org



SUPERSPORT RACE



The Triangle Circuit 8.970 miles



LAP RECORDS

Class	Rider	Machine	m s	mph	Year
Supersport	Keith Amor	Honda	4 37.591	116.329	2010
Superstock	Michael Rutter	BMW	4 30.027	119.588	2010
Superbike	Alastair Seeley	Suzuki	4 24.960	121.875	2010

MOST WINS at NORTH WEST 200

Robert Dunlop	15	1986 - 06	(125 - 5, 250 - 4, 350 - 1, SBK - 5)
Joey Dunlop	13	1979 - 88	(250 - 1, 500 - 1, P750 - 2, SBK - 9)
Michael Rutter	12	1997 - 08	(SSP - 2, P1000 - 1, SBK - 9)
Phillip McCallen	11	1991 - 97	(250 - 2, 400 - 1, SSP - 4, SBK - 4)
Tony Rutter	9	1973 - 82	(250 - 2, 350 - 5, 500 - 1, SBK - 1)
Bruce Anstey (NZ)	9	2002 - 07	(SSP - 4, P1000/STK - 4, SBK - 1)
Ian Lougher	8	1991 - 05	(125 - 5, 250 - 1, SSP - 1, STK - 1)
Steve Plater	8	2006 - 09	(SSP - 2, SBK - 6)

RELENTLESS International NORTH WEST 200

SUPERSPORT

First Qualifying

Tuesday, 17 May 2011



Qualifying Time **5:37.862** Qualifying Speed **95.577**


Pos	Class	No	Name	Machine / Sponsor	Time	Best Lap	Speed	On	Total Laps	Qualifying Laps
					-----	-----	-----			
1	SSP	86	Cameron DONALD	Honda - Wilson Craig Racing	4:42.532		114.295	4	5	5
2	SSP	34	Alastair SEELEY	Suzuki - Relentless Suzuki by TAS Racing	4:42.638	0.106	114.252	4	5	5
3	SSP	4	Michael DUNLOP	Yamaha - Street Sweep	4:46.687	4.155	112.639	5	5	3
4	SSP	12	Gary JOHNSON	Honda - East Coast Racing	4:48.078	5.546	112.095	3	5	4
5	SSP	5	Bruce ANSTEY	Honda - padgetts-motorcycles.co.uk	4:50.338	7.806	111.222	5	5	4
6	SSP	3	Guy MARTIN	Suzuki - Relentless Suzuki by TAS Racing	4:52.824	10.292	110.278	4	4	3
7	SSP	2	Ian LOUGHER	Kawasaki - Blackhorse Kawasaki Motors UK	4:55.416	12.884	109.310	4	4	2
8	SSP	77	Ryan FARQUHAR	Kawasaki - KMR Kawasaki / BA Components	4:57.946	15.414	108.382	3	4	3
9	SSP	17	Lee JOHNSTON	Honda - East Coast Racing	4:58.457	15.925	108.196	5	5	4
10	SSP	45	Luis CARREIRA	Yamaha - CD Racing	4:59.457	16.925	107.835	5	5	4
11	SSP	10	Conor CUMMINS	Kawasaki - McAdoo Kawasaki Racing	5:00.586	18.054	107.430	4	4	3
12	SSP	38	Gary ROBINSON	Yamaha - Robinson Electrical	5:02.082	19.550	106.898	5	5	4
13	SSP	65	Michael SWEENEY	Yamaha - Greenclean Racing	5:04.350	21.818	106.102	5	5	4
14	SSP	28	Si FULTON	Yamaha	5:04.541	22.009	106.035	5	5	4
15	SSP	16	John BURROWS	Yamaha - Cookstown BE Racing	5:04.673	22.141	105.989	1	4	3
16	SSP	21	Paul SHOESMITH	Yamaha - Ice Valley Racing	5:04.952	22.420	105.892	4	4	3
17	SSP	8	Stefano BONETTI	Honda - Speed Motor	5:06.183	23.651	105.466	5	5	4
18	SSP	15	Kirk JAMISON	Yamaha - Marie Curie Cancer Care	5:06.443	23.911	105.377	5	5	3
19	SSP	11	Les SHAND	Yamaha - Dipple Services	5:08.220	25.688	104.769	4	5	4
20	SSP	50	William DAVISON	Honda - Hill Contracts	5:11.107	28.575	103.797	5	5	3
21	SSP	98	Paul OWEN	Yamaha - Team #98	5:11.779	29.247	103.573	4	5	3
22	SSP	25	Robert WILSON	Kawasaki - Stoddart Racing	5:11.831	29.299	103.556	3	5	4
23	SSP	66	Mark BUCKLEY	Kawasaki - OTSS Racing	5:13.849	31.317	102.890	4	4	2
24	SSP	14	Derek McLAUGHLIN	Honda	5:13.962	31.430	102.853	5	5	4
25	SSP	81	Coyles WRIGHT	Suzuki - Bushmills Inn CW Racing	5:14.515	31.983	102.673	3	4	3
26	SSP	71	Davy MORGAN	Yamaha - CSC Branson Racing	5:15.219	32.687	102.443	3	3	2
27	SSP	37	James HILLIER	Kawasaki - Bournemouth Kawasaki	5:15.706	33.174	102.285	4	5	5
28	SSP	39	Leo ALDERSLEY	Honda - Richard Robinson/NM Tuning	5:15.713	33.181	102.283	3	5	4
29	SSP	69	Dave WOOLAMS	Honda	5:17.254	34.722	101.786	4	4	3
30	SSP	96	Neil GREGORY	Triumph 675	5:17.873	35.341	101.588	5	5	4
31	SSP	35	Trevor FERGUSON	Triumph 675	5:18.225	35.693	101.475	4	5	3
32	SSP	42	Brian PATTERSON	Suzuki	5:22.197	39.665	100.224	5	5	3
33	SSP	27	James McCANN	Yamaha - Inver Tool Hire	5:24.548	42.016	99.498	3	5	4
34	SSP	49	William COWDEN	Suzuki - PRF Racing	5:24.953	42.421	99.374	5	5	3
35	SSP	101	Brian McCORMACK	Honda - TAG Racing	5:26.038	43.506	99.044	2	4	2
36	SSP	24	John HILDRETH	Suzuki	5:26.118	43.586	99.019	4	5	3
37	SSP	43	Dan MILLARD	Kawasaki - DDR Total Rail Solutions	5:26.737	44.205	98.832	4	5	4
38	SSP	20	Mark PARRETT	Yamaha - Vixen Racing	5:27.008	44.476	98.750	2	4	2
39	SSP	23	Ornella ONGARO	Suzuki - Yohann Motor Sport	5:28.967	46.435	98.162	4	5	3
40	SSP	30	Nathan PALLETT	Yamaha	5:29.057	46.525	98.135	5	5	3
41	SSP	44	Brian WYLES	Suzuki - KS Performance	5:30.399	47.867	97.736	4	5	4
42	SSP	40	Herve GANTNER	Honda - Rhino Universal	5:31.534	49.002	97.402	4	4	3
43	SSP	88	Adam CHILD	Suzuki - Ken Urwin M/cycles / MCN	5:32.942	50.410	96.990	5	5	2

Non Qualifiers

SSP	13	Adrian ARCHIBALD	Yamaha - AMA Racing	5:03.481	20.949	106.405	1	1	1
SSP	63	David MULLIGAN	Yamaha	5:15.980	33.448	102.196	2	2	1
SSP	55	Dan KNEEN	Yamaha - Marks Bloom Racing	5:21.800	39.268	100.348	1	2	1
SSP	7	Gavin HUNT	Yamaha - IFS Global Logistics	5:22.553	40.021	100.114	1	1	1
SSP	59	Simona ZACCARDI	Honda	5:34.826	52.294	96.444	4	5	1
SSP	48	Alessandro La MACCHIA	Honda	5:35.210	52.678	96.334	4	5	1
SSP	36	Dave WALSH	Kawasaki - Tony Martin Racing	5:39.456	56.924	95.129	5	5	0
SSP	29	Timothee MONOT	Yamaha - Team of Paris	5:40.367	57.835	94.874	3	4	0

Provisional result to be confirmed by the Stewards of the Meeting subject to completion of technical inspections & the time limit for protests

Page 1 / 2

Circuit	The Triangle	Signed	Organising Club	Coleraine & District Motor Club
Length(miles)	8.9700 Lap 1 (8.8300)		Qualifying Started	19:17
Weather	Cloudy, 15°C, 82%RH	Chief Timekeeper		
Track	Dry	Issued At: 19:51		



MCUI Ulster
Centre Timing
powered by
e-Laps timing software



WHEEL MOTORSPORT
STEERING GROUP LTD.

Belfast
2&4 Telegraph



nitec



SAFETY
HEALTH
ENVIRONMENT
QUALITY

SHEQpoint.com

www.elaps-timing.com

RELENTLESS International NORTH WEST 200

SUPERSPORT

First Qualifying

Tuesday, 17 May 2011




Qualifying Time **5:37.862** Qualifying Speed **95.577**

Pos	Class	No	Name	Machine / Sponsor	----- Time	Best Lap Behind	----- Speed	On	Total Laps	Qualifying Laps
Non Qualifiers										
	SSP	33	Sandy BERWICK	Suzuki - Team Berm Racing	5:44.288	1:01.756	93.794	2	3	<u>0</u>
	SSP	61	Dario CECCONI	Honda	5:51.164	1:08.632	91.957	2	5	<u>0</u>
	SSP	31	Emmett BURKE	Yamaha	5:54.365	1:11.833	91.126	2	2	<u>0</u>
	SSP	18	Ben WYLIE	Yamaha - Per Cup Coffee Company	6:05.389	1:22.857	88.377	1	2	<u>0</u>
	SSP	6	William DUNLOP	Honda - Wilson Craig Racing	7:18.426	2:35.894	73.654	2	2	<u>0</u>

Provisional result to be confirmed by the Stewards of the Meeting subject to completion of technical inspections & the time limit for protests

Page 2 / 2

Circuit	The Triangle	Signed	 Chief Timekeeper	Organising Club	Coleraine & District Motor Club
Length(miles)	8.9700 Lap 1 (8.8300)	Issued At:		19:51	Qualifying Started
Weather	Cloudy, 15°C, 82%RH				
Track	Dry				



MCUI Ulster
Centre Timing
powered by
e-Laps timing software



2&4
WHEEL MOTORSPORT
STEERING GROUP LTD.

Belfast
Telegraph  **nitec**



SAFETY
HEALTH
ENVIRONMENT
QUALITY

SHEQpoint.com

www.elaps-timing.com

RELENTLESS International NORTH WEST 200

SUPERSPORT

First Qualifying

Tuesday, 17 May 2011

DETAILED RESULT



Qualifying Classification

Position

1 86 Cameron DONALD

SSP Behind
Best Time **4:42.532** Best Speed **114.295** On **4** Gp **a**

Lap	Elapsed Time	Lap Time	Lap Speed
1	4:53.977	4:53.977	108.131
2	9:42.674	4:48.697	111.854
3	14:30.158	4:47.484	112.326
4	19:12.690	4:42.532	114.295
5	24:22.150	5:09.460	104.350

2 34 Alastair SEELEY

SSP Behind **0.106**
Best Time **4:42.638** Best Speed **114.252** On **4** Gp **a**

Lap	Elapsed Time	Lap Time	Lap Speed
1	4:52.948	4:52.948	108.511
2	9:43.871	4:50.923	110.998
3	14:29.275	4:45.404	113.145
4	19:11.913	4:42.638	114.252
5	24:10.008	4:58.095	108.328

3 4 Michael DUNLOP

SSP Behind **4.155**
Best Time **4:46.687** Best Speed **112.639** On **5** Gp **a**

Lap	Elapsed Time	Lap Time	Lap Speed
1	8:15.736	8:15.736	64.123
2	13:07.297	4:51.561	110.756
3	18:06.148	4:58.851	108.054
4	25:08.696	7:02.548	76.422
5	29:55.383	4:46.687	112.639

4 12 Gary JOHNSON

SSP Behind **5.546**
Best Time **4:48.078** Best Speed **112.095** On **3** Gp **a**

Lap	Elapsed Time	Lap Time	Lap Speed
1	9:10.171	9:10.171	57.778
2	13:58.823	4:48.652	111.872
3	18:46.901	4:48.078	112.095
4	23:35.392	4:48.491	111.934
5	28:33.581	4:58.189	108.294

Qualifying Classification

Position

5 5 Bruce ANSTEY

SSP Behind **7.806**
Best Time **4:50.338** Best Speed **111.222** On **5** Gp **a**

Lap	Elapsed Time	Lap Time	Lap Speed
1	7:45.176	7:45.176	68.335
2	12:42.769	4:57.593	108.511
3	17:42.915	5:00.146	107.588
4	22:34.200	4:51.285	110.860
5	27:24.538	4:50.338	111.222

6 3 Guy MARTIN

SSP Behind **10.292**
Best Time **4:52.824** Best Speed **110.278** On **4** Gp **a**

Lap	Elapsed Time	Lap Time	Lap Speed
1	5:02.034	5:02.034	105.246
2	10:01.147	4:59.113	107.959
3	23:36.574	13:35.427	39.601
4	28:29.398	4:52.824	110.278

7 2 Ian LOUGHER

SSP Behind **12.884**
Best Time **4:55.416** Best Speed **109.310** On **4** Gp **a**

Lap	Elapsed Time	Lap Time	Lap Speed
1	7:45.656	7:45.656	68.265
2	12:47.019	5:01.363	107.153
3	21:21.564	8:34.545	62.758
4	26:16.980	4:55.416	109.310

8 77 Ryan FARQUHAR

SSP Behind **15.414**
Best Time **4:57.946** Best Speed **108.382** On **3** Gp **a**

Lap	Elapsed Time	Lap Time	Lap Speed
1	6:30.752	6:30.752	81.351
2	11:32.827	5:02.075	106.901
3	16:30.773	4:57.946	108.382
4	21:31.269	5:00.496	107.462

9 17 Lee JOHNSTON

SSP Behind **15.925**
Best Time **4:58.457** Best Speed **108.196** On **5** Gp **a**

Lap	Elapsed Time	Lap Time	Lap Speed
1	8:00.646	8:00.646	66.136
2	13:17.682	5:17.036	101.856
3	18:29.022	5:11.340	103.719
4	23:28.687	4:59.665	107.760
5	28:27.144	4:58.457	108.196



SUPERSPORT

First Qualifying

Tuesday, 17 May 2011

DETAILED RESULT

Qualifying Classification

Position

10 **45 Luis CARREIRA**

SSP Behind **16.925**

Best Time **4:59.457** Best Speed **107.835** On **5** Gp **a**

Lap	Elapsed Time	Lap Time	Lap Speed
1	7:48.122	7:48.122	67.905
2	12:55.098	5:06.976	105.194
3	17:58.973	5:03.875	106.267
4	23:04.784	5:05.811	105.595
5	28:04.241	4:59.457	107.835

11 **10 Conor CUMMINS**

SSP Behind **18.054**

Best Time **5:00.586** Best Speed **107.430** On **4** Gp **a**

Lap	Elapsed Time	Lap Time	Lap Speed
1	5:16.254	5:16.254	100.514
2	17:50.559	12:34.305	42.810
3	22:54.981	5:04.422	106.076
4	27:55.567	5:00.586	107.430

12 **38 Gary ROBINSON**

SSP Behind **19.550**

Best Time **5:02.082** Best Speed **106.898** On **5** Gp **a**

Lap	Elapsed Time	Lap Time	Lap Speed
1	5:40.431	5:40.431	93.376
2	10:51.793	5:11.362	103.712
3	15:59.725	5:07.932	104.867
4	21:02.184	5:02.459	106.765
5	26:04.266	5:02.082	106.898

13 **65 Michael SWEENEY**

SSP Behind **21.818**

Best Time **5:04.350** Best Speed **106.102** On **5** Gp **a**

Lap	Elapsed Time	Lap Time	Lap Speed
1	6:59.505	6:59.505	75.775
2	12:18.065	5:18.560	101.369
3	17:36.576	5:18.511	101.384
4	22:42.493	5:05.917	105.558
5	27:46.843	5:04.350	106.102

Qualifying Classification

Position

14 **28 Si FULTON**

SSP Behind **22.009**

Best Time **5:04.541** Best Speed **106.035** On **5** Gp **a**

Lap	Elapsed Time	Lap Time	Lap Speed
1	7:47.239	7:47.239	68.034
2	12:53.174	5:05.935	105.552
3	17:58.501	5:05.327	105.762
4	23:06.272	5:07.771	104.922
5	28:10.813	5:04.541	106.035

15 **16 John BURROWS**

SSP Behind **22.141**

Best Time **5:04.673** Best Speed **105.989** On **1** Gp **a**

Lap	Elapsed Time	Lap Time	Lap Speed
1	5:04.673	5:04.673	104.335
2	10:10.837	5:06.164	105.473
3	23:15.670	13:04.833	41.145
4	28:21.638	5:05.968	105.540

16 **21 Paul SHOESMITH**

SSP Behind **22.420**

Best Time **5:04.952** Best Speed **105.892** On **4** Gp **a**

Lap	Elapsed Time	Lap Time	Lap Speed
1	12:20.787	12:20.787	42.911
2	17:34.883	5:14.096	102.809
3	22:41.424	5:06.541	105.343
4	27:46.376	5:04.952	105.892

17 **8 Stefano BONETTI**

SSP Behind **23.651**

Best Time **5:06.183** Best Speed **105.466** On **5** Gp **a**

Lap	Elapsed Time	Lap Time	Lap Speed
1	5:22.924	5:22.924	98.438
2	10:32.309	5:09.385	104.375
3	15:46.561	5:14.252	102.758
4	21:52.295	6:05.734	88.294
5	26:58.478	5:06.183	105.466

RELENTLESS International NORTH WEST 200

SUPERSPORT

First Qualifying

Tuesday, 17 May 2011

DETAILED RESULT



Qualifying Classification

Position

18 **15 Kirk JAMISON**
 SSP Behind **23.911**
 Best Time **5:06.443** Best Speed **105.377** On **5** Gp **a**

Lap	Elapsed Time	Lap Time	Lap Speed
1	7:00.206	7:00.206	75.649
2	12:20.261	5:20.055	100.895
3	17:43.214	5:22.953	99.990
4	25:35.190	7:51.976	68.419
5	30:41.633	5:06.443	105.377

19 **11 Les SHAND**

SSP Behind **25.688**
 Best Time **5:08.220** Best Speed **104.769** On **4** Gp **a**

Lap	Elapsed Time	Lap Time	Lap Speed
1	6:30.541	6:30.541	81.395
2	11:41.119	5:10.578	103.974
3	16:57.494	5:16.375	102.069
4	22:05.714	5:08.220	104.769
5	27:14.683	5:08.969	104.515

20 **50 William DAVISON**

SSP Behind **28.575**
 Best Time **5:11.107** Best Speed **103.797** On **5** Gp **a**

Lap	Elapsed Time	Lap Time	Lap Speed
1	5:59.011	5:59.011	88.543
2	11:13.569	5:14.558	102.658
3	16:28.167	5:14.598	102.645
4	23:17.959	6:49.792	78.801
5	28:29.066	5:11.107	103.797

21 **98 Paul OWEN**

SSP Behind **29.247**
 Best Time **5:11.779** Best Speed **103.573** On **4** Gp **a**

Lap	Elapsed Time	Lap Time	Lap Speed
1	6:59.712	6:59.712	75.738
2	12:16.979	5:17.267	101.782
3	17:37.133	5:20.154	100.864
4	22:48.912	5:11.779	103.573
5	29:23.952	6:35.040	81.744

Qualifying Classification

Position

22 **25 Robert WILSON**
 SSP Behind **29.299**
 Best Time **5:11.831** Best Speed **103.556** On **3** Gp **a**

Lap	Elapsed Time	Lap Time	Lap Speed
1	6:11.266	6:11.266	85.621
2	11:30.114	5:18.848	101.277
3	16:41.945	5:11.831	103.556
4	21:58.089	5:16.144	102.143
5	27:13.704	5:15.615	102.315

23 **66 Mark BUCKLEY**

SSP Behind **31.317**
 Best Time **5:13.849** Best Speed **102.890** On **4** Gp **a**

Lap	Elapsed Time	Lap Time	Lap Speed
1	6:24.024	6:24.024	82.776
2	11:49.491	5:25.467	99.217
3	22:24.931	10:35.440	50.818
4	27:38.780	5:13.849	102.890

24 **14 Derek McLAUGHLIN**

SSP Behind **31.430**
 Best Time **5:13.962** Best Speed **102.853** On **5** Gp **a**

Lap	Elapsed Time	Lap Time	Lap Speed
1	5:30.764	5:30.764	96.105
2	10:51.261	5:20.497	100.756
3	16:16.092	5:24.831	99.412
4	23:45.673	7:29.581	71.827
5	28:59.635	5:13.962	102.853

25 **81 Coyles WRIGHT**

SSP Behind **31.983**
 Best Time **5:14.515** Best Speed **102.673** On **3** Gp **a**

Lap	Elapsed Time	Lap Time	Lap Speed
1	5:59.957	5:59.957	88.311
2	11:16.261	5:16.304	102.092
3	16:30.776	5:14.515	102.673
4	21:59.499	5:28.723	98.235

26 **71 Davy MORGAN**

SSP Behind **32.687**
 Best Time **5:15.219** Best Speed **102.443** On **3** Gp **a**

Lap	Elapsed Time	Lap Time	Lap Speed
1	13:04.452	13:04.452	40.523
2	18:29.487	5:25.035	99.349
3	23:44.706	5:15.219	102.443

SUPERSPORT

First Qualifying

Tuesday, 17 May 2011

DETAILED RESULT



Qualifying Classification

Position

27 37 James HILLIER

SSP Behind 33.174

Best Time 5:15.706 Best Speed 102.285 On 4 Gp a

Lap	Elapsed Time	Lap Time	Lap Speed
1	5:28.852	5:28.852	96.664
2	10:53.987	5:25.135	99.319
3	16:15.815	5:21.828	100.339
4	21:31.521	5:15.706	102.285
5	26:53.353	5:21.832	100.338

28 39 Leo ALDERSLEY

SSP Behind 33.181

Best Time 5:15.713 Best Speed 102.283 On 3 Gp a

Lap	Elapsed Time	Lap Time	Lap Speed
1	5:55.363	5:55.363	89.452
2	11:15.676	5:20.313	100.814
3	16:31.389	5:15.713	102.283
4	21:51.126	5:19.737	100.996
5	27:28.637	5:37.511	95.677

29 69 Dave WOOLAMS

SSP Behind 34.722

Best Time 5:17.254 Best Speed 101.786 On 4 Gp a

Lap	Elapsed Time	Lap Time	Lap Speed
1	6:42.664	6:42.664	78.944
2	12:06.946	5:24.282	99.580
3	17:38.555	5:31.609	97.380
4	22:55.809	5:17.254	101.786

30 96 Neil GREGORY

SSP Behind 35.341

Best Time 5:17.873 Best Speed 101.588 On 5 Gp a

Lap	Elapsed Time	Lap Time	Lap Speed
1	9:36.180	9:36.180	55.170
2	14:54.999	5:18.819	101.286
3	20:13.412	5:18.413	101.415
4	25:33.388	5:19.976	100.920
5	30:51.261	5:17.873	101.588

Qualifying Classification

Position

31 35 Trevor FERGUSON

SSP Behind 35.693

Best Time 5:18.225 Best Speed 101.475 On 4 Gp a

Lap	Elapsed Time	Lap Time	Lap Speed
1	6:59.270	6:59.270	75.817
2	12:27.580	5:28.310	98.358
3	20:03.275	7:35.695	70.863
4	25:21.500	5:18.225	101.475
5	30:43.589	5:22.089	100.258

32 42 Brian PATTERSON

SSP Behind 39.665

Best Time 5:22.197 Best Speed 100.224 On 5 Gp a

Lap	Elapsed Time	Lap Time	Lap Speed
1	6:09.695	6:09.695	85.984
2	11:38.319	5:28.624	98.264
3	17:04.292	5:25.973	99.063
4	22:44.248	5:39.956	94.989
5	28:06.445	5:22.197	100.224

33 27 James McCANN

SSP Behind 42.016

Best Time 5:24.548 Best Speed 99.498 On 3 Gp a

Lap	Elapsed Time	Lap Time	Lap Speed
1	5:43.663	5:43.663	92.498
2	11:13.395	5:29.732	97.934
3	16:37.943	5:24.548	99.498
4	22:04.452	5:26.509	98.901
5	27:32.702	5:28.250	98.376

34 49 William COWDEN

SSP Behind 42.421

Best Time 5:24.953 Best Speed 99.374 On 5 Gp a

Lap	Elapsed Time	Lap Time	Lap Speed
1	6:25.588	6:25.588	82.440
2	12:04.305	5:38.717	95.336
3	17:39.923	5:35.618	96.217
4	23:06.027	5:26.104	99.024
5	28:30.980	5:24.953	99.374



MCUI Ulster
Centre Timing
powered by
e-Laps timing software

www.elaps-timing.com



2&4
WHEEL MOTORSPORT
STEERING GROUP LTD.

Belfast

Telegraph nitec



SAFETY
HEALTH
ENVIRONMENT
QUALITY
SHEOpoint.com

SUPERSPORT

First Qualifying

Tuesday, 17 May 2011

DETAILED RESULT



Qualifying Classification

Position

35 101 Brian McCORMACK

SSP Behind 43.506

Best Time 5:26.038 Best Speed 99.044 On 2 Gp a

Lap	Elapsed Time	Lap Time	Lap Speed
1	6:02.681	6:02.681	87.647
2	11:28.719	5:26.038	99.044
3	16:57.701	5:28.982	98.157
4	26:48.574	9:50.873	54.651

36 24 John HILDRETH

SSP Behind 43.586

Best Time 5:26.118 Best Speed 99.019 On 4 Gp a

Lap	Elapsed Time	Lap Time	Lap Speed
1	7:18.726	7:18.726	72.455
2	13:01.462	5:42.736	94.218
3	18:35.004	5:33.542	96.815
4	24:01.122	5:26.118	99.019
5	29:36.156	5:35.034	96.384

37 43 Dan MILLARD

SSP Behind 44.205

Best Time 5:26.737 Best Speed 98.832 On 4 Gp a

Lap	Elapsed Time	Lap Time	Lap Speed
1	6:48.786	6:48.786	77.762
2	12:22.708	5:33.922	96.705
3	17:54.805	5:32.097	97.237
4	23:21.542	5:26.737	98.832
5	28:55.558	5:34.016	96.678

38 20 Mark PARRETT

SSP Behind 44.476

Best Time 5:27.008 Best Speed 98.750 On 2 Gp a

Lap	Elapsed Time	Lap Time	Lap Speed
1	6:37.900	6:37.900	79.889
2	12:04.908	5:27.008	98.750
3	17:39.293	5:34.385	96.571
4	25:53.846	8:14.553	65.295

Qualifying Classification

Position

39 23 Ornella ONGARO

SSP Behind 46.435

Best Time 5:28.967 Best Speed 98.162 On 4 Gp a

Lap	Elapsed Time	Lap Time	Lap Speed
1	6:45.706	6:45.706	78.352
2	12:28.367	5:42.661	94.239
3	18:03.059	5:34.692	96.483
4	23:32.026	5:28.967	98.162
5	29:07.646	5:35.620	96.216

40 30 Nathan PALLETT

SSP Behind 46.525

Best Time 5:29.057 Best Speed 98.135 On 5 Gp a

Lap	Elapsed Time	Lap Time	Lap Speed
1	6:35.831	6:35.831	80.307
2	12:16.543	5:40.712	94.778
3	17:47.138	5:30.595	97.678
4	23:17.913	5:30.775	97.625
5	28:46.970	5:29.057	98.135

41 44 Brian WYLES

SSP Behind 47.867

Best Time 5:30.399 Best Speed 97.736 On 4 Gp a

Lap	Elapsed Time	Lap Time	Lap Speed
1	6:47.684	6:47.684	77.972
2	12:19.945	5:32.261	97.189
3	17:51.641	5:31.696	97.354
4	23:22.040	5:30.399	97.736
5	28:56.524	5:34.484	96.543

42 40 Herve GANTNER

SSP Behind 49.002

Best Time 5:31.534 Best Speed 97.402 On 4 Gp a

Lap	Elapsed Time	Lap Time	Lap Speed
1	6:31.571	6:31.571	81.181
2	12:05.833	5:34.262	96.607
3	17:42.831	5:36.998	95.823
4	23:14.365	5:31.534	97.402

SUPERSPORT

First Qualifying

Tuesday, 17 May 2011

DETAILED RESULT



Qualifying Classification

Position

43 88 Adam CHILD

SSP Behind 50.410

Best Time 5:32.942 Best Speed 96.990 On 5 Gp a

Lap	Elapsed Time	Lap Time	Lap Speed
1	6:13.916	6:13.916	85.014
2	11:53.828	5:39.912	95.001
3	17:37.933	5:44.105	93.843
4	23:12.238	5:34.305	96.594
5	28:45.180	5:32.942	96.990

Non Qualifiers

Position

13 Adrian ARCHIBALD

SSP Behind 20.949

Best Time 5:03.481 Best Speed 106.405 On 1 Gp a

Lap	Elapsed Time	Lap Time	Lap Speed
1	5:03.481	5:03.481	104.745

63 David MULLIGAN

SSP Behind 33.448

Best Time 5:15.980 Best Speed 102.196 On 2 Gp a

Lap	Elapsed Time	Lap Time	Lap Speed
1	6:30.085	6:30.085	81.490
2	11:46.065	5:15.980	102.196

55 Dan KNEEN

SSP Behind 39.268

Best Time 5:21.800 Best Speed 100.348 On 1 Gp a

Lap	Elapsed Time	Lap Time	Lap Speed
1	5:21.800	5:21.800	98.782
2	29:21.346	23:59.546	22.432

7 Gavin HUNT

SSP Behind 40.021

Best Time 5:22.553 Best Speed 100.114 On 1 Gp a

Lap	Elapsed Time	Lap Time	Lap Speed
1	5:22.553	5:22.553	98.551

Non Qualifiers

Position

59 Simona ZACCARDI

SSP Behind 52.294

Best Time 5:34.826 Best Speed 96.444 On 4 Gp a

Lap	Elapsed Time	Lap Time	Lap Speed
1	6:36.981	6:36.981	80.074
2	12:22.369	5:45.388	93.495
3	18:02.531	5:40.162	94.931
4	23:37.357	5:34.826	96.444
5	29:20.767	5:43.410	94.033

48 Alessandro La MACCHIA

SSP Behind 52.678

Best Time 5:35.210 Best Speed 96.334 On 4 Gp a

Lap	Elapsed Time	Lap Time	Lap Speed
1	6:09.347	6:09.347	86.065
2	11:59.198	5:49.851	92.302
3	17:44.918	5:45.720	93.405
4	23:20.128	5:35.210	96.334
5	28:59.170	5:39.042	95.245

36 Dave WALSH

SSP Behind 56.924

Best Time 5:39.456 Best Speed 95.129 On 5 Gp a

Lap	Elapsed Time	Lap Time	Lap Speed
1	6:08.527	6:08.527	86.257
2	12:06.680	5:58.153	90.163
3	17:53.092	5:46.412	93.218
4	23:35.207	5:42.115	94.389
5	29:14.663	5:39.456	95.129

29 Timothee MONOT

SSP Behind 57.835

Best Time 5:40.367 Best Speed 94.874 On 3 Gp a

Lap	Elapsed Time	Lap Time	Lap Speed
1	7:17.892	7:17.892	72.593
2	13:04.130	5:46.238	93.265
3	18:44.497	5:40.367	94.874
4	24:27.891	5:43.394	94.038

33 Sandy BERWICK

SSP Behind 1:01.756

Best Time 5:44.288 Best Speed 93.794 On 2 Gp a

Lap	Elapsed Time	Lap Time	Lap Speed
1	15:31.148	15:31.148	34.139
2	21:15.436	5:44.288	93.794
3	27:02.177	5:46.741	93.130

RELENTLESS International NORTH WEST 200

SUPERSPORT

First Qualifying

Tuesday, 17 May 2011

DETAILED RESULT



Non Qualifiers

Position

61 Dario CECCONI

SSP Behind 1:08.632

Best Time 5:51.164 Best Speed 91.957 On 2 Gp a

Lap	Elapsed Time	Lap Time	Lap Speed
1	6:54.149	6:54.149	76.755
2	12:45.313	5:51.164	91.957
3	18:43.142	5:57.829	90.244
4	24:58.813	6:15.671	85.958
5	31:21.025	6:22.212	84.487

31 Emmett BURKE

SSP Behind 1:11.833

Best Time 5:54.365 Best Speed 91.126 On 2 Gp a

Lap	Elapsed Time	Lap Time	Lap Speed
1	10:08.623	10:08.623	52.229
2	16:02.988	5:54.365	91.126

18 Ben WYLIE

SSP Behind 1:22.857

Best Time 6:05.389 Best Speed 88.377 On 1 Gp a

Lap	Elapsed Time	Lap Time	Lap Speed
1	6:05.389	6:05.389	86.998
2	13:52.999	7:47.610	69.058

6 William DUNLOP

SSP Behind 2:35.894

Best Time 7:18.426 Best Speed 73.654 On 2 Gp a

Lap	Elapsed Time	Lap Time	Lap Speed
1	12:18.273	12:18.273	43.057
2	19:36.699	7:18.426	73.654



MCUI Ulster
Centre Timing
powered by
e-Laps timing software

www.elaps-timing.com



2&4
WHEEL MOTORSPORT
STEERING GROUP LTD.

Belfast
Telegraph nitec



SAFETY
HEALTH
ENVIRONMENT
QUALITY

SHEOpoint.com

Speed TrapSupersport Tuesday

<u>No.</u>	<u>Name</u>	<u>Lap 1</u>	<u>Lap 2</u>	<u>Lap 3</u>	<u>Lap 4</u>
2	Ian LOUGHER			160	161
3	Guy MARTIN	163			
4	Michael DUNLOP	162	167	167	
5	Bruce ANSTEY	163	167	168	170
8	Stefano BONETTI	159	159		
10	Conor CUMMINS	158		151	157
11	Les SHAND	157	161	160	160
12	Gary JOHNSON	163	169	169	173
14	Derek McLAUGHLIN	162	161		161
15	Kirk JAMISON				165
16	John BURROWS				160
17	Lee JOHNSTON		160	167	167
18	Ben WYLIE		166		
20	Mark PARRETT	162			160
21	Paul SHOESMITH		161		157
23	Ornella ONGARO	152			157
24	John HILDRETH			156	165
25	Robert WILSON	161			161
28	Si FULTON			157	156
29	Timothee MONOT	157			156
30	Nathan PALLETT	147			157
31	Emmett BURKE		135		
33	Sandy BERWICK		143		152
34	Alastair SEELEY	165		166	
35	Trevor FERGUSON			154	
36	Dave WALSH	155			143
37	James HILLIER			162	166
38	Gary ROBINSON		152	160	161
40	Herve GANTNER	161			157
42	Brian PATTERSON			155	148
43	Dan MILLARD		145		
44	Brian WYLES	154			165
45	Luis CARREIRA		152		165
48	Alessandro La MACCHI		152		
49	William COWDEN		160		162
50	William DAVISON	159	160		161
55	Dan KNEEN				161
59	Simona ZACCARDI		143		
61	Dario CECCONI			143	136
63	David MULLIGAN		152		
66	Mark BUCKLEY	159		157	
69	Dave WOOLAMS		155	161	51
71	Davy MORGAN				159
77	Ryan FARQUHAR		165	164	
86	Cameron DONALD	163			
88	Adam CHILD		154		156
98	Paul OWEN	164	165	152	149
101	Brian McCORMACK	145	143		150

RELENTLESS International NORTH WEST 200

SUPERSPORT

Second Qualifying

Thursday, 19 May 2011



Qualifying Time

5:30.653


Qualifying Speed

97.661

Pos	Class	No	Name	Machine / Sponsor	Time	Best Lap Time	Speed	On	Total Laps	Qualifying Laps
1	SSP	34	Alastair SEELEY	Suzuki - Relentless Suzuki by TAS Racing	4:38.531		115.937	3	8	7
2	SSP	12	Gary JOHNSON	Honda - East Coast Racing	4:39.738	1.207	115.437	3	7	5
3	SSP	4	Michael DUNLOP	Yamaha - Street Sweep	4:40.436	1.905	115.149	3	10	7
4	SSP	5	Bruce ANSTEY	Honda - padgetts-motorcycles.co.uk	4:41.660	3.129	114.649	3	9	7
5	SSP	6	William DUNLOP	Honda - Wilson Craig Racing	4:42.231	3.700	114.417	10	10	8
6	SSP	3	Guy MARTIN	Suzuki - Relentless Suzuki by TAS Racing	4:43.732	5.201	113.812	3	7	5
7	SSP	77	Ryan FARQUHAR	Kawasaki - KMR Kawasaki / BA Components	4:43.945	5.414	113.726	4	8	7
8	SSP	17	Lee JOHNSTON	Honda - East Coast Racing	4:45.858	7.327	112.965	4	7	5
9	SSP	2	Ian LOUGHER	Kawasaki - Blackhorse Kawasaki Motors UK	4:46.349	7.818	112.771	3	3	3
10	SSP	37	James HILLIER	Kawasaki - Bournemouth Kawasaki	4:47.459	8.928	112.336	2	3	3
11	SSP	55	Dan KNEEN	Yamaha - Marks Bloom Racing	4:48.390	9.859	111.973	4	6	4
12	SSP	10	Conor CUMMINS	Kawasaki - McAdoo Kawasaki Racing	4:49.399	10.868	111.583	7	8	5
13	SSP	45	Luis CARREIRA	Yamaha - CD Racing	4:49.481	10.950	111.551	8	9	8
14	SSP	18	Ben WYLIE	Yamaha - Per Cup Coffee Company	4:50.655	12.124	111.101	9	10	7
15	SSP	15	Kirk JAMISON	Yamaha - Marie Curie Cancer Care	4:50.765	12.234	111.059	7	9	7
16	SSP	11	Les SHAND	Yamaha - Dipple Services	4:52.970	14.439	110.223	4	8	6
17	SSP	38	Gary ROBINSON	Yamaha - Robinson Electrical	4:53.453	14.922	110.041	8	10	9
18	SSP	8	Stefano BONETTI	Honda - Speed Motor	4:53.731	15.200	109.937	5	7	5
19	SSP	21	Paul SHOESMITH	Yamaha - Ice Valley Racing	4:53.815	15.284	109.906	4	9	7
20	SSP	7	Gavin HUNT	Yamaha - IFS Global Logistics	4:54.012	15.481	109.832	5	5	2
21	SSP	13	Adrian ARCHIBALD	Yamaha - AMA Racing	4:54.690	16.159	109.580	5	6	4
22	SSP	16	John BURROWS	Yamaha - Cookstown BE Racing	4:54.752	16.221	109.557	2	7	6
23	SSP	65	Michael SWEENEY	Yamaha - Greenclean Racing	4:55.452	16.921	109.297	6	8	6
24	SSP	66	Mark BUCKLEY	Kawasaki - OTSS Racing	4:55.676	17.145	109.214	3	8	5
25	SSP	50	William DAVISON	Honda - Hill Contracts	4:55.768	17.237	109.180	4	10	8
26	SSP	30	Nathan PALLETT	Yamaha	4:57.200	18.669	108.654	9	9	7
27	SSP	25	Robert WILSON	Kawasaki - Stoddart Racing	4:57.840	19.309	108.421	7	9	7
28	SSP	14	Derek McLAUGHLIN	Honda	4:57.846	19.315	108.418	2	8	6
29	SSP	28	Si FULTON	Yamaha	4:57.919	19.388	108.392	3	7	6
30	SSP	39	Leo ALDERSLEY	Honda - Richard Robinson/NM Tuning	4:58.814	20.283	108.067	7	8	4
31	SSP	71	Davy MORGAN	Yamaha - CSC Branson Racing	4:58.998	20.467	108.001	3	4	3
32	SSP	63	David MULLIGAN	Yamaha	4:59.207	20.676	107.925	10	10	8
33	SSP	98	Paul OWEN	Yamaha - Team #98	4:59.465	20.934	107.832	8	9	7
34	SSP	81	Coyles WRIGHT	Suzuki - Bushmills Inn CW Racing	5:02.359	23.828	106.800	5	6	4
35	SSP	69	Dave WOOLAMS	Honda	5:03.432	24.901	106.423	4	9	7
36	SSP	20	Mark PARRETT	Yamaha - Vixen Racing	5:03.628	25.097	106.354	3	7	5
37	SSP	27	James McCANN	Yamaha - Inver Tool Hire	5:03.833	25.302	106.282	7	9	7
38	SSP	35	Trevor FERGUSON	Triumph 675	5:07.102	28.571	105.151	6	7	5
39	SSP	96	Neil GREGORY	Triumph 675	5:07.858	29.327	104.893	4	7	4
40	SSP	49	William COWDEN	Suzuki - PRF Racing	5:08.611	30.080	104.637	7	10	8
41	SSP	23	Ornella ONGARO	Suzuki - Yohann Motor Sport	5:09.245	30.714	104.422	8	9	7
42	SSP	24	John HILDRETH	Suzuki	5:13.434	34.903	103.026	3	6	4
43	SSP	59	Simona ZACCARDI	Honda	5:15.089	36.558	102.485	6	8	7
44	SSP	43	Dan MILLARD	Kawasaki - DDR Total Rail Solutions	5:15.899	37.368	102.223	6	7	5
45	SSP	88	Adam CHILD	Suzuki - Ken Urwin M/cycles / MCN	5:17.158	38.627	101.817	7	8	5
46	SSP	29	Timothee MONOT	Yamaha - Team of Paris	5:20.009	41.478	100.910	5	8	4
47	SSP	48	Alessandro La MACCHIA	Honda	5:20.111	41.580	100.878	3	8	5
48	SSP	36	Dave WALSH	Kawasaki - Tony Martin Racing	5:20.617	42.086	100.718	6	9	6
49	SSP	44	Brian WYLES	Suzuki - KS Performance	5:21.612	43.081	100.407	5	7	6
50	SSP	33	Sandy BERWICK	Suzuki - Team Berm Racing	5:23.077	44.546	99.951	6	8	6
51	SSP	61	Dario CECCONI	Honda	5:24.028	45.497	99.658	7	7	4

Provisional result to be confirmed by the Stewards of the Meeting subject to completion of technical inspections & the time limit for protests

Page 1 / 2

Circuit	The Triangle	Signed	Organising Club	Coleraine & District Motor Club
Length(miles)	8.9700 Lap 1 (8.8300)		Qualifying Started	12:05
Weather	Cloudy, 15°C, 55%RH	Chief Timekeeper		
Track	Dry	Issued At: 13:05		



MCUI Ulster
Centre Timing
powered by
e-Laps timing software



WHEEL MOTORSPORT
STEERING GROUP LTD.

Belfast
2&4 Telegraph



RELENTLESS International NORTH WEST 200

SUPERSPORT

Second Qualifying


Thursday, 19 May 2011



Qualifying Time **5:30.653** Qualifying Speed **97.661**

Pos	Class	No	Name	Machine / Sponsor	----- Time	Best Lap Behind	----- Speed	On	Total Laps	Qualifying Laps
Non Qualifiers										
	SSP	101	Brian McCORMACK	Honda - TAG Racing	5:10.442	31.911	104.019	3	4	<u>1</u>
	SSP	86	Cameron DONALD	Honda - Wilson Craig Racing	5:12.661	34.130	103.281	1	2	<u>1</u>
	SSP	42	Brian PATTERSON	Suzuki	5:21.752	43.221	100.363	2	3	<u>1</u>

Provisional result to be confirmed by the Stewards of the Meeting subject to completion of technical inspections & the time limit for protests Page 2 / 2

Circuit	The Triangle	Signed	 Chief Timekeeper	Organising Club	Coleraine & District Motor Club
Length(miles)	8.9700 Lap 1 (8.8300)	Issued At:		13:05	Qualifying Started
Weather	Cloudy, 15°C, 55%RH				
Track	Dry				

RELENTLESS International NORTH WEST 200

SUPERSPORT

Second Qualifying

Thursday, 19 May 2011

DETAILED RESULT



Qualifying Classification

Position

1 34 Alastair SEELEY

SSP Behind

Best Time **4:38.531** Best Speed **115.937** On **3** Gp **a**

Lap	Elapsed Time	Lap Time	Lap Speed
1	5:12.552	5:12.552	101.705
2	9:54.472	4:41.920	114.543
3	14:33.003	4:38.531	115.937
4	19:11.636	4:38.633	115.894
5	24:01.137	4:49.501	111.544
6	42:14.456	18:13.319	29.536
7	46:53.359	4:38.903	115.782
8	51:38.369	4:45.010	113.301

2 12 Gary JOHNSON

SSP Behind **1.207**

Best Time **4:39.738** Best Speed **115.437** On **3** Gp **a**

Lap	Elapsed Time	Lap Time	Lap Speed
1	8:53.603	8:53.603	59.572
2	13:33.875	4:40.272	115.217
3	18:13.613	4:39.738	115.437
4	23:07.863	4:54.250	109.743
5	44:31.437	21:23.574	25.158
6	49:11.319	4:39.882	115.377
7	53:55.311	4:43.992	113.707

3 4 Michael DUNLOP

SSP Behind **1.905**

Best Time **4:40.436** Best Speed **115.149** On **3** Gp **a**

Lap	Elapsed Time	Lap Time	Lap Speed
1	9:04.858	9:04.858	58.342
2	13:48.468	4:43.610	113.861
3	18:28.904	4:40.436	115.149
4	23:12.232	4:43.328	113.974
5	33:32.197	10:19.965	52.087
6	38:13.293	4:41.096	114.879
7	42:55.328	4:42.035	114.496
8	47:37.379	4:42.051	114.490
9	52:18.813	4:41.434	114.741
10	59:15.012	6:56.199	77.588

Qualifying Classification

Position

4 5 Bruce ANSTEY

SSP Behind **3.129**

Best Time **4:41.660** Best Speed **114.649** On **3** Gp **a**

Lap	Elapsed Time	Lap Time	Lap Speed
1	4:56.951	4:56.951	107.048
2	9:41.269	4:44.318	113.577
3	14:22.929	4:41.660	114.649
4	19:15.489	4:52.560	110.377
5	31:24.827	12:09.338	44.276
6	36:07.290	4:42.463	114.323
7	40:49.172	4:41.882	114.559
8	45:38.658	4:49.486	111.549
9	54:33.172	8:54.514	60.414

5 6 William DUNLOP

SSP Behind **3.700**

Best Time **4:42.231** Best Speed **114.417** On **10** Gp **a**

Lap	Elapsed Time	Lap Time	Lap Speed
1	6:08.856	6:08.856	86.180
2	10:58.695	4:49.839	111.414
3	15:42.970	4:44.275	113.594
4	20:34.020	4:51.050	110.950
5	28:46.759	8:12.739	65.536
6	33:30.929	4:44.170	113.636
7	38:20.861	4:49.932	111.378
8	43:04.800	4:43.939	113.729
9	47:47.136	4:42.336	114.374
10	52:29.367	4:42.231	114.417

6 3 Guy MARTIN

SSP Behind **5.201**

Best Time **4:43.732** Best Speed **113.812** On **3** Gp **a**

Lap	Elapsed Time	Lap Time	Lap Speed
1	4:44.394	4:44.394	111.775
2	9:30.485	4:46.091	112.873
3	14:14.217	4:43.732	113.812
4	18:58.230	4:44.013	113.699
5	23:52.257	4:54.027	109.827
6	42:08.830	18:16.573	29.448
7	50:20.441	8:11.611	65.686

RELENTLESS International NORTH WEST 200

SUPERSPORT

Second Qualifying

Thursday, 19 May 2011

DETAILED RESULT



Qualifying Classification

Position

7 77 Ryan FARQUHAR

SSP Behind 5.414

Best Time **4:43.945** Best Speed **113.726** On **4** Gp **a**

Lap	Elapsed Time	Lap Time	Lap Speed
1	5:00.167	5:00.167	105.901
2	9:47.213	4:47.046	112.498
3	14:35.345	4:48.132	112.074
4	19:19.290	4:43.945	113.726
5	24:22.553	5:03.263	106.482
6	36:56.084	12:33.531	42.854
7	41:42.014	4:45.930	112.937
8	46:26.044	4:44.030	113.692

8 17 Lee JOHNSTON

SSP Behind 7.327

Best Time **4:45.858** Best Speed **112.965** On **4** Gp **a**

Lap	Elapsed Time	Lap Time	Lap Speed
1	8:54.816	8:54.816	59.437
2	13:43.164	4:48.348	111.990
3	18:30.397	4:47.233	112.424
4	23:16.255	4:45.858	112.965
5	28:12.110	4:55.855	109.148
6	49:54.311	21:42.201	24.798
7	54:41.575	4:47.264	112.412

9 2 Ian LOUGHER

SSP Behind 7.818

Best Time **4:46.349** Best Speed **112.771** On **3** Gp **a**

Lap	Elapsed Time	Lap Time	Lap Speed
1	5:00.380	5:00.380	105.826
2	9:47.596	4:47.216	112.431
3	14:33.945	4:46.349	112.771

10 37 James HILLIER

SSP Behind 8.928

Best Time **4:47.459** Best Speed **112.336** On **2** Gp **a**

Lap	Elapsed Time	Lap Time	Lap Speed
1	5:00.826	5:00.826	105.669
2	9:48.285	4:47.459	112.336
3	14:36.168	4:47.883	112.171

Qualifying Classification

Position

11 55 Dan KNEEN

SSP Behind 9.859

Best Time **4:48.390** Best Speed **111.973** On **4** Gp **a**

Lap	Elapsed Time	Lap Time	Lap Speed
1	5:59.413	5:59.413	88.444
2	10:49.729	4:50.316	111.231
3	15:39.961	4:50.232	111.263
4	20:28.351	4:48.390	111.973
5	25:37.002	5:08.651	104.623
6	44:18.609	18:41.607	28.791

12 10 Conor CUMMINS

SSP Behind 10.868

Best Time **4:49.399** Best Speed **111.583** On **7** Gp **a**

Lap	Elapsed Time	Lap Time	Lap Speed
1	9:48.949	9:48.949	53.974
2	14:47.375	4:58.426	108.208
3	25:18.517	10:31.142	51.164
4	30:11.308	4:52.791	110.290
5	35:16.030	5:04.722	105.972
6	44:14.110	8:58.080	60.013
7	49:03.509	4:49.399	111.583
8	53:56.191	4:52.682	110.331

13 45 Luis CARREIRA

SSP Behind 10.950

Best Time **4:49.481** Best Speed **111.551** On **8** Gp **a**

Lap	Elapsed Time	Lap Time	Lap Speed
1	5:19.284	5:19.284	99.560
2	10:11.762	4:52.478	110.408
3	15:06.527	4:54.765	109.552
4	20:03.771	4:57.244	108.638
5	34:17.000	14:13.229	37.847
6	39:22.910	5:05.910	105.560
7	44:13.821	4:50.911	111.003
8	49:03.302	4:49.481	111.551
9	53:55.901	4:52.599	110.363

RELENTLESS International NORTH WEST 200

SUPERSPORT

Second Qualifying

Thursday, 19 May 2011

DETAILED RESULT



Qualifying Classification

Position

14 18 Ben WYLIE

SSP Behind 12.124

Best Time 4:50.655 Best Speed 111.101 On 9 Gp a

Lap	Elapsed Time	Lap Time	Lap Speed
1	6:45.421	6:45.421	78.407
2	13:13.575	6:28.154	83.194
3	18:11.534	4:57.959	108.377
4	23:06.488	4:54.954	109.481
5	28:06.557	5:00.069	107.615
6	37:25.657	9:19.100	57.757
7	42:18.083	4:52.426	110.428
8	47:09.771	4:51.688	110.707
9	52:00.426	4:50.655	111.101
10	56:51.674	4:51.248	110.875

15 15 Kirk JAMISON

SSP Behind 12.234

Best Time 4:50.765 Best Speed 111.059 On 7 Gp a

Lap	Elapsed Time	Lap Time	Lap Speed
1	6:18.633	6:18.633	83.955
2	11:17.565	4:58.932	108.025
3	16:10.656	4:53.091	110.177
4	21:03.021	4:52.365	110.451
5	26:04.601	5:01.580	107.076
6	41:39.432	15:34.831	34.543
7	46:30.197	4:50.765	111.059
8	51:22.384	4:52.187	110.518
9	56:27.677	5:05.293	105.774

16 11 Les SHAND

SSP Behind 14.439

Best Time 4:52.970 Best Speed 110.223 On 4 Gp a

Lap	Elapsed Time	Lap Time	Lap Speed
1	11:01.961	11:01.961	48.021
2	15:57.902	4:55.941	109.116
3	20:53.358	4:55.456	109.295
4	25:46.328	4:52.970	110.223
5	30:43.287	4:56.959	108.742
6	42:56.950	12:13.663	44.015
7	47:50.575	4:53.625	109.977
8	52:49.110	4:58.535	108.168

Qualifying Classification

Position

17 38 Gary ROBINSON

SSP Behind 14.922

Best Time 4:53.453 Best Speed 110.041 On 8 Gp a

Lap	Elapsed Time	Lap Time	Lap Speed
1	5:18.500	5:18.500	99.805
2	10:14.165	4:55.665	109.218
3	15:12.611	4:58.446	108.200
4	27:23.447	12:10.836	44.185
5	32:18.942	4:55.495	109.281
6	37:14.036	4:55.094	109.430
7	42:11.435	4:57.399	108.581
8	47:04.888	4:53.453	110.041
9	51:58.402	4:53.514	110.019
10	56:57.564	4:59.162	107.942

18 8 Stefano BONETTI

SSP Behind 15.200

Best Time 4:53.731 Best Speed 109.937 On 5 Gp a

Lap	Elapsed Time	Lap Time	Lap Speed
1	6:39.100	6:39.100	79.649
2	11:36.252	4:57.152	108.672
3	16:33.051	4:56.799	108.801
4	21:31.562	4:58.511	108.177
5	26:25.293	4:53.731	109.937
6	31:50.182	5:24.889	99.394
7	42:19.463	10:29.281	51.316

19 21 Paul SHOESMITH

SSP Behind 15.284

Best Time 4:53.815 Best Speed 109.906 On 4 Gp a

Lap	Elapsed Time	Lap Time	Lap Speed
1	8:11.983	8:11.983	64.612
2	13:14.369	5:02.386	106.791
3	18:14.298	4:59.929	107.665
4	23:08.113	4:53.815	109.906
5	28:05.494	4:57.381	108.588
6	33:04.459	4:58.965	108.013
7	45:09.155	12:04.696	44.559
8	50:03.779	4:54.624	109.604
9	54:59.710	4:55.931	109.120

SUPERSPORT

Second Qualifying

Thursday, 19 May 2011

DETAILED RESULT



Qualifying Classification

Position

20 7 Gavin HUNT

SSP Behind 15.481

Best Time **4:54.012** Best Speed **109.832** On 5 Gp a

Lap	Elapsed Time	Lap Time	Lap Speed
1	7:00.530	7:00.530	75.590
2	21:21.497	14:20.967	37.507
3	26:21.953	5:00.456	107.477
4	35:12.313	8:50.360	60.887
5	40:06.325	4:54.012	109.832

21 13 Adrian ARCHIBALD

SSP Behind 16.159

Best Time **4:54.690** Best Speed **109.580** On 5 Gp a

Lap	Elapsed Time	Lap Time	Lap Speed
1	8:44.952	8:44.952	60.554
2	13:52.514	5:07.562	104.993
3	31:20.454	17:27.940	30.815
4	36:16.912	4:56.458	108.926
5	41:11.602	4:54.690	109.580
6	46:25.576	5:13.974	102.849

22 16 John BURROWS

SSP Behind 16.221

Best Time **4:54.752** Best Speed **109.557** On 2 Gp a

Lap	Elapsed Time	Lap Time	Lap Speed
1	5:19.790	5:19.790	99.403
2	10:14.542	4:54.752	109.557
3	15:09.848	4:55.306	109.351
4	20:07.026	4:57.178	108.662
5	25:12.433	5:05.407	105.734
6	45:58.480	20:46.047	25.916
7	50:53.963	4:55.483	109.285

23 65 Michael SWEENEY

SSP Behind 16.921

Best Time **4:55.452** Best Speed **109.297** On 6 Gp a

Lap	Elapsed Time	Lap Time	Lap Speed
1	5:05.438	5:05.438	104.073
2	10:01.112	4:55.674	109.215
3	15:01.101	4:59.989	107.644
4	30:47.971	15:46.870	34.104
5	35:43.994	4:56.023	109.086
6	40:39.446	4:55.452	109.297
7	45:40.620	5:01.174	107.220
8	56:34.683	10:54.063	49.371

Qualifying Classification

Position

24 66 Mark BUCKLEY

SSP Behind 17.145

Best Time **4:55.676** Best Speed **109.214** On 3 Gp a

Lap	Elapsed Time	Lap Time	Lap Speed
1	6:25.800	6:25.800	82.395
2	11:25.033	4:59.233	107.916
3	16:20.709	4:55.676	109.214
4	21:25.392	5:04.683	105.986
5	34:10.342	12:44.950	42.215
6	45:57.684	11:47.342	45.653
7	50:54.391	4:56.707	108.835
8	55:50.693	4:56.302	108.983

25 50 William DAVISON

SSP Behind 17.237

Best Time **4:55.768** Best Speed **109.180** On 4 Gp a

Lap	Elapsed Time	Lap Time	Lap Speed
1	6:07.052	6:07.052	86.604
2	11:08.668	5:01.616	107.063
3	16:04.847	4:56.179	109.029
4	21:00.615	4:55.768	109.180
5	25:56.973	4:56.358	108.963
6	31:03.209	5:06.236	105.448
7	39:04.121	8:00.912	67.147
8	44:02.050	4:57.929	108.388
9	48:58.457	4:56.407	108.945
10	54:00.880	5:02.423	106.778

26 30 Nathan PALLETT

SSP Behind 18.669

Best Time **4:57.200** Best Speed **108.654** On 9 Gp a

Lap	Elapsed Time	Lap Time	Lap Speed
1	6:07.953	6:07.953	86.391
2	11:25.390	5:17.437	101.727
3	16:28.891	5:03.501	106.398
4	21:40.322	5:11.431	103.689
5	31:01.229	9:20.907	57.571
6	36:11.022	5:09.793	104.237
7	41:12.424	5:01.402	107.139
8	46:13.054	5:00.630	107.414
9	51:10.254	4:57.200	108.654

SUPERSPORT

Second Qualifying

Thursday, 19 May 2011

DETAILED RESULT



Qualifying Classification

Position

27 25 Robert WILSON

SSP Behind 19.309

Best Time 4:57.840 Best Speed 108.421 On 7 Gp a

Lap	Elapsed Time	Lap Time	Lap Speed
1	8:35.670	8:35.670	61.644
2	13:36.591	5:00.921	107.311
3	18:34.973	4:58.382	108.224
4	23:34.264	4:59.291	107.895
5	28:35.880	5:01.616	107.063
6	38:59.862	10:23.982	51.751
7	43:57.702	4:57.840	108.421
8	48:56.577	4:58.875	108.045
9	53:55.487	4:58.910	108.033

28 14 Derek McLAUGHLIN

SSP Behind 19.315

Best Time 4:57.846 Best Speed 108.418 On 2 Gp a

Lap	Elapsed Time	Lap Time	Lap Speed
1	5:36.795	5:36.795	94.384
2	10:34.641	4:57.846	108.418
3	15:37.755	5:03.114	106.534
4	32:06.798	16:29.043	32.650
5	37:05.914	4:59.116	107.958
6	42:26.080	5:20.166	100.860
7	47:26.797	5:00.717	107.383
8	52:25.654	4:58.857	108.052

29 28 Si FULTON

SSP Behind 19.388

Best Time 4:57.919 Best Speed 108.392 On 3 Gp a

Lap	Elapsed Time	Lap Time	Lap Speed
1	6:12.073	6:12.073	85.435
2	11:17.181	5:05.108	105.838
3	16:15.100	4:57.919	108.392
4	21:13.459	4:58.359	108.232
5	26:12.712	4:59.253	107.909
6	31:14.163	5:01.451	107.122
7	36:12.370	4:58.207	108.287

Qualifying Classification

Position

30 39 Leo ALDERSLEY

SSP Behind 20.283

Best Time 4:58.814 Best Speed 108.067 On 7 Gp a

Lap	Elapsed Time	Lap Time	Lap Speed
1	5:46.825	5:46.825	91.654
2	11:26.267	5:39.442	95.133
3	19:59.678	8:33.411	62.897
4	25:04.558	5:04.880	105.917
5	30:07.491	5:02.933	106.598
6	44:38.389	14:30.898	37.079
7	49:37.203	4:58.814	108.067
8	54:40.450	5:03.247	106.487

31 71 Davy MORGAN

SSP Behind 20.467

Best Time 4:58.998 Best Speed 108.001 On 3 Gp a

Lap	Elapsed Time	Lap Time	Lap Speed
1	6:44.046	6:44.046	78.674
2	11:46.120	5:02.074	106.901
3	16:45.118	4:58.998	108.001
4	22:02.760	5:17.642	101.662

32 63 David MULLIGAN

SSP Behind 20.676

Best Time 4:59.207 Best Speed 107.925 On 10 Gp a

Lap	Elapsed Time	Lap Time	Lap Speed
1	5:54.138	5:54.138	89.762
2	11:01.125	5:06.987	105.190
3	16:04.650	5:03.525	106.390
4	21:05.742	5:01.092	107.250
5	26:14.474	5:08.732	104.596
6	36:58.195	10:43.721	50.165
7	41:58.332	5:00.137	107.591
8	46:58.451	5:00.119	107.597
9	51:58.063	4:59.612	107.779
10	56:57.270	4:59.207	107.925

RELENTLESS International NORTH WEST 200

SUPERSPORT

Second Qualifying

Thursday, 19 May 2011

DETAILED RESULT



Qualifying Classification

Position

33 98 Paul OWEN

SSP Behind **20.934**

Best Time **4:59.465** Best Speed **107.832** On **8** Gp **a**

Lap	Elapsed Time	Lap Time	Lap Speed
1	6:33.462	6:33.462	80.791
2	11:40.483	5:07.021	105.178
3	16:44.845	5:04.362	106.097
4	21:47.217	5:02.372	106.796
5	26:52.901	5:05.684	105.639
6	35:02.499	8:09.598	65.956
7	40:06.588	5:04.089	106.193
8	45:06.053	4:59.465	107.832
9	50:09.489	5:03.436	106.421

34 81 Coyles WRIGHT

SSP Behind **23.828**

Best Time **5:02.359** Best Speed **106.800** On **5** Gp **a**

Lap	Elapsed Time	Lap Time	Lap Speed
1	6:11.286	6:11.286	85.616
2	11:19.491	5:08.205	104.774
3	16:27.721	5:08.230	104.766
4	37:20.209	20:52.488	25.782
5	42:22.568	5:02.359	106.800
6	47:41.518	5:18.950	101.245

35 69 Dave WOOLAMS

SSP Behind **24.901**

Best Time **5:03.432** Best Speed **106.423** On **4** Gp **a**

Lap	Elapsed Time	Lap Time	Lap Speed
1	6:23.349	6:23.349	82.922
2	11:29.228	5:05.879	105.571
3	16:32.835	5:03.607	106.361
4	21:36.267	5:03.432	106.423
5	26:43.490	5:07.223	105.109
6	41:16.321	14:32.831	36.997
7	46:39.488	5:23.167	99.924
8	51:53.471	5:13.983	102.846
9	57:04.717	5:11.246	103.751

Qualifying Classification

Position

36 20 Mark PARRETT

SSP Behind **25.097**

Best Time **5:03.628** Best Speed **106.354** On **3** Gp **a**

Lap	Elapsed Time	Lap Time	Lap Speed
1	11:20.973	11:20.973	46.680
2	16:25.240	5:04.267	106.130
3	21:28.868	5:03.628	106.354
4	26:36.131	5:07.263	105.096
5	35:47.420	9:11.289	58.575
6	40:52.215	5:04.795	105.947
7	46:01.162	5:08.947	104.523

37 27 James McCANN

SSP Behind **25.302**

Best Time **5:03.833** Best Speed **106.282** On **7** Gp **a**

Lap	Elapsed Time	Lap Time	Lap Speed
1	6:41.737	6:41.737	79.126
2	11:53.342	5:11.605	103.631
3	17:01.510	5:08.168	104.787
4	22:09.323	5:07.813	104.908
5	33:05.433	10:56.110	49.217
6	38:11.581	5:06.148	105.478
7	43:15.414	5:03.833	106.282
8	48:19.577	5:04.163	106.167
9	53:26.864	5:07.287	105.087

38 35 Trevor FERGUSON

SSP Behind **28.571**

Best Time **5:07.102** Best Speed **105.151** On **6** Gp **a**

Lap	Elapsed Time	Lap Time	Lap Speed
1	15:07.373	15:07.373	35.033
2	20:16.519	5:09.146	104.455
3	35:21.240	15:04.721	35.693
4	40:33.173	5:11.933	103.522
5	45:44.265	5:11.092	103.802
6	50:51.367	5:07.102	105.151
7	56:10.175	5:18.808	101.290

39 96 Neil GREGORY

SSP Behind **29.327**

Best Time **5:07.858** Best Speed **104.893** On **4** Gp **a**

Lap	Elapsed Time	Lap Time	Lap Speed
1	9:56.292	9:56.292	53.309
2	15:07.709	5:11.417	103.694
3	20:17.640	5:09.931	104.191
4	25:25.498	5:07.858	104.893
5	30:42.238	5:16.740	101.951
6	36:28.191	5:45.953	93.342
7	52:35.702	16:07.511	33.376

RELENTLESS International NORTH WEST 200

SUPERSPORT

Second Qualifying

Thursday, 19 May 2011

DETAILED RESULT



Qualifying Classification

Position

40 49 William COWDEN

SSP Behind 30.080

Best Time 5:08.611 Best Speed 104.637 On 7 Gp a

Lap	Elapsed Time	Lap Time	Lap Speed
1	6:43.077	6:43.077	78.863
2	11:56.796	5:13.719	102.933
3	17:11.753	5:14.957	102.528
4	22:24.663	5:12.910	103.199
5	27:43.110	5:18.447	101.405
6	35:57.008	8:13.898	65.382
7	41:05.619	5:08.611	104.637
8	46:17.289	5:11.670	103.610
9	51:26.434	5:09.145	104.456
10	56:36.304	5:09.870	104.211

41 23 Ornella ONGARO

SSP Behind 30.714

Best Time 5:09.245 Best Speed 104.422 On 8 Gp a

Lap	Elapsed Time	Lap Time	Lap Speed
1	6:05.663	6:05.663	86.933
2	11:32.349	5:26.686	98.847
3	16:55.611	5:23.262	99.894
4	22:15.571	5:19.960	100.925
5	27:45.809	5:30.238	97.784
6	42:08.510	14:22.701	37.431
7	47:18.460	5:09.950	104.185
8	52:27.705	5:09.245	104.422
9	57:50.615	5:22.910	100.003

42 24 John HILDRETH

SSP Behind 34.903

Best Time 5:13.434 Best Speed 103.026 On 3 Gp a

Lap	Elapsed Time	Lap Time	Lap Speed
1	6:57.209	6:57.209	76.192
2	12:15.126	5:17.917	101.574
3	17:28.560	5:13.434	103.026
4	22:42.006	5:13.446	103.023
5	28:21.187	5:39.181	95.206
6	33:40.532	5:19.345	101.119

Qualifying Classification

Position

43 59 Simona ZACCARDI

SSP Behind 36.558

Best Time 5:15.089 Best Speed 102.485 On 6 Gp a

Lap	Elapsed Time	Lap Time	Lap Speed
1	6:19.004	6:19.004	83.872
2	11:40.338	5:21.334	100.494
3	16:59.084	5:18.746	101.310
4	22:15.959	5:16.875	101.908
5	27:32.066	5:16.107	102.155
6	32:47.155	5:15.089	102.485
7	38:04.719	5:17.564	101.687
8	43:24.025	5:19.306	101.132

44 43 Dan MILLARD

SSP Behind 37.368

Best Time 5:15.899 Best Speed 102.223 On 6 Gp a

Lap	Elapsed Time	Lap Time	Lap Speed
1	7:37.457	7:37.457	69.488
2	12:58.021	5:20.564	100.735
3	18:17.952	5:19.931	100.934
4	23:37.545	5:19.593	101.041
5	32:18.694	8:41.149	61.963
6	37:34.593	5:15.899	102.223
7	42:52.044	5:17.451	101.723

45 88 Adam CHILD

SSP Behind 38.627

Best Time 5:17.158 Best Speed 101.817 On 7 Gp a

Lap	Elapsed Time	Lap Time	Lap Speed
1	6:07.745	6:07.745	86.440
2	11:35.598	5:27.853	98.495
3	18:01.218	6:25.620	83.740
4	23:19.101	5:17.883	101.585
5	28:38.091	5:18.990	101.232
6	33:56.005	5:17.914	101.575
7	39:13.163	5:17.158	101.817
8	44:44.562	5:31.399	97.441



Qualifying Classification

Position

46 **29 Timothee MONOT**
 SSP Behind **41.478**
 Best Time **5:20.009** Best Speed **100.910** On **5** Gp **a**

Lap	Elapsed Time	Lap Time	Lap Speed
1	6:06.441	6:06.441	86.748
2	11:29.063	5:22.622	100.092
3	17:42.841	6:13.778	86.394
4	28:33.144	10:50.303	49.657
5	33:53.153	5:20.009	100.910
6	39:20.065	5:26.912	98.779
7	51:57.893	12:37.828	42.611
8	57:19.558	5:21.665	100.390

47 **48 Alessandro La MACCHIA**

SSP Behind **41.580**
 Best Time **5:20.111** Best Speed **100.878** On **3** Gp **a**

Lap	Elapsed Time	Lap Time	Lap Speed
1	6:23.148	6:23.148	82.965
2	11:43.622	5:20.474	100.763
3	17:03.733	5:20.111	100.878
4	22:29.764	5:26.031	99.046
5	27:51.799	5:22.035	100.275
6	33:48.260	5:56.461	90.591
7	48:05.620	14:17.360	37.664
8	53:30.955	5:25.335	99.258

48 **36 Dave WALSH**

SSP Behind **42.086**
 Best Time **5:20.617** Best Speed **100.718** On **6** Gp **a**

Lap	Elapsed Time	Lap Time	Lap Speed
1	6:06.941	6:06.941	86.630
2	11:33.555	5:26.614	98.869
3	16:56.850	5:23.295	99.884
4	22:22.778	5:25.928	99.077
5	35:12.065	12:49.287	41.977
6	40:32.682	5:20.617	100.718
7	45:57.136	5:24.454	99.527
8	51:18.154	5:21.018	100.592
9	57:07.474	5:49.320	92.442

Qualifying Classification

Position

49 **44 Brian WYLES**
 SSP Behind **43.081**
 Best Time **5:21.612** Best Speed **100.407** On **5** Gp **a**

Lap	Elapsed Time	Lap Time	Lap Speed
1	6:56.876	6:56.876	76.253
2	12:19.960	5:23.084	99.949
3	17:42.541	5:22.581	100.105
4	23:06.132	5:23.591	99.793
5	28:27.744	5:21.612	100.407
6	33:50.971	5:23.227	99.905
7	39:21.524	5:30.553	97.691

50 **33 Sandy BERWICK**

SSP Behind **44.546**
 Best Time **5:23.077** Best Speed **99.951** On **6** Gp **a**

Lap	Elapsed Time	Lap Time	Lap Speed
1	9:38.374	9:38.374	54.961
2	15:02.320	5:23.946	99.683
3	20:27.409	5:25.089	99.333
4	25:55.407	5:27.998	98.452
5	35:00.890	9:05.483	59.199
6	40:23.967	5:23.077	99.951
7	45:47.853	5:23.886	99.702
8	51:12.050	5:24.197	99.606

51 **61 Dario CECCONI**

SSP Behind **45.497**
 Best Time **5:24.028** Best Speed **99.658** On **7** Gp **a**

Lap	Elapsed Time	Lap Time	Lap Speed
1	6:21.180	6:21.180	83.394
2	11:47.106	5:25.926	99.078
3	17:13.696	5:26.590	98.876
4	22:45.436	5:31.740	97.341
5	28:14.147	5:28.711	98.238
6	39:59.332	11:45.185	45.792
7	45:23.360	5:24.028	99.658

Non Qualifiers

Position

101 Brian McCORMACK

SSP Behind **31.911**
 Best Time **5:10.442** Best Speed **104.019** On **3** Gp **a**

Lap	Elapsed Time	Lap Time	Lap Speed
1	5:49.677	5:49.677	90.907
2	13:31.240	7:41.563	69.962
3	18:41.682	5:10.442	104.019
4	24:31.746	5:50.064	92.246



Non Qualifiers

Position

86 Cameron DONALD

SSP Behind **34.130**

Best Time **5:12.661** Best Speed **103.281** On **1** Gp **a**

Lap	Elapsed Time	Lap Time	Lap Speed
1	5:12.661	5:12.661	101.669
2	11:32.954	6:20.293	84.913

42 Brian PATTERSON

SSP Behind **43.221**

Best Time **5:21.752** Best Speed **100.363** On **2** Gp **a**

Lap	Elapsed Time	Lap Time	Lap Speed
1	6:49.254	6:49.254	77.673
2	12:11.006	5:21.752	100.363
3	59:02.625	46:51.619	11.485



MCUI Ulster
Centre Timing
powered by
e-Laps timing software

www.elaps-timing.com



2&4
WHEEL MOTORSPORT
STEERING GROUP LTD.

Belfast
Telegraph **nitec**



SAFETY
HEALTH
ENVIRONMENT
QUALITY

SHEOpoint.com

Speed TrapSupersport Thursday

No.	Name	Lap 1	Lap 2	Lap 3	Lap 4	Lap 5	Lap 6	Lap 7	Lap 8
2	Ian LOUGHER		163						
3	Guy MARTIN		167	164					
4	Michael DUNLOP	167	169	169	169	164	165	163	164
5	Bruce ANSTEY		169	169		168			
6	William DUNLOP	172	172		170	168	167	168	
7	Gavin HUNT			165	163	159			
8	Stefano BONETTI	161		163	162				
10	Conor CUMMINS	162	170	163	162			163	
11	Les SHAND		160	158		157	159	161	
12	Gary JOHNSON	171		170		170	170	168	
13	Adrian ARCHIBALD	158			152	155			
14	Derek McLAUGHLIN		163		161	161	160		159
15	Kirk JAMISON		167	157		155			161
16	John BURROWS			161			157		
17	Lee JOHNSTON	169		170	168		166	168	
18	Ben WYLIE	164				160			
20	Mark PARRETT	162		164		163			
21	Paul SHOESMITH	164		168	167	164		161	163
23	Ornella ONGARO					161	163		160
24	John HILDRETH	157		161	154				
25	Robert WILSON	166		164		163	162	161	
27	James McCANN	163			161	160	157		
28	Si FULTON			163	159	156			
29	Timothee MONOT			161	158		159		158
30	Nathan PALLETT			164	161	161	162		
33	Sandy BERWICK	157		145		151			
34	Alastair SEELEY	167	170	161		164	161		
35	Trevor FERGUSON		155			155	151		155
36	Dave WALSH					156			
38	Gary ROBINSON				160	161	160		159
39	Leo ALDERSLEY	145		155	155	149			
42	Brian PATTERSON	153		158					
43	Dan MILLARD			162	157	149			
44	Brian WYLES				154				
45	Luis CARREIRA						163		
48	Alessandro La MACCHI			156	161			157	
49	William COWDEN	165		163	163	161	162		159
50	William DAVISON	165	164	163	160	159	159		
55	Dan KNEEN	162	168	153		154			
59	Simona ZACCARDI				155	161			
61	Dario CECCONI			152		151			
63	David MULLIGAN			159		145	158		
65	Michael SWEENEY	164	165		165	151			160
66	Mark BUCKLEY	161		164					161
69	Dave WOOLAMS			162	161	162			160
71	Davy MORGAN			160					
77	Ryan FARQUHAR	167		164		165			
81	Coyles WRIGHT		161	161		153			
86	Cameron DONALD			170					
88	Adam CHILD	158		154	158	156			
98	Paul OWEN	165			164	163			
101	Brian McCORMACK	153		152					

RELENTLESS International NORTH WEST 200


SUPERSPORT
Combined Qualifying
Thursday, 19 May 2011



Pos	Class	No	Name	-----Best Time / Qual Laps-----			Overall Best Time / Speed /	
				Session A	Session B		Total Qual Laps	
Qualifying Classification								
1	SSP	34	Alastair SEELEY	4:42.638	5	4:38.531	7	4:38.531 115.937 12
2	SSP	12	Gary JOHNSON	4:48.078	4	4:39.738	5	4:39.738 115.437 9
3	SSP	4	Michael DUNLOP	4:46.687	3	4:40.436	7	4:40.436 115.149 10
4	SSP	5	Bruce ANSTEY	4:50.338	4	4:41.660	7	4:41.660 114.649 11
5	SSP	6	William DUNLOP	7:18.426	0	4:42.231	8	4:42.231 114.417 8
6	SSP	86	Cameron DONALD	4:42.532	5	5:12.661	1	4:42.532 114.295 6
7	SSP	3	Guy MARTIN	4:52.824	3	4:43.732	5	4:43.732 113.812 8
8	SSP	77	Ryan FARQUHAR	4:57.946	3	4:43.945	7	4:43.945 113.726 10
9	SSP	17	Lee JOHNSTON	4:58.457	4	4:45.858	5	4:45.858 112.965 9
10	SSP	2	Ian LOUGHER	4:55.416	2	4:46.349	3	4:46.349 112.771 5
11	SSP	37	James HILLIER	5:15.706	5	4:47.459	3	4:47.459 112.336 8
12	SSP	55	Dan KNEEN	5:21.800	1	4:48.390	4	4:48.390 111.973 5
13	SSP	10	Conor CUMMINS	5:00.586	3	4:49.399	5	4:49.399 111.583 8
14	SSP	45	Luis CARREIRA	4:59.457	4	4:49.481	8	4:49.481 111.551 12
15	SSP	18	Ben WYLIE	6:05.389	0	4:50.655	7	4:50.655 111.101 7
16	SSP	15	Kirk JAMISON	5:06.443	3	4:50.765	7	4:50.765 111.059 10
17	SSP	11	Les SHAND	5:08.220	4	4:52.970	6	4:52.970 110.223 10
18	SSP	38	Gary ROBINSON	5:02.082	4	4:53.453	9	4:53.453 110.041 13
19	SSP	8	Stefano BONETTI	5:06.183	4	4:53.731	5	4:53.731 109.937 9
20	SSP	21	Paul SHOESMITH	5:04.952	3	4:53.815	7	4:53.815 109.906 10
21	SSP	7	Gavin HUNT	5:22.553	1	4:54.012	2	4:54.012 109.832 3
22	SSP	13	Adrian ARCHIBALD	5:03.481	1	4:54.690	4	4:54.690 109.580 5
23	SSP	16	John BURROWS	5:04.673	3	4:54.752	6	4:54.752 109.557 9
24	SSP	65	Michael SWEENEY	5:04.350	4	4:55.452	6	4:55.452 109.297 10
25	SSP	66	Mark BUCKLEY	5:13.849	2	4:55.676	5	4:55.676 109.214 7
26	SSP	50	William DAVISON	5:11.107	3	4:55.768	8	4:55.768 109.180 11
27	SSP	30	Nathan PALLETT	5:29.057	3	4:57.200	7	4:57.200 108.654 10
28	SSP	25	Robert WILSON	5:11.831	4	4:57.840	7	4:57.840 108.421 11
29	SSP	14	Derek McLAUGHLIN	5:13.962	4	4:57.846	6	4:57.846 108.418 10
30	SSP	28	Si FULTON	5:04.541	4	4:57.919	6	4:57.919 108.392 10
31	SSP	39	Leo ALDERSLEY	5:15.713	4	4:58.814	4	4:58.814 108.067 8
32	SSP	71	Davy MORGAN	5:15.219	2	4:58.998	3	4:58.998 108.001 5
33	SSP	63	David MULLIGAN	5:15.980	1	4:59.207	8	4:59.207 107.925 9
34	SSP	98	Paul OWEN	5:11.779	3	4:59.465	7	4:59.465 107.832 10
35	SSP	81	Coyles WRIGHT	5:14.515	3	5:02.359	4	5:02.359 106.800 7
36	SSP	69	Dave WOOLAMS	5:17.254	3	5:03.432	7	5:03.432 106.423 10
37	SSP	20	Mark PARRETT	5:27.008	2	5:03.628	5	5:03.628 106.354 7
38	SSP	27	James McCANN	5:24.548	4	5:03.833	7	5:03.833 106.282 11
39	SSP	35	Trevor FERGUSON	5:18.225	3	5:07.102	5	5:07.102 105.151 8
40	SSP	96	Neil GREGORY	5:17.873	4	5:07.858	4	5:07.858 104.893 8
41	SSP	49	William COWDEN	5:24.953	3	5:08.611	8	5:08.611 104.637 11
42	SSP	23	Ornella ONGARO	5:28.967	3	5:09.245	7	5:09.245 104.422 10
43	SSP	101	Brian McCORMACK	5:26.038	2	5:10.442	1	5:10.442 104.019 3
44	SSP	24	John HILDRETH	5:26.118	3	5:13.434	4	5:13.434 103.026 7
45	SSP	59	Simona ZACCARDI	5:34.826	1	5:15.089	7	5:15.089 102.485 8
46	SSP	43	Dan MILLARD	5:26.737	4	5:15.899	5	5:15.899 102.223 9
47	SSP	88	Adam CHILD	5:32.942	2	5:17.158	5	5:17.158 101.817 7
48	SSP	29	Timothee MONOT	5:40.367	0	5:20.009	4	5:20.009 100.910 4
49	SSP	48	Alessandro La MACCHIA	5:35.210	1	5:20.111	5	5:20.111 100.878 6
50	SSP	36	Dave WALSH	5:39.456	0	5:20.617	6	5:20.617 100.718 6
51	SSP	44	Brian WYLES	5:30.399	4	5:21.612	6	5:21.612 100.407 10

Provisional result to be confirmed by the Stewards of the Meeting subject to completion of technical inspections & the time limit for protests

Page 1 / 2

Circuit	The Triangle	Signed	Organising Club	Coleraine & District Motor Club
Length(miles)	8.9700 Lap 1 (8.8300)			
Weather	Cloudy	Chief Timekeeper		
Track	Dry	Issued At:		



MCUI Ulster
 Centre Timing
 powered by
 e-Laps timing software



2&4
 WHEEL MOTORSPORT
 STEERING GROUP LTD.

Belfast Telegraph  **nitec**



www.elaps-timing.com

RELENTLESS International NORTH WEST 200

SUPERSPORT
Combined Qualifying
Thursday, 19 May 2011



Qualifying Classification


52	SSP	42	Brian PATTERSON	5:22.197	3	5:21.752	1	5:21.752	100.363	4
53	SSP	33	Sandy BERWICK	5:44.288	0	5:23.077	6	5:23.077	99.951	6
54	SSP	61	Dario CECCONI	5:51.164	0	5:24.028	4	5:24.028	99.658	4
55	SSP	40	Herve GANTNER	5:31.534	3	-----		5:31.534	97.402	3

Non Qualifiers

	SSP	31	Emmett BURKE	5:54.365	0	-----				0
--	-----	----	--------------	----------	---	-------	--	--	--	---

Provisional result to be confirmed by the Stewards of the Meeting subject to completion of technical inspections & the time limit for protests

Page 2 / 2

Circuit	The Triangle	Signed	 Chief Timekeeper	Organising Club	Coleraine & District Motor Club
Length(miles)	8.9700 Lap 1 (8.8300)	Issued At:			
Weather	Cloudy				
Track	Dry				

