



**ULSTER GRAND PRIX BIKE WEEK**  
**Wednesday 8<sup>th</sup> – Saturday 11<sup>th</sup> August 2012**

**promoted by**  
**Dundrod & District Motorcycle Club**  
[www.ulstergrandprix.net](http://www.ulstergrandprix.net)

**LISBURN CITY COUNCIL**  
**SUPERSTOCK**



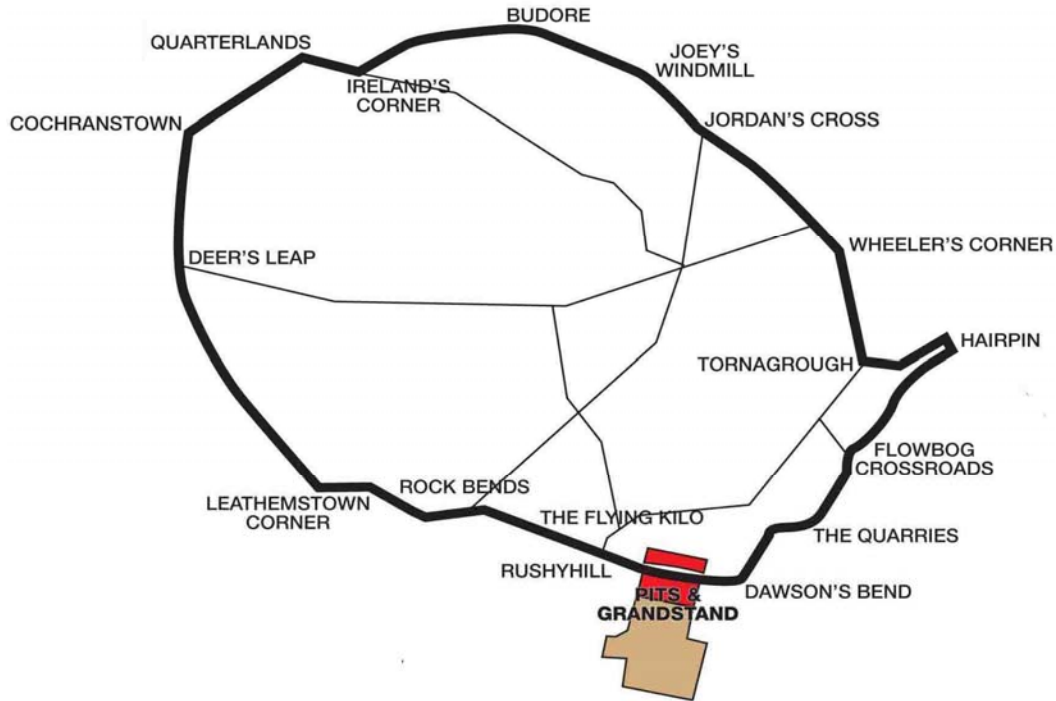
LISBURN  
CITY COUNCIL



Supporters Club



# Dundrod Circuit 7.401 miles



## LAP RECORDS

Class	Name	Machine	m s	mph	Year
125cc	William Dunlop	Honda	3 55.017	113.370	2009
250cc	Darran Lindsay	Honda	3 38.634	121.866	2006
400cc	Jason Griffiths	Yamaha 400	3 58.43	111.748	2003
Moto 450	Paul Owen	Yamaha	4 36.889	96.226	2011
Supertwins	Ryan Farquhar	Kawasaki 650	3 48.345	116.683	2010
Supersport	Michael Dunlop	Yamaha	3 27.187	128.599	2010
Superstock	Ian Hutchinson	Honda	3 21.599	132.163	2010
Superbike	Bruce Anstey (NZ)	Suzuki	3 18.870	133.977	2010
Challenge 1000cc	Rob Barber	BMW	3 26.303	129.150	2012
National 750cc	Lee Johnston	Honda 600	3 36.269	123.198	2012

## MOST WINS at the ULSTER GP

Joey Dunlop	24	1979 - 99
Ian Lougher	17	1998 - 11
Phillip McCallen	14	1991 - 96
Brian Reid	9	1983 - 92
Robert Dunlop	9	1990 - 03
Ryan Farquhar	8	2002 - 11

## MOST WINS at the DUNDROD 150

Joey Dunlop	24	1976 - 94
Bob Jackson	11	1981 - 98
Ray McCullough	10	1965 - 82
Brian Reid	8	1984 - 93
Robert Dunlop	8	1984 - 07
Denis McCullough	7	1989 - 00

## ALL TIME IRISH ROAD RACE WINNERS (after the Dundrod 150 2012)

### Most Wins at All Irish Road Race Meetings

1. Ryan Farquhar	198	1995-12
2. Joey Dunlop	156	1971-00
3. Robert Dunlop	135	1980-08
4. Ray McCullough	109	1960-82
Phillip McCallen	109	1987-99
6. Brian Reid	78	1980-94
7. William Dunlop	77	2005-12
8. Darran Lindsay	75	1999-06
9. James Courtney	66	1992-99
10. Adrian Archibald	64	1994-06

# ULSTER GRAND PRIX BIKE WEEK

## SUPERSTOCK

### UGP Second Qualifying

Thursday, 09 August 2012




Qualifying Time **4:02.632** Qualifying Speed **109.812**

Pos	Class	No	Name	Machine / Sponsor	Time	Best Lap		On	Total Laps	Qualifying Laps
						Behind	Speed			
1	STK	9	Michael DUNLOP	Kawasaki - Ard Na Mara/McAdoo Racing	3:21.812		132.024	8	8	5
2	STK	5	Bruce ANSTEY	Honda - Padgett's MMCG Racing	3:25.077	3.265	129.922	9	10	8
3	STK	7	Guy MARTIN	Suzuki - Tyco Suzuki by TAS Racing	3:26.823	5.011	128.825	8	9	7
4	STK	26	Stephen THOMPSON	BMW - Taylor Lindsey	3:27.792	5.980	128.224	7	8	6
5	STK	1	Ian LOUGHER	Kawasaki - ILR Kawasaki	3:27.895	6.083	128.161	8	11	9
6	STK	11	Rob BARBER	BMW	3:28.026	6.214	128.080	3	4	3
7	STK	10	Conor CUMMINS	Suzuki - Tyco Suzuki by TAS Racing	3:28.431	6.619	127.831	6	8	5
8	STK	15	Dean HARRISON	Kawasaki - Team RC express Racing	3:28.651	6.839	127.696	4	11	9
9	STK	57	Lee JOHNSTON	Ducati - Millspport Racing Ducati	3:28.781	6.969	127.617	4	6	4
10	STK	6	William DUNLOP	Honda - Wilson Craig Racing	3:29.170	7.358	127.379	6	7	4
11	STK	2	Dan KNEEN	Suzuki - Marks Bloom Racing	3:29.720	7.908	127.045	8	9	7
12	STK	13	Adrian ARCHIBALD	Kawasaki - AMA Racing	3:29.777	7.965	127.011	8	8	6
13	STK	30	Paul SHOESMITH	BMW - Ice Valley Motorsave BMW	3:31.501	9.689	125.976	4	9	8
14	STK	75	William DAVISON	Honda - Hill Contracts	3:32.381	10.569	125.454	3	4	3
15	STK	28	Jamie HAMILTON	Kawasaki - KMR Kawasaki	3:32.744	10.932	125.240	4	5	4
16	STK	18	Lee VERNON		3:32.851	11.039	125.177	7	8	6
17	STK	65	Michael SWEENEY	BMW - MJR Racing	3:33.083	11.271	125.040	6	10	8
18	STK	96	Ben WYLIE	BMW - Wylie Racing / Per Cup Coffee	3:33.131	11.319	125.012	4	8	5
19	STK	60	Robert WILSON	Kawasaki - Taylor Lindsey	3:33.572	11.760	124.754	6	10	9
20	STK	56	Daniel COOPER	Honda - Centurion Racing	3:33.675	11.863	124.694	4	9	8
21	STK	51	Dave HEWSON	Kawasaki - David Hewson Ltd	3:33.713	11.901	124.672	6	11	9
22	STK	999	Denver ROBB	Suzuki - D.R. Racing	3:33.755	11.943	124.647	3	4	3
23	STK	66	Brian McCORMACK	Honda - CD Racing	3:34.316	12.504	124.321	6	8	6
24	STK	98	Paul OWEN	Honda - WeTrackBikes.co.uk	3:34.471	12.659	124.231	9	10	7
25	STK	71	Davy MORGAN	BMW - 01RaceFX	3:34.888	13.076	123.990	4	5	4
26	STK	87	Alan BONNER	Honda	3:35.239	13.427	123.788	6	8	6
27	STK	32	Neil GREGORY	Honda - Trickbits/FBM/SNC Scaffolding	3:35.740	13.928	123.500	6	7	6
28	STK	53	Mark PARRETT	BMW - C & C Ltd. Mark Parrett Racing	3:35.920	14.108	123.397	4	8	6
29	STK	44	Fabrice MIGUET	Kawasaki	3:36.027	14.215	123.336	9	10	9
30	STK	16	John BURROWS	Kawasaki - Cookstown BE Racing	3:36.124	14.312	123.281	5	8	6
31	STK	21	Alan CONNOR	Suzuki - Connor Racing	3:36.926	15.114	122.825	7	8	6
32	STK	58	Paul CRANSTON	Honda - P & J Fuel Haulage	3:38.605	16.793	121.882	8	9	8
33	STK	17	Dennis BOOTH	Suzuki	3:41.030	19.218	120.545	2	5	4
34	STK	27	Daniel JANSEN	BMW - New Zealand M/cycle Adventures	3:42.794	20.982	119.590	5	8	7
35	STK	22	Paul DUCKETT	Honda	3:51.238	29.426	115.223	8	8	7
36	STK	12	Robert McCRUM	Yamaha	3:52.953	31.141	114.375	4	5	4
37	STK	46	Andrew TAYLOR	BMW	3:57.503	35.691	112.184	4	7	4

Provisional result to be confirmed by the Stewards of the Meeting subject to completion of technical inspections & the time limit for protests

Page 1 / 1

Circuit	<b>Dundrod</b>	Signed		Organising Club	<b>Dundrod &amp; District MCC</b>
Length(miles)	<b>7.4011</b> Lap 1 (7.2763)		Chief Timekeeper	Qualifying Started	<b>14:20</b>
Weather	<b>Sunny, 20°C, 62%RH</b>	Issued At:	15:06		
Track	<b>Dry</b>				

# ULSTER GRAND PRIX BIKE WEEK

## SUPERSTOCK

### UGP Second Qualifying

Thursday, 09 August 2012

## DETAILED RESULT



### Qualifying Classification

Position

#### **1** 9 Michael DUNLOP

STK Behind 3.265  
Best Time **3:21.812** Best Speed **132.024** On 8 Gp a

Lap	Elapsed Time	Lap Time	Lap Speed
1	6:54.983	6:54.983	63.122
2	10:24.941	3:29.958	126.901
3	15:24.079	4:59.138	89.069
4	18:48.534	3:24.455	130.317
5	22:13.048	3:24.514	130.279
6	30:04.348	7:51.300	56.533
7	33:27.465	3:23.117	131.175
8	36:49.277	3:21.812	132.024

#### **2** 5 Bruce ANSTEY

STK Behind 3.265  
Best Time **3:25.077** Best Speed **129.922** On 9 Gp a

Lap	Elapsed Time	Lap Time	Lap Speed
1	9:06.537	9:06.537	47.928
2	12:34.850	3:28.313	127.903
3	16:03.323	3:28.473	127.805
4	19:50.674	3:47.351	117.193
5	23:17.264	3:26.590	128.970
6	26:42.498	3:25.234	129.822
7	30:23.796	3:41.298	120.399
8	37:19.359	6:55.563	64.115
9	40:44.436	3:25.077	129.922
10	44:18.464	3:34.028	124.488

#### **3** 7 Guy MARTIN

STK Behind 5.011  
Best Time **3:26.823** Best Speed **128.825** On 8 Gp a

Lap	Elapsed Time	Lap Time	Lap Speed
1	4:12.721	4:12.721	103.651
2	7:42.556	3:29.835	126.976
3	11:11.135	3:28.579	127.740
4	14:39.523	3:28.388	127.857
5	18:23.048	3:43.525	119.199
6	30:56.066	12:33.018	35.383
7	34:23.420	3:27.354	128.495
8	37:50.243	3:26.823	128.825
9	41:19.363	3:29.120	127.410

### Qualifying Classification

Position

#### **4** 26 Stephen THOMPSON

STK Behind 5.980  
Best Time **3:27.792** Best Speed **128.224** On 7 Gp a

Lap	Elapsed Time	Lap Time	Lap Speed
1	4:18.611	4:18.611	101.290
2	7:49.411	3:30.800	126.394
3	11:17.617	3:28.206	127.969
4	14:46.564	3:28.947	127.515
5	18:34.294	3:47.730	116.998
6	26:03.287	7:28.993	59.342
7	29:31.079	3:27.792	128.224
8	33:19.024	3:47.945	116.888

#### **5** 1 Ian LOUGHER

STK Behind 6.083  
Best Time **3:27.895** Best Speed **128.161** On 8 Gp a

Lap	Elapsed Time	Lap Time	Lap Speed
1	5:19.451	5:19.451	81.999
2	8:49.832	3:30.381	126.646
3	12:18.348	3:28.516	127.779
4	15:46.776	3:28.428	127.833
5	19:14.866	3:28.090	128.041
6	23:02.333	3:47.467	117.133
7	30:47.271	7:44.938	57.306
8	34:15.166	3:27.895	128.161
9	37:44.330	3:29.164	127.383
10	41:12.998	3:28.668	127.686
11	45:03.465	3:50.467	115.609

#### **6** 11 Rob BARBER

STK Behind 6.214  
Best Time **3:28.026** Best Speed **128.080** On 3 Gp a

Lap	Elapsed Time	Lap Time	Lap Speed
1	20:17.361	20:17.361	21.518
2	23:45.805	3:28.444	127.823
3	27:13.831	3:28.026	128.080
4	31:03.218	3:49.387	116.153

# ULSTER GRAND PRIX BIKE WEEK

## SUPERSTOCK

### UGP Second Qualifying

Thursday, 09 August 2012

## DETAILED RESULT



### Qualifying Classification

Position

#### **7** 10 Conor CUMMINS

STK Behind 6.619

Best Time 3:28.431 Best Speed 127.831 On 6 Gp a

Lap	Elapsed Time	Lap Time	Lap Speed
1	4:35.278	4:35.278	95.157
2	10:23.200	5:47.922	76.580
3	13:52.368	3:29.168	127.381
4	17:35.975	3:43.607	119.155
5	29:10.824	11:34.849	38.345
6	32:39.255	3:28.431	127.831
7	36:11.951	3:32.696	125.268
8	39:47.025	3:35.074	123.883

#### **8** 15 Dean HARRISON

STK Behind 6.839

Best Time 3:28.651 Best Speed 127.696 On 4 Gp a

Lap	Elapsed Time	Lap Time	Lap Speed
1	5:31.887	5:31.887	78.927
2	9:06.038	3:34.151	124.417
3	12:35.313	3:29.275	127.316
4	16:03.964	3:28.651	127.696
5	19:33.550	3:29.586	127.127
6	23:05.476	3:31.926	125.723
7	26:37.308	3:31.832	125.779
8	30:13.877	3:36.569	123.028
9	36:38.933	6:25.056	69.195
10	40:10.368	3:31.435	126.015
11	43:40.867	3:30.499	126.575

#### **9** 57 Lee JOHNSTON

STK Behind 6.969

Best Time 3:28.781 Best Speed 127.617 On 4 Gp a

Lap	Elapsed Time	Lap Time	Lap Speed
1	7:16.757	7:16.757	59.975
2	10:47.454	3:30.697	126.456
3	14:17.305	3:29.851	126.966
4	17:46.086	3:28.781	127.617
5	21:21.716	3:35.630	123.563
6	28:12.819	6:51.103	64.811

### Qualifying Classification

Position

#### **10** 6 William DUNLOP

STK Behind 7.358

Best Time 3:29.170 Best Speed 127.379 On 6 Gp a

Lap	Elapsed Time	Lap Time	Lap Speed
1	4:17.830	4:17.830	101.597
2	7:47.890	3:30.060	126.840
3	12:10.428	4:22.538	101.486
4	24:07.631	11:57.203	37.150
5	27:37.283	3:29.652	127.087
6	31:06.453	3:29.170	127.379
7	34:57.746	3:51.293	115.196

#### **11** 2 Dan KNEEN

STK Behind 7.908

Best Time 3:29.720 Best Speed 127.045 On 8 Gp a

Lap	Elapsed Time	Lap Time	Lap Speed
1	6:29.060	6:29.060	67.328
2	10:01.585	3:32.525	125.369
3	13:37.299	3:35.714	123.515
4	17:20.460	3:43.161	119.393
5	26:27.836	9:07.376	48.676
6	29:58.689	3:30.853	126.363
7	33:29.908	3:31.219	126.144
8	36:59.628	3:29.720	127.045
9	40:41.419	3:41.791	120.131

#### **12** 13 Adrian ARCHIBALD

STK Behind 7.965

Best Time 3:29.777 Best Speed 127.011 On 8 Gp a

Lap	Elapsed Time	Lap Time	Lap Speed
1	6:03.088	6:03.088	72.144
2	9:35.200	3:32.112	125.613
3	13:05.680	3:30.480	126.587
4	16:47.858	3:42.178	119.922
5	32:31.645	15:43.787	28.231
6	36:04.095	3:32.450	125.413
7	39:34.569	3:30.474	126.590
8	43:04.346	3:29.777	127.011

# ULSTER GRAND PRIX BIKE WEEK

## SUPERSTOCK

### UGP Second Qualifying

Thursday, 09 August 2012

## DETAILED RESULT



### Qualifying Classification

Position

#### **13** 30 Paul SHOESMITH

STK Behind 9.689

Best Time 3:31.501 Best Speed 125.976 On 4 Gp a

Lap	Elapsed Time	Lap Time	Lap Speed
1	9:22.884	9:22.884	46.537
2	12:56.235	3:33.351	124.883
3	16:31.685	3:35.450	123.667
4	20:03.186	3:31.501	125.976
5	23:35.405	3:32.219	125.549
6	27:08.494	3:33.089	125.037
7	30:40.626	3:32.132	125.601
8	34:12.835	3:32.209	125.555
9	37:54.469	3:41.634	120.216

#### **14** 75 William DAVISON

STK Behind 10.569

Best Time 3:32.381 Best Speed 125.454 On 3 Gp a

Lap	Elapsed Time	Lap Time	Lap Speed
1	6:30.260	6:30.260	67.121
2	10:03.003	3:32.743	125.240
3	13:35.384	3:32.381	125.454
4	17:19.197	3:43.813	119.046

#### **15** 28 Jamie HAMILTON

STK Behind 10.932

Best Time 3:32.744 Best Speed 125.240 On 4 Gp a

Lap	Elapsed Time	Lap Time	Lap Speed
1	11:36.352	11:36.352	37.617
2	15:14.423	3:38.071	122.180
3	18:48.271	3:33.848	124.593
4	22:21.015	3:32.744	125.240
5	25:57.315	3:36.300	123.181

#### **16** 18 Lee VERNON

STK Behind 11.039

Best Time 3:32.851 Best Speed 125.177 On 7 Gp

Lap	Elapsed Time	Lap Time	Lap Speed
1	5:08.326	5:08.326	84.958
2	8:43.703	3:35.377	123.708
3	12:17.960	3:34.257	124.355
4	15:55.633	3:37.673	122.404
5	24:27.959	8:32.326	52.006
6	28:01.757	3:33.798	124.622
7	31:34.608	3:32.851	125.177
8	35:25.416	3:50.808	115.438

### Qualifying Classification

Position

#### **17** 65 Michael SWEENEY

STK Behind 11.271

Best Time 3:33.083 Best Speed 125.040 On 6 Gp a

Lap	Elapsed Time	Lap Time	Lap Speed
1	5:21.627	5:21.627	81.444
2	8:55.452	3:33.825	124.606
3	12:29.116	3:33.664	124.700
4	16:03.336	3:34.220	124.377
5	19:37.967	3:34.631	124.138
6	23:11.050	3:33.083	125.040
7	27:02.365	3:51.315	115.185
8	37:40.281	10:37.916	41.767
9	41:15.270	3:34.989	123.932
10	44:52.048	3:36.778	122.909

#### **18** 96 Ben WYLIE

STK Behind 11.319

Best Time 3:33.131 Best Speed 125.012 On 4 Gp a

Lap	Elapsed Time	Lap Time	Lap Speed
1	7:50.580	7:50.580	55.665
2	11:28.963	3:38.383	122.006
3	18:16.786	6:47.823	65.332
4	21:49.917	3:33.131	125.012
5	25:23.749	3:33.832	124.602
6	29:09.847	3:46.098	117.843
7	35:14.465	6:04.618	73.074
8	38:50.685	3:36.220	123.226

#### **19** 60 Robert WILSON

STK Behind 11.760

Best Time 3:33.572 Best Speed 124.754 On 6 Gp a

Lap	Elapsed Time	Lap Time	Lap Speed
1	6:45.039	6:45.039	64.672
2	10:23.836	3:38.797	121.775
3	14:02.070	3:38.234	122.089
4	17:37.989	3:35.919	123.398
5	21:12.622	3:34.633	124.137
6	24:46.194	3:33.572	124.754
7	28:19.917	3:33.723	124.666
8	31:57.255	3:37.338	122.592
9	35:31.660	3:34.405	124.269
10	39:11.699	3:40.039	121.087

# ULSTER GRAND PRIX BIKE WEEK

## SUPERSTOCK

### UGP Second Qualifying

Thursday, 09 August 2012

## DETAILED RESULT



### Qualifying Classification

Position

#### **20** 56 Daniel COOPER

STK Behind 11.863

Best Time 3:33.675 Best Speed 124.694 On 4 Gp a

Lap	Elapsed Time	Lap Time	Lap Speed
1	5:06.431	5:06.431	85.483
2	8:43.391	3:36.960	122.806
3	12:18.284	3:34.893	123.987
4	15:51.959	3:33.675	124.694
5	19:26.792	3:34.833	124.022
6	23:01.773	3:34.981	123.936
7	26:38.974	3:37.201	122.670
8	30:12.905	3:33.931	124.545
9	34:00.482	3:47.577	117.077

#### **21** 51 Dave HEWSON

STK Behind 11.901

Best Time 3:33.713 Best Speed 124.672 On 6 Gp a

Lap	Elapsed Time	Lap Time	Lap Speed
1	5:32.874	5:32.874	78.692
2	9:10.979	3:38.105	122.161
3	12:48.888	3:37.909	122.271
4	16:26.151	3:37.263	122.635
5	20:03.608	3:37.457	122.525
6	23:37.321	3:33.713	124.672
7	27:15.147	3:37.826	122.318
8	34:14.835	6:59.688	63.485
9	37:49.922	3:35.087	123.875
10	41:25.711	3:35.789	123.472
11	45:02.656	3:36.945	122.814

#### **22** 999 Denver ROBB

STK Behind 11.943

Best Time 3:33.755 Best Speed 124.647 On 3 Gp a

Lap	Elapsed Time	Lap Time	Lap Speed
1	5:21.175	5:21.175	81.559
2	8:55.020	3:33.845	124.595
3	12:28.775	3:33.755	124.647
4	16:11.355	3:42.580	119.705

### Qualifying Classification

Position

#### **23** 66 Brian McCORMACK

STK Behind 12.504

Best Time 3:34.316 Best Speed 124.321 On 6 Gp a

Lap	Elapsed Time	Lap Time	Lap Speed
1	4:38.456	4:38.456	94.071
2	8:16.961	3:38.505	121.938
3	11:53.428	3:36.467	123.086
4	15:52.819	3:59.391	111.299
5	31:57.527	16:04.708	27.619
6	35:31.843	3:34.316	124.321
7	39:06.614	3:34.771	124.058
8	42:42.105	3:35.491	123.643

#### **24** 98 Paul OWEN

STK Behind 12.659

Best Time 3:34.471 Best Speed 124.231 On 9 Gp a

Lap	Elapsed Time	Lap Time	Lap Speed
1	5:43.577	5:43.577	76.241
2	9:22.493	3:38.916	121.709
3	13:00.039	3:37.546	122.475
4	16:38.225	3:38.186	122.116
5	21:32.783	4:54.558	90.454
6	29:22.572	7:49.789	56.715
7	32:59.480	3:36.908	122.835
8	36:36.598	3:37.118	122.716
9	40:11.069	3:34.471	124.231
10	43:47.256	3:36.187	123.245

#### **25** 71 Davy MORGAN

STK Behind 13.076

Best Time 3:34.888 Best Speed 123.990 On 4 Gp a

Lap	Elapsed Time	Lap Time	Lap Speed
1	5:11.290	5:11.290	84.149
2	8:53.856	3:42.566	119.713
3	12:28.960	3:35.104	123.865
4	16:03.848	3:34.888	123.990
5	19:53.820	3:49.972	115.857

# ULSTER GRAND PRIX BIKE WEEK

## SUPERSTOCK

### UGP Second Qualifying

Thursday, 09 August 2012

## DETAILED RESULT



### Qualifying Classification

Position

#### **26** 87 Alan BONNER

STK Behind 13.427

Best Time **3:35.239** Best Speed **123.788** On **6** Gp **a**

Lap	Elapsed Time	Lap Time	Lap Speed
1	5:09.995	5:09.995	84.500
2	8:49.712	3:39.717	121.265
3	12:28.484	3:38.772	121.789
4	16:16.479	3:47.995	116.862
5	32:40.440	16:23.961	27.078
6	36:15.679	3:35.239	123.788
7	39:52.264	3:36.585	123.018
8	43:27.859	3:35.595	123.583

#### **27** 32 Neil GREGORY

STK Behind 13.928

Best Time **3:35.740** Best Speed **123.500** On **6** Gp **a**

Lap	Elapsed Time	Lap Time	Lap Speed
1	5:44.007	5:44.007	76.146
2	9:23.123	3:39.116	121.598
3	12:58.905	3:35.782	123.476
4	16:37.692	3:38.787	121.780
5	20:15.807	3:38.115	122.156
6	23:51.547	3:35.740	123.500
7	27:47.190	3:55.643	113.069

#### **28** 53 Mark PARRETT

STK Behind 14.108

Best Time **3:35.920** Best Speed **123.397** On **4** Gp **a**

Lap	Elapsed Time	Lap Time	Lap Speed
1	11:43.414	11:43.414	37.239
2	15:22.910	3:39.496	121.387
3	19:00.318	3:37.408	122.553
4	22:36.238	3:35.920	123.397
5	26:23.010	3:46.772	117.492
6	31:06.373	4:43.363	94.028
7	34:42.685	3:36.312	123.174
8	38:23.696	3:41.011	120.555

### Qualifying Classification

Position

#### **29** 44 Fabrice MIGUET

STK Behind 14.215

Best Time **3:36.027** Best Speed **123.336** On **9** Gp **a**

Lap	Elapsed Time	Lap Time	Lap Speed
1	5:45.297	5:45.297	75.861
2	9:24.682	3:39.385	121.448
3	13:00.826	3:36.144	123.269
4	16:37.925	3:37.099	122.727
5	20:15.641	3:37.716	122.379
6	23:52.492	3:36.851	122.868
7	27:31.858	3:39.366	121.459
8	31:09.292	3:37.434	122.538
9	34:45.319	3:36.027	123.336
10	38:21.487	3:36.168	123.256

#### **30** 16 John BURROWS

STK Behind 14.312

Best Time **3:36.124** Best Speed **123.281** On **5** Gp **a**

Lap	Elapsed Time	Lap Time	Lap Speed
1	4:39.401	4:39.401	93.753
2	12:21.161	7:41.760	57.701
3	15:57.963	3:36.802	122.895
4	19:35.964	3:38.001	122.219
5	23:12.088	3:36.124	123.281
6	26:48.693	3:36.605	123.007
7	30:26.561	3:37.868	122.294
8	34:22.893	3:56.332	112.740

#### **31** 21 Alan CONNOR

STK Behind 15.114

Best Time **3:36.926** Best Speed **122.825** On **7** Gp **a**

Lap	Elapsed Time	Lap Time	Lap Speed
1	8:02.195	8:02.195	54.324
2	11:41.636	3:39.441	121.417
3	15:21.017	3:39.381	121.451
4	19:07.664	3:46.647	117.557
5	31:13.248	12:05.584	36.721
6	34:50.644	3:37.396	122.560
7	38:27.570	3:36.926	122.825
8	42:07.070	3:39.500	121.385



# ULSTER GRAND PRIX BIKE WEEK

## SUPERSTOCK

### UGP Second Qualifying

Thursday, 09 August 2012

## DETAILED RESULT



### Qualifying Classification

Position

#### **32** 58 Paul CRANSTON

STK Behind 16.793

Best Time **3:38.605** Best Speed **121.882** On **8** Gp **a**

Lap	Elapsed Time	Lap Time	Lap Speed
1	8:54.844	8:54.844	48.976
2	12:34.783	3:39.939	121.142
3	16:13.670	3:38.887	121.725
4	19:53.580	3:39.910	121.158
5	23:32.730	3:39.150	121.579
6	27:12.187	3:39.457	121.409
7	30:52.240	3:40.053	121.080
8	34:30.845	3:38.605	121.882
9	38:13.617	3:42.772	119.602

#### **33** 17 Dennis BOOTH

STK Behind 19.218

Best Time **3:41.030** Best Speed **120.545** On **2** Gp **a**

Lap	Elapsed Time	Lap Time	Lap Speed
1	5:31.273	5:31.273	79.073
2	9:12.303	3:41.030	120.545
3	12:55.194	3:42.891	119.538
4	16:37.627	3:42.433	119.784
5	20:22.127	3:44.500	118.681

#### **34** 27 Daniel JANSEN

STK Behind 20.982

Best Time **3:42.794** Best Speed **119.590** On **5** Gp **a**

Lap	Elapsed Time	Lap Time	Lap Speed
1	5:49.571	5:49.571	74.934
2	9:35.246	3:45.675	118.063
3	13:19.739	3:44.493	118.685
4	17:04.403	3:44.664	118.595
5	20:47.197	3:42.794	119.590
6	24:30.759	3:43.562	119.179
7	28:14.748	3:43.989	118.952
8	32:09.822	3:55.074	113.343

#### **35** 22 Paul DUCKETT

STK Behind 29.426

Best Time **3:51.238** Best Speed **115.223** On **8** Gp **a**

Lap	Elapsed Time	Lap Time	Lap Speed
1	15:27.612	15:27.612	28.239
2	19:20.527	3:52.915	114.393
3	23:16.916	3:56.389	112.712
4	27:11.263	3:54.347	113.694
5	31:06.263	3:55.000	113.379
6	34:58.932	3:52.669	114.514
7	38:51.225	3:52.293	114.700
8	42:42.463	3:51.238	115.223

### Qualifying Classification

Position

#### **36** 12 Robert McCRUM

STK Behind 31.141

Best Time **3:52.953** Best Speed **114.375** On **4** Gp **a**

Lap	Elapsed Time	Lap Time	Lap Speed
1	6:12.811	6:12.811	70.263
2	10:08.602	3:55.791	112.998
3	14:01.983	3:53.381	114.165
4	17:54.936	3:52.953	114.375
5	21:56.459	4:01.523	110.316

#### **37** 46 Andrew TAYLOR

STK Behind 35.691

Best Time **3:57.503** Best Speed **112.184** On **4** Gp **a**

Lap	Elapsed Time	Lap Time	Lap Speed
1	5:32.594	5:32.594	78.759
2	9:34.959	4:02.365	109.933
3	13:33.591	3:58.632	111.653
4	17:31.094	3:57.503	112.184
5	21:33.562	4:02.468	109.887
6	31:16.126	9:42.564	45.736
7	35:19.588	4:03.462	109.438

Speed TrapU.G.P. Superstock 2nd Practice

No.	Name	<u>Lap 1</u>	<u>Lap 2</u>	<u>Lap 3</u>	<u>Lap 4</u>	<u>Lap 5</u>	<u>Lap 6</u>	<u>Lap 7</u>	<u>Lap 8</u>	<u>Lap 9</u>	<u>Lap 10</u>
1	Ian LOUGHER	182	183		182	183		184	183	184	
2	Dan KNEEN				182			183			
5	Bruce ANSTEY					180	182			183	
6	William DUNLOP		182					185			
7	Guy MARTIN	178	175	178	179			182		183	
9	Michael DUNLOP				185						
10	Conor CUMMINS		183	182				182	181	182	184
12	Robert McCRUM	171	182	183					183		
13	Adrian ARCHIBALD		180						184	183	183
14	Nuno CAETANO	181		181							
15	Dean HARRISON		184		183	184	183	182			186
16	John BURROWS			183	172			171			
17	Dennis BOOTH			174							
18	Lee VERNON		187				187	186			
20	Denver ROBB	181									
21	Alan CONNOR		175						178		
22	Paul DUCKETT				175				172		
26	Stephen THOMPSON	184	187	186	187		183	187			
27	Daniel JANSEN			186							
28	Jamie HAMILTON				182						
30	Paul SHOESMITH				187			187	184		
32	Neil GREGORY			177	177	177	172				
44	Fabrice MIGUET		181								
46	Andrew TAYLOR				167			159			
51	Dave HEWSON		176	171	176		178	159			
53	Mark PARRETT			182	180			183	180		
56	Daniel COOPER	176			180	179	181	176			
57	Lee JOHNSTON	185	184		185						
58	Paul CRANSTON				172	164			174		
60	Robert WILSON	180		171	181	181		185	183		
65	Michael SWEENEY						181				188
66	Brian McCORMACK		176	176						178	
71	Davy MORGAN		181								
75	William DAVISON			181							
87	Alan BONNER								179	183	175
98	Paul OWEN	180				179		181	182	185	

McKINSTRY SKIP HIRE ULSTER GRAND PRIX

SUPERSTOCK

Dundrod 7.401 Miles


Race 1 - Lisburn City Council Superstock

11/08/2012 11:00

Race (6 Laps)

**RACE 1 - SUPERSTOCK**

			46		14
			A		
12	22	27		17	C
D	C	B		A	13
<hr/>					
	C	B			12
			A		
		58		21	11
D		B		A	
	16	44	53		10
	C	B	A		
32	87	71		98	9
D	C	B		A	
	66	20	51		8
	C	B	A		
56	60	96		65	B
D	C	B		A	7
<hr/>					
	C	B			6
			A		
		18		28	5
D		B		A	
	75	30	13		4
	C	B	A		
2	6	57		15	3
D	C	B		A	
	10	11	1		2
	C	B	A		
26	7	5		9	A
D	C	B		A	1
			POLE POSITION		



# ULSTER GRAND PRIX BIKE WEEK

## SUPERSTOCK

### Race 1 - Lisburn City Council Superstock

Saturday, 11 August 2012



Pos	Class	No	Name	Machine / Sponsor	Gp	Laps	Total Time	Behind	Speed	-----Best Lap-----		
										Time	Speed	On

#### Race Classification

1	STK	9	Michael DUNLOP	Kawasaki - Ard Na Mara/McAdoo Racing	a	6	20:30.951		129.505	3:22.564	131.534	5
2	STK	1	Ian LOUGHER	Kawasaki - ILR Kawasaki	a	6	20:34.988	4.037	129.082	3:23.587	130.873	5
3	STK	7	Guy MARTIN	Suzuki - Tyco Suzuki by TAS Racing	a	6	20:36.272	5.321	128.948	3:24.601	130.224	5
4	STK	5	Bruce ANSTEY	Honda - Padgett's MMCG Racing	a	6	20:36.365	5.414	128.938	3:24.629	130.206	4
5	STK	10	Conor CUMMINS	Suzuki - Tyco Suzuki by TAS Racing	a	6	20:46.761	15.810	127.863	3:25.838	129.441	3
6	STK	57	Lee JOHNSTON	Ducati - Millsport Racing Ducati	a	6	20:47.396	16.445	127.798	3:26.335	129.130	4
7	STK	15	Dean HARRISON	Kawasaki - Team RC express Racing	a	6	20:47.647	16.696	127.772	3:25.152	129.874	5
8	STK	2	Dan KNEEN	Suzuki - Marks Bloom Racing	a	6	20:49.229	18.278	127.610	3:26.820	128.827	4
9	STK	13	Adrian ARCHIBALD	Kawasaki - AMA Racing	a	6	20:51.045	20.094	127.425	3:26.678	128.915	4
10	STK	11	Rob BARBER	BMW	a	6	20:51.385	20.434	127.390	3:27.311	128.522	2
11	STK	28	Jamie HAMILTON	Kawasaki - KMR Kawasaki	a	6	21:11.954	41.003	125.330	3:30.523	126.561	2
12	STK	56	Daniel COOPER	Honda - Centurion Racing	b	6	21:17.413	46.462	124.795	3:31.201	126.155	3
13	STK	66	Brian McCORMACK	Honda - CD Racing	b	6	21:17.588	46.637	124.778	3:30.568	126.534	3
14	STK	26	Stephen THOMPSON	BMW - Taylor Lindsey	a	6	21:22.730	51.779	124.278	3:28.371	127.868	5
15	STK	71	Davy MORGAN	BMW - 01RaceFX	b	6	21:26.962	56.011	123.869	3:32.751	125.235	2
16	STK	75	William DAVISON	Honda - Hill Contracts	a	6	21:29.930	58.979	123.584	3:33.289	124.920	5
17	STK	30	Paul SHOESMITH	BMW - Ice Valley Motorsave BMW	a	6	21:35.352	1:04.401	123.067	3:32.868	125.167	4
18	STK	60	Robert WILSON	Kawasaki - Taylor Lindsey	a	6	21:35.910	1:04.959	123.014	3:32.812	125.200	4
19	STK	98	Paul OWEN	Honda - WeTrackBikes.co.uk	b	6	21:38.883	1:07.932	122.732	3:33.753	124.648	5
20	STK	87	Alan BONNER	Honda	b	6	21:41.293	1:10.342	122.505	3:34.766	124.060	5
21	STK	51	Dave HEWSON	Kawasaki - David Hewson Ltd	b	6	21:43.135	1:12.184	122.332	3:35.464	123.659	5
22	STK	53	Mark PARRETT	BMW - C & C Ltd. Mark Parrett Racing	b	6	21:48.613	1:17.662	121.819	3:35.309	123.748	3
23	STK	44	Fabrice MIGUET	Kawasaki	b	6	21:52.710	1:21.759	121.439	3:36.091	123.300	3
24	STK	21	Alan CONNOR	Suzuki - Connor Racing	b	6	21:53.148	1:22.197	121.399	3:36.075	123.309	3
25	STK	58	Paul CRANSTON	Honda - P & J Fuel Haulage	b	6	22:11.185	1:40.234	119.754	3:40.631	120.763	3
26	STK	22	Paul DUCKETT	Honda	b	6	23:10.129	2:39.178	114.676	3:48.256	116.728	5
27	STK	12	Robert McCURUM	Yamaha	b	6	23:11.267	2:40.316	114.582	3:47.436	117.149	6
28	STK	46	Andrew TAYLOR	BMW	b	6	24:09.055	3:38.104	110.013	3:57.288	112.285	3

#### Fastest Lap


STK	9	Michael DUNLOP	Kawasaki - Ard Na Mara/McAdoo Racing	a						3:22.564	131.534	5
-----	---	----------------	--------------------------------------	---	--	--	--	--	--	----------	---------	---

#### Not Classified

DNF	STK	32	Neil GREGORY	Honda - Trickbits/FBM/SNC Scaffolding	b	5	18:07.725	1 Lap	122.063	3:35.452	123.665	3
DNF	STK	27	Daniel JANSEN	BMW - New Zealand M/cycle Adventures	b	5	18:40.828	33.103	118.458	3:41.182	120.462	5
DNF	STK	16	John BURROWS	Kawasaki - Cookstown BE Racing	b	4	14:46.679	2 Laps	119.690	3:36.234	123.218	3
DNF	STK	6	William DUNLOP	Honda - Wilson Craig Racing	a	3	10:46.095	3 Laps	123.020	3:31.084	126.224	2
DNF	STK	65	Michael SWEENEY	BMW - MJR Racing	a	2	7:35.065	4 Laps	116.112	3:51.443	115.121	2
DNF	STK	17	Dennis BOOTH	Suzuki	b	2	7:36.913	1.848	115.643	3:48.850	116.425	2
DNF	STK	69	Dave WOOLAMS	Suzuki - Wooly's Autos	b	2	8:06.645	31.580	108.577	4:08.767	107.104	2

Provisional result to be confirmed by the Stewards of the Meeting subject to completion of technical inspections & the time limit for protests

Page 1 / 1

Circuit	<b>Dundrod</b>	Signed		Organising Club	<b>Dundrod &amp; District MCC</b>
Length(miles)	<b>7.4011</b> Lap 1 (7.2763)		Chief Timekeeper	Race Started	<b>10:59</b>
Weather	<b>Sunny, 17°C, 71%RH</b>	Issued At:	11:25	Gp Time Diff - b	<b>37.12</b>
Track	<b>Dry</b>				



MCUI Ulster  
Centre Timing  
powered by  
e-Laps timing software

www.elaps-timing.com



# ULSTER GRAND PRIX BIKE WEEK

## SUPERSTOCK

Race 1 - Lisburn City Council Superstock

Saturday, 11 August 2012

## DETAILED RESULT



### Race Classification

#### **1** 9 Michael DUNLOP

Total Time **20:30.951** Avg Speed **129.505** Behind  
Best Time **3:22.564** Best Speed **131.534** On **5** Gp **a**

Lap	Elapsed Time	Lap Time	Lap Speed
1	3:31.283	3:31.283	123.979
2	6:56.721	3:25.438	129.693
3	10:21.231	3:24.510	130.282
4	13:44.732	3:23.501	130.928
5	17:07.296	3:22.564	131.534
6	20:30.951	3:23.655	130.829

#### **2** 1 Ian LOUGHER

Total Time **20:34.988** Avg Speed **129.082** Behind **4.037**  
Best Time **3:23.587** Best Speed **130.873** On **5** Gp **a**

Lap	Elapsed Time	Lap Time	Lap Speed
1	3:29.286	3:29.286	125.162
2	6:55.302	3:26.016	129.330
3	10:21.485	3:26.183	129.225
4	13:45.311	3:23.826	130.719
5	17:08.898	3:23.587	130.873
6	20:34.988	3:26.090	129.283

#### **3** 7 Guy MARTIN

Total Time **20:36.272** Avg Speed **128.948** Behind **5.321**  
Best Time **3:24.601** Best Speed **130.224** On **5** Gp **a**

Lap	Elapsed Time	Lap Time	Lap Speed
1	3:29.968	3:29.968	124.756
2	6:54.945	3:24.977	129.985
3	10:21.147	3:26.202	129.213
4	13:46.225	3:25.078	129.921
5	17:10.826	3:24.601	130.224
6	20:36.272	3:25.446	129.688

#### **4** 5 Bruce ANSTEY

Total Time **20:36.365** Avg Speed **128.938** Behind **5.414**  
Best Time **3:24.629** Best Speed **130.206** On **4** Gp **a**

Lap	Elapsed Time	Lap Time	Lap Speed
1	3:30.229	3:30.229	124.601
2	6:55.413	3:25.184	129.854
3	10:21.729	3:26.316	129.142
4	13:46.358	3:24.629	130.206
5	17:11.101	3:24.743	130.134
6	20:36.365	3:25.264	129.803

### Race Classification

#### **5** 10 Conor CUMMINS

Total Time **20:46.761** Avg Speed **127.863** Behind **15.810**  
Best Time **3:25.838** Best Speed **129.441** On **3** Gp **a**

Lap	Elapsed Time	Lap Time	Lap Speed
1	3:32.824	3:32.824	123.081
2	6:59.224	3:26.400	129.089
3	10:25.062	3:25.838	129.441
4	13:51.902	3:26.840	128.814
5	17:19.274	3:27.372	128.484
6	20:46.761	3:27.487	128.413

#### **6** 57 Lee JOHNSTON

Total Time **20:47.396** Avg Speed **127.798** Behind **16.445**  
Best Time **3:26.335** Best Speed **129.130** On **4** Gp **a**

Lap	Elapsed Time	Lap Time	Lap Speed
1	3:31.958	3:31.958	123.584
2	6:58.650	3:26.692	128.907
3	10:25.883	3:27.233	128.570
4	13:52.218	3:26.335	129.130
5	17:18.795	3:26.577	128.978
6	20:47.396	3:28.601	127.727

#### **7** 15 Dean HARRISON

Total Time **20:47.647** Avg Speed **127.772** Behind **16.696**  
Best Time **3:25.152** Best Speed **129.874** On **5** Gp **a**

Lap	Elapsed Time	Lap Time	Lap Speed
1	3:36.488	3:36.488	120.998
2	7:04.109	3:27.621	128.330
3	10:31.032	3:26.923	128.763
4	13:56.888	3:25.856	129.430
5	17:22.040	3:25.152	129.874
6	20:47.647	3:25.607	129.587

#### **8** 2 Dan KNEEN

Total Time **20:49.229** Avg Speed **127.610** Behind **18.278**  
Best Time **3:26.820** Best Speed **128.827** On **4** Gp **a**

Lap	Elapsed Time	Lap Time	Lap Speed
1	3:32.528	3:32.528	123.253
2	7:00.188	3:27.660	128.306
3	10:28.094	3:27.906	128.154
4	13:54.914	3:26.820	128.827
5	17:21.918	3:27.004	128.712
6	20:49.229	3:27.311	128.522

# ULSTER GRAND PRIX BIKE WEEK

## SUPERSTOCK

Race 1 - Lisburn City Council Superstock

Saturday, 11 August 2012

### DETAILED RESULT



#### Race Classification

##### **9** 13 Adrian ARCHIBALD

Total Time **20:51.045** Avg Speed **127.425** Behind **20.094**  
Best Time **3:26.678** Best Speed **128.915** On **4** Gp **a**

Lap	Elapsed Time	Lap Time	Lap Speed
1	3:33.544	3:33.544	122.666
2	7:00.541	3:26.997	128.717
3	10:27.749	3:27.208	128.586
4	13:54.427	3:26.678	128.915
5	17:22.495	3:28.068	128.054
6	20:51.045	3:28.550	127.758

##### **10** 11 Rob BARBER

Total Time **20:51.385** Avg Speed **127.390** Behind **20.434**  
Best Time **3:27.311** Best Speed **128.522** On **2** Gp **a**

Lap	Elapsed Time	Lap Time	Lap Speed
1	3:33.812	3:33.812	122.513
2	7:01.123	3:27.311	128.522
3	10:28.518	3:27.395	128.470
4	13:56.081	3:27.563	128.366
5	17:23.620	3:27.539	128.380
6	20:51.385	3:27.765	128.241

##### **11** 28 Jamie HAMILTON

Total Time **21:11.954** Avg Speed **125.330** Behind **41.003**  
Best Time **3:30.523** Best Speed **126.561** On **2** Gp **a**

Lap	Elapsed Time	Lap Time	Lap Speed
1	3:36.271	3:36.271	121.120
2	7:06.794	3:30.523	126.561
3	10:37.638	3:30.844	126.368
4	14:08.469	3:30.831	126.376
5	17:39.621	3:31.152	126.184
6	21:11.954	3:32.333	125.482

##### **12** 56 Daniel COOPER

Total Time **21:17.413** Avg Speed **124.795** Behind **46.462**  
Best Time **3:31.201** Best Speed **126.155** On **3** Gp **b**

Lap	Elapsed Time	Lap Time	Lap Speed
1	3:36.316	3:36.316	121.095
2	7:08.497	3:32.181	125.572
3	10:39.698	3:31.201	126.155
4	14:13.466	3:33.768	124.640
5	17:45.252	3:31.786	125.806
6	21:17.413	3:32.161	125.584

#### Race Classification

##### **13** 66 Brian McCORMACK

Total Time **21:17.588** Avg Speed **124.778** Behind **46.637**  
Best Time **3:30.568** Best Speed **126.534** On **3** Gp **b**

Lap	Elapsed Time	Lap Time	Lap Speed
1	3:37.747	3:37.747	120.299
2	7:09.265	3:31.518	125.965
3	10:39.833	3:30.568	126.534
4	14:12.924	3:33.091	125.036
5	17:45.381	3:32.457	125.409
6	21:17.588	3:32.207	125.556

##### **14** 26 Stephen THOMPSON

Total Time **21:22.730** Avg Speed **124.278** Behind **51.779**  
Best Time **3:28.371** Best Speed **127.868** On **5** Gp **a**

Lap	Elapsed Time	Lap Time	Lap Speed
1	3:59.056	3:59.056	109.575
2	7:28.443	3:29.387	127.247
3	10:57.002	3:28.559	127.753
4	14:25.466	3:28.464	127.811
5	17:53.837	3:28.371	127.868
6	21:22.730	3:28.893	127.548

##### **15** 71 Davy MORGAN

Total Time **21:26.962** Avg Speed **123.869** Behind **56.011**  
Best Time **3:32.751** Best Speed **125.235** On **2** Gp **b**

Lap	Elapsed Time	Lap Time	Lap Speed
1	3:38.381	3:38.381	119.949
2	7:11.132	3:32.751	125.235
3	10:44.461	3:33.329	124.896
4	14:17.990	3:33.529	124.779
5	17:51.552	3:33.562	124.760
6	21:26.962	3:35.410	123.690

##### **16** 75 William DAVISON

Total Time **21:29.930** Avg Speed **123.584** Behind **58.979**  
Best Time **3:33.289** Best Speed **124.920** On **5** Gp **a**

Lap	Elapsed Time	Lap Time	Lap Speed
1	3:41.599	3:41.599	118.208
2	7:15.701	3:34.102	124.445
3	10:49.831	3:34.130	124.429
4	14:23.345	3:33.514	124.788
5	17:56.634	3:33.289	124.920
6	21:29.930	3:33.296	124.915



MCUI Ulster  
Centre Timing  
powered by  
e-Laps timing software

[www.elaps-timing.com](http://www.elaps-timing.com)



# ULSTER GRAND PRIX BIKE WEEK

## SUPERSTOCK

Race 1 - Lisburn City Council Superstock

Saturday, 11 August 2012

## DETAILED RESULT



### Race Classification

#### 17 30 Paul SHOESMITH

Total Time **21:35.352** Avg Speed **123.067** Behind **1:04.401**  
Best Time **3:32.868** Best Speed **125.167** On **4** Gp **a**

Lap	Elapsed Time	Lap Time	Lap Speed
1	3:43.753	3:43.753	117.070
2	7:18.449	3:34.696	124.101
3	10:52.281	3:33.832	124.602
4	14:25.149	3:32.868	125.167
5	18:00.568	3:35.419	123.684
6	21:35.352	3:34.784	124.050

#### 18 60 Robert WILSON

Total Time **21:35.910** Avg Speed **123.014** Behind **1:04.959**  
Best Time **3:32.812** Best Speed **125.200** On **4** Gp **a**

Lap	Elapsed Time	Lap Time	Lap Speed
1	3:44.758	3:44.758	116.546
2	7:20.886	3:36.128	123.279
3	10:55.431	3:34.545	124.188
4	14:28.243	3:32.812	125.200
5	18:02.093	3:33.850	124.592
6	21:35.910	3:33.817	124.611

#### 19 98 Paul OWEN

Total Time **21:38.883** Avg Speed **122.732** Behind **1:07.932**  
Best Time **3:33.753** Best Speed **124.648** On **5** Gp **b**

Lap	Elapsed Time	Lap Time	Lap Speed
1	3:41.769	3:41.769	118.117
2	7:18.700	3:36.931	122.822
3	10:54.313	3:35.613	123.573
4	14:29.255	3:34.942	123.959
5	18:03.008	3:33.753	124.648
6	21:38.883	3:35.875	123.423

#### 20 87 Alan BONNER

Total Time **21:41.293** Avg Speed **122.505** Behind **1:10.342**  
Best Time **3:34.766** Best Speed **124.060** On **5** Gp **b**

Lap	Elapsed Time	Lap Time	Lap Speed
1	3:41.564	3:41.564	118.226
2	7:18.894	3:37.330	122.597
3	10:54.917	3:36.023	123.339
4	14:29.727	3:34.810	124.035
5	18:04.493	3:34.766	124.060
6	21:41.293	3:36.800	122.896

### Race Classification

#### 21 51 Dave HEWSON

Total Time **21:43.135** Avg Speed **122.332** Behind **1:12.184**  
Best Time **3:35.464** Best Speed **123.659** On **5** Gp **b**

Lap	Elapsed Time	Lap Time	Lap Speed
1	3:40.904	3:40.904	118.579
2	7:18.634	3:37.730	122.372
3	10:56.101	3:37.467	122.520
4	14:31.902	3:35.801	123.465
5	18:07.366	3:35.464	123.659
6	21:43.135	3:35.769	123.484

#### 22 53 Mark PARRETT

Total Time **21:48.613** Avg Speed **121.819** Behind **1:17.662**  
Best Time **3:35.309** Best Speed **123.748** On **3** Gp **b**

Lap	Elapsed Time	Lap Time	Lap Speed
1	3:44.693	3:44.693	116.580
2	7:22.115	3:37.422	122.545
3	10:57.424	3:35.309	123.748
4	14:33.496	3:36.072	123.311
5	18:08.854	3:35.358	123.719
6	21:48.613	3:39.759	121.242

#### 23 44 Fabrice MIGUET

Total Time **21:52.710** Avg Speed **121.439** Behind **1:21.759**  
Best Time **3:36.091** Best Speed **123.300** On **3** Gp **b**

Lap	Elapsed Time	Lap Time	Lap Speed
1	3:45.490	3:45.490	116.168
2	7:23.621	3:38.131	122.147
3	10:59.712	3:36.091	123.300
4	14:35.902	3:36.190	123.243
5	18:12.671	3:36.769	122.914
6	21:52.710	3:40.039	121.087

#### 24 21 Alan CONNOR

Total Time **21:53.148** Avg Speed **121.399** Behind **1:22.197**  
Best Time **3:36.075** Best Speed **123.309** On **3** Gp **b**

Lap	Elapsed Time	Lap Time	Lap Speed
1	3:45.170	3:45.170	116.333
2	7:23.034	3:37.864	122.296
3	10:59.109	3:36.075	123.309
4	14:35.495	3:36.386	123.132
5	18:12.836	3:37.341	122.591
6	21:53.148	3:40.312	120.937



MCUI Ulster  
Centre Timing  
powered by  
e-Laps timing software

[www.elaps-timing.com](http://www.elaps-timing.com)



# ULSTER GRAND PRIX BIKE WEEK

## SUPERSTOCK

Race 1 - Lisburn City Council Superstock

Saturday, 11 August 2012

## DETAILED RESULT



### Race Classification

#### **25** 58 Paul CRANSTON

Total Time **22:11.185** Avg Speed **119.754** Behind **1:40.234**  
Best Time **3:40.631** Best Speed **120.763** On **3** Gp **b**

Lap	Elapsed Time	Lap Time	Lap Speed
1	3:44.392	3:44.392	116.736
2	7:26.208	3:41.816	120.117
3	11:06.839	3:40.631	120.763
4	14:48.422	3:41.583	120.244
5	18:29.359	3:40.937	120.595
6	22:11.185	3:41.826	120.112

#### **26** 22 Paul DUCKETT

Total Time **23:10.129** Avg Speed **114.676** Behind **2:39.178**  
Best Time **3:48.256** Best Speed **116.728** On **5** Gp **b**

Lap	Elapsed Time	Lap Time	Lap Speed
1	3:58.576	3:58.576	109.796
2	7:49.986	3:51.410	115.137
3	11:40.849	3:50.863	115.410
4	15:32.438	3:51.589	115.048
5	19:20.694	3:48.256	116.728
6	23:10.129	3:49.435	116.129

#### **27** 12 Robert McCRUM

Total Time **23:11.267** Avg Speed **114.582** Behind **2:40.316**  
Best Time **3:47.436** Best Speed **117.149** On **6** Gp **b**

Lap	Elapsed Time	Lap Time	Lap Speed
1	4:00.660	4:00.660	108.845
2	7:54.397	3:53.737	113.991
3	11:45.780	3:51.383	115.151
4	15:35.395	3:49.615	116.038
5	19:23.831	3:48.436	116.636
6	23:11.267	3:47.436	117.149

#### **28** 46 Andrew TAYLOR

Total Time **24:09.055** Avg Speed **110.013** Behind **3:38.104**  
Best Time **3:57.288** Best Speed **112.285** On **3** Gp **b**

Lap	Elapsed Time	Lap Time	Lap Speed
1	3:59.045	3:59.045	109.581
2	7:57.590	3:58.545	111.694
3	11:54.878	3:57.288	112.285
4	15:53.534	3:58.656	111.642
5	19:52.481	3:58.947	111.506
6	24:09.055	4:16.574	103.845

### Not Classified

### Not Classified

#### **DNF** 32 Neil GREGORY

Total Time **18:07.725** Avg Speed **122.063** Behind **1 Lap**  
Best Time **3:35.452** Best Speed **123.665** On **3** Gp **b**

Lap	Elapsed Time	Lap Time	Lap Speed
1	3:42.830	3:42.830	117.555
2	7:19.127	3:36.297	123.182
3	10:54.579	3:35.452	123.665
4	14:30.658	3:36.079	123.307
5	18:07.725	3:37.067	122.745

#### **DNF** 27 Daniel JANSEN

Total Time **18:40.828** Avg Speed **118.458** Behind **33.103**  
Best Time **3:41.182** Best Speed **120.462** On **5** Gp **b**

Lap	Elapsed Time	Lap Time	Lap Speed
1	3:50.849	3:50.849	113.471
2	7:35.785	3:44.936	118.451
3	11:18.086	3:42.301	119.855
4	14:59.646	3:41.560	120.256
5	18:40.828	3:41.182	120.462

#### **DNF** 16 John BURROWS

Total Time **14:46.679** Avg Speed **119.690** Behind **2 Laps**  
Best Time **3:36.234** Best Speed **123.218** On **3** Gp **b**

Lap	Elapsed Time	Lap Time	Lap Speed
1	3:41.322	3:41.322	118.356
2	7:17.983	3:36.661	122.975
3	10:54.217	3:36.234	123.218
4	14:46.679	3:52.462	114.616

#### **DNF** 6 William DUNLOP

Total Time **10:46.095** Avg Speed **123.020** Behind **3 Laps**  
Best Time **3:31.084** Best Speed **126.224** On **2** Gp **a**

Lap	Elapsed Time	Lap Time	Lap Speed
1	3:41.696	3:41.696	118.156
2	7:12.780	3:31.084	126.224
3	10:46.095	3:33.315	124.904

#### **DNF** 65 Michael SWEENEY

Total Time **7:35.065** Avg Speed **116.112** Behind **4 Laps**  
Best Time **3:51.443** Best Speed **115.121** On **2** Gp **a**

Lap	Elapsed Time	Lap Time	Lap Speed
1	3:43.622	3:43.622	117.138
2	7:35.065	3:51.443	115.121



MCUI Ulster  
Centre Timing  
powered by  
e-Laps timing software

www.elaps-timing.com





# ULSTER GRAND PRIX BIKE WEEK

## SUPERSTOCK

Race 1 - Lisburn City Council Superstock

Saturday, 11 August 2012

## DETAILED RESULT



### Not Classified

#### **DNF** 17 Dennis BOOTH

Total Time **7:36.913** Avg Speed **115.643** Behind **1.848**

Best Time **3:48.850** Best Speed **116.425** On **2** Gp **b**

Lap	Elapsed Time	Lap Time	Lap Speed
1	3:48.063	3:48.063	114.857
2	7:36.913	3:48.850	116.425

#### **DNF** 69 Dave WOOLAMS

Total Time **8:06.645** Avg Speed **108.577** Behind **31.580**

Best Time **4:08.767** Best Speed **107.104** On **2** Gp **b**

Lap	Elapsed Time	Lap Time	Lap Speed
1	3:57.878	3:57.878	110.118
2	8:06.645	4:08.767	107.104



MCUI Ulster  
Centre Timing  
powered by  
e-Laps timing software

[www.elaps-timing.com](http://www.elaps-timing.com)



# ULSTER GRAND PRIX BIKE WEEK

## SUPERSTOCK

### Race 1 - Lisburn City Council Superstock

## LAP CHART



1					2					3				
No	Name	G	Elapsed Time	Lap Time	No	Name	G	Elapsed Time	Lap Time	No	Name	G	Elapsed Time	Lap Time
1	Ian LOUGHER	a	3:29.286	3:29.286	7	Guy MARTIN	a	6:54.945	3:24.977	7	Guy MARTIN	a	10:21.147	3:26.202
7	Guy MARTIN	a	3:29.968	3:29.968	1	Ian LOUGHER	a	6:55.302	3:26.016	9	Michael DUNLOP	a	10:21.231	3:24.510
5	Bruce ANSTEY	a	3:30.229	3:30.229	5	Bruce ANSTEY	a	6:55.413	3:25.184	1	Ian LOUGHER	a	10:21.485	3:26.183
9	Michael DUNLOP	a	3:31.283	3:31.283	9	Michael DUNLOP	a	6:56.721	3:25.438	5	Bruce ANSTEY	a	10:21.729	3:26.316
57	Lee JOHNSTON	a	3:31.958	3:31.958	57	Lee JOHNSTON	a	6:58.650	3:26.692	10	Conor CUMMINS	a	10:25.062	3:25.838
2	Dan KNEEN	a	3:32.528	3:32.528	10	Conor CUMMINS	a	6:59.224	3:26.400	57	Lee JOHNSTON	a	10:25.883	3:27.233
10	Conor CUMMINS	a	3:32.824	3:32.824	2	Dan KNEEN	a	7:00.188	3:27.660	13	Adrian ARCHIBALD	a	10:27.749	3:27.208
13	Adrian ARCHIBALD	a	3:33.544	3:33.544	13	Adrian ARCHIBALD	a	7:00.541	3:26.997	2	Dan KNEEN	a	10:28.094	3:27.906
11	Rob BARBER	a	3:33.812	3:33.812	11	Rob BARBER	a	7:01.123	3:27.311	11	Rob BARBER	a	10:28.518	3:27.395
28	Jamie HAMILTON	a	3:36.271	3:36.271	15	Dean HARRISON	a	7:04.109	3:27.621	15	Dean HARRISON	a	10:31.032	3:26.923
56	Daniel COOPER	b	3:36.316	3:36.316	28	Jamie HAMILTON	a	7:06.794	3:30.523	28	Jamie HAMILTON	a	10:37.638	3:30.844
15	Dean HARRISON	a	3:36.488	3:36.488	56	Daniel COOPER	b	7:08.497	3:32.181	56	Daniel COOPER	b	10:39.698	3:31.201
66	Brian McCORMACK	b	3:37.747	3:37.747	66	Brian McCORMACK	b	7:09.265	3:31.518	66	Brian McCORMACK	b	10:39.833	3:30.568
71	Davy MORGAN	b	3:38.381	3:38.381	71	Davy MORGAN	b	7:11.132	3:32.751	71	Davy MORGAN	b	10:44.461	3:33.329
51	Dave HEWSON	b	3:40.904	3:40.904	6	William DUNLOP	a	7:12.780	3:31.084	6	William DUNLOP	a	10:46.095	3:33.315
16	John BURROWS	b	3:41.322	3:41.322	75	William DAVISON	a	7:15.701	3:34.102	75	William DAVISON	a	10:49.831	3:34.130
87	Alan BONNER	b	3:41.564	3:41.564	16	John BURROWS	b	7:17.983	3:36.661	30	Paul SHOESMITH	a	10:52.281	3:33.832
75	William DAVISON	a	3:41.599	3:41.599	30	Paul SHOESMITH	a	7:18.449	3:34.696	16	John BURROWS	b	10:54.217	3:36.234
6	William DUNLOP	a	3:41.696	3:41.696	51	Dave HEWSON	b	7:18.634	3:37.730	98	Paul OWEN	b	10:54.313	3:35.613
98	Paul OWEN	b	3:41.769	3:41.769	98	Paul OWEN	b	7:18.700	3:36.931	32	Neil GREGORY	b	10:54.579	3:35.452
32	Neil GREGORY	b	3:42.830	3:42.830	87	Alan BONNER	b	7:18.894	3:37.330	87	Alan BONNER	b	10:54.917	3:36.023
65	Michael SWEENEY	a	3:43.622	3:43.622	32	Neil GREGORY	b	7:19.127	3:36.297	60	Robert WILSON	a	10:55.431	3:34.545
30	Paul SHOESMITH	a	3:43.753	3:43.753	60	Robert WILSON	a	7:20.886	3:36.128	51	Dave HEWSON	b	10:56.101	3:37.467
58	Paul CRANSTON	b	3:44.392	3:44.392	53	Mark PARRETT	b	7:22.115	3:37.422	26	Stephen THOMPSON	a	10:57.002	3:28.559
53	Mark PARRETT	b	3:44.693	3:44.693	21	Alan CONNOR	b	7:23.034	3:37.864	53	Mark PARRETT	b	10:57.424	3:35.309
60	Robert WILSON	a	3:44.758	3:44.758	44	Fabrice MIGUET	b	7:23.621	3:38.131	21	Alan CONNOR	b	10:59.109	3:36.075
21	Alan CONNOR	b	3:45.170	3:45.170	58	Paul CRANSTON	b	7:26.208	3:41.816	44	Fabrice MIGUET	b	10:59.712	3:36.091
44	Fabrice MIGUET	b	3:45.490	3:45.490	26	Stephen THOMPSON	a	7:28.443	3:29.387	58	Paul CRANSTON	b	11:06.839	3:40.631
17	Dennis BOOTH	b	3:48.063	3:48.063	65	Michael SWEENEY	a	7:35.065	3:51.443	27	Daniel JANSEN	b	11:18.086	3:42.301
27	Daniel JANSEN	b	3:50.849	3:50.849	27	Daniel JANSEN	b	7:35.785	3:44.936	22	Paul DUCKETT	b	11:40.849	3:50.863
69	Dave WOOLAMS	b	3:57.878	3:57.878	17	Dennis BOOTH	b	7:36.913	3:48.850	12	Robert McCURUM	b	11:45.780	3:51.383
22	Paul DUCKETT	b	3:58.576	3:58.576	22	Paul DUCKETT	b	7:49.986	3:51.410	46	Andrew TAYLOR	b	11:54.878	3:57.288
46	Andrew TAYLOR	b	3:59.045	3:59.045	12	Robert McCURUM	b	7:54.397	3:53.737					
26	Stephen THOMPSON	a	3:59.056	3:59.056	46	Andrew TAYLOR	b	7:57.590	3:58.545					
12	Robert McCURUM	b	4:00.660	4:00.660	69	Dave WOOLAMS	b	8:06.645	4:08.767					

# ULSTER GRAND PRIX BIKE WEEK

## SUPERSTOCK

### Race 1 - Lisburn City Council Superstock

## LAP CHART

**4**

No	Name	G	Elapsed Time	Lap Time
9	Michael DUNLOP	a	13:44.732	3:23.501
1	Ian LOUGHER	a	13:45.311	3:23.826
7	Guy MARTIN	a	13:46.225	3:25.078
5	Bruce ANSTEY	a	13:46.358	3:24.629
10	Conor CUMMINS	a	13:51.902	3:26.840
57	Lee JOHNSTON	a	13:52.218	3:26.335
13	Adrian ARCHIBALD	a	13:54.427	3:26.678
2	Dan KNEEN	a	13:54.914	3:26.820
11	Rob BARBER	a	13:56.081	3:27.563
15	Dean HARRISON	a	13:56.888	3:25.856
28	Jamie HAMILTON	a	14:08.469	3:30.831
66	Brian McCORMACK	b	14:12.924	3:33.091
56	Daniel COOPER	b	14:13.466	3:33.768
71	Davy MORGAN	b	14:17.990	3:33.529
75	William DAVISON	a	14:23.345	3:33.514
30	Paul SHOESMITH	a	14:25.149	3:32.868
26	Stephen THOMPSON	a	14:25.466	3:28.464
60	Robert WILSON	a	14:28.243	3:32.812
98	Paul OWEN	b	14:29.255	3:34.942
87	Alan BONNER	b	14:29.727	3:34.810
32	Neil GREGORY	b	14:30.658	3:36.079
51	Dave HEWSON	b	14:31.902	3:35.801
53	Mark PARRETT	b	14:33.496	3:36.072
21	Alan CONNOR	b	14:35.495	3:36.386
44	Fabrice MIGUET	b	14:35.902	3:36.190
16	John BURROWS	b	14:46.679	3:52.462
58	Paul CRANSTON	b	14:48.422	3:41.583
27	Daniel JANSEN	b	14:59.646	3:41.560
22	Paul DUCKETT	b	15:32.438	3:51.589
12	Robert McCRUM	b	15:35.395	3:49.615
46	Andrew TAYLOR	b	15:53.534	3:58.656

**5**

No	Name	G	Elapsed Time	Lap Time
9	Michael DUNLOP	a	17:07.296	3:22.564
1	Ian LOUGHER	a	17:08.898	3:23.587
7	Guy MARTIN	a	17:10.826	3:24.601
5	Bruce ANSTEY	a	17:11.101	3:24.743
57	Lee JOHNSTON	a	17:18.795	3:26.577
10	Conor CUMMINS	a	17:19.274	3:27.372
2	Dan KNEEN	a	17:21.918	3:27.004
15	Dean HARRISON	a	17:22.040	3:25.152
13	Adrian ARCHIBALD	a	17:22.495	3:28.068
11	Rob BARBER	a	17:23.620	3:27.539
28	Jamie HAMILTON	a	17:39.621	3:31.152
56	Daniel COOPER	b	17:45.252	3:31.786
66	Brian McCORMACK	b	17:45.381	3:32.457
71	Davy MORGAN	b	17:51.552	3:33.562
26	Stephen THOMPSON	a	17:53.837	3:28.371
75	William DAVISON	a	17:56.634	3:33.289
30	Paul SHOESMITH	a	18:00.568	3:35.419
60	Robert WILSON	a	18:02.093	3:33.850
98	Paul OWEN	b	18:03.008	3:33.753
87	Alan BONNER	b	18:04.493	3:34.766
51	Dave HEWSON	b	18:07.366	3:35.464
32	Neil GREGORY	b	18:07.725	3:37.067
53	Mark PARRETT	b	18:08.854	3:35.358
44	Fabrice MIGUET	b	18:12.671	3:36.769
21	Alan CONNOR	b	18:12.836	3:37.341
58	Paul CRANSTON	b	18:29.359	3:40.937
27	Daniel JANSEN	b	18:40.828	3:41.182
22	Paul DUCKETT	b	19:20.694	3:48.256
12	Robert McCRUM	b	19:23.831	3:48.436
46	Andrew TAYLOR	b	19:52.481	3:58.947

**6**

No	Name	G	Elapsed Time	Lap Time
9	Michael DUNLOP	a	20:30.951	3:23.655
1	Ian LOUGHER	a	20:34.988	3:26.090
7	Guy MARTIN	a	20:36.272	3:25.446
5	Bruce ANSTEY	a	20:36.365	3:25.264
10	Conor CUMMINS	a	20:46.761	3:27.487
57	Lee JOHNSTON	a	20:47.396	3:28.601
15	Dean HARRISON	a	20:47.647	3:25.607
2	Dan KNEEN	a	20:49.229	3:27.311
13	Adrian ARCHIBALD	a	20:51.045	3:28.550
11	Rob BARBER	a	20:51.385	3:27.765
28	Jamie HAMILTON	a	21:11.954	3:32.333
56	Daniel COOPER	b	21:17.413	3:32.161
66	Brian McCORMACK	b	21:17.588	3:32.207
26	Stephen THOMPSON	a	21:22.730	3:28.893
71	Davy MORGAN	b	21:26.962	3:35.410
75	William DAVISON	a	21:29.930	3:33.296
30	Paul SHOESMITH	a	21:35.352	3:34.784
60	Robert WILSON	a	21:35.910	3:33.817
98	Paul OWEN	b	21:38.883	3:35.875
87	Alan BONNER	b	21:41.293	3:36.800
51	Dave HEWSON	b	21:43.135	3:35.769
53	Mark PARRETT	b	21:48.613	3:39.759
44	Fabrice MIGUET	b	21:52.710	3:40.039
21	Alan CONNOR	b	21:53.148	3:40.312
58	Paul CRANSTON	b	22:11.185	3:41.826
22	Paul DUCKETT	b	23:10.129	3:49.435
12	Robert McCRUM	b	23:11.267	3:47.436
46	Andrew TAYLOR	b	24:09.055	4:16.574