

Around A Pound

TANDRAGEE 100

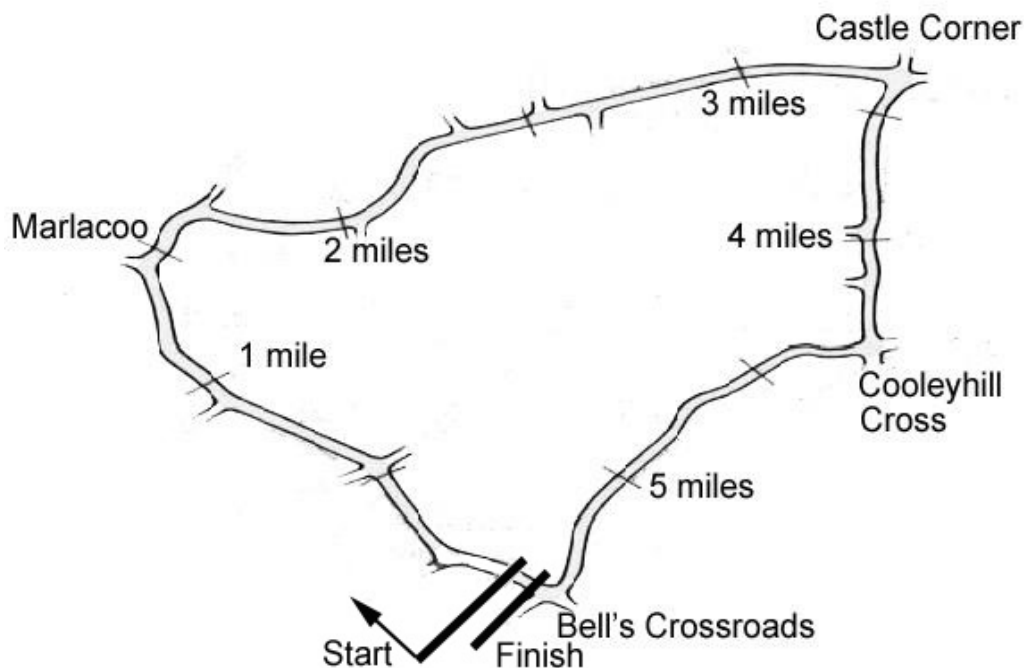
Friday 4th & Saturday 5th May 2012

promoted by North Armagh MC & CC
www.tandragee100.co.uk

**THE PEOPLES' OPEN
&
AROUND a POUND TANDRAGEE 100 OPEN**



Tandragee Circuit 5.34375 miles



LAP RECORDS

Class	Rider	Machine	m	s	mph	Year
125cc	Robert Dunlop	Honda	3	19.38	96.487	1999
Moto 450	Ryan Farquhar	Kawasaki 450	3	24.835	93.917	2011
250cc	Phillip McCallen	Honda	3	10.0	101.25	1991
Supersport 400	Dave Leach	Yamaha	3	20.0	96.19	1995
Supertwins	Adrian Archibald	Kawasaki 650	3	10.196	101.146	2011
Supersport	Michael Dunlop	Yamaha	2	57.522	108.367	2011
Superbike	Michael Dunlop	Kawasaki	2	56.012	109.297	2011
Senior Support	Victor Gilmore	Kawasaki 750	3	14.29	99.014	1999
Junior Support	Michael Dunlop	Yamaha 250	3	20.909	95.752	2006
Classic 1000cc	Stewart Parkhill	BSA 750	3	29.69	91.74	1996
Classic 500cc	Bob Jackson	Norton	3	27.03	92.921	1998
Classic 350cc	Colin Rodgers	Honda	3	38.59	88.007	1999
Classic 250cc	Gary Long	Suzuki	3	42.23	86.566	1997

MOST WINS at TANDRAGEE 100

Joey Dunlop	18	1971 - 00
Brian Reid	14	1980 - 94
Ray McCullough	10	1971 - 82
Phillip McCallen	9	1988 - 99
Ryan Farquhar	9	1996 - 11
Sam McClements	8	1981 - 89
Robert Dunlop	7	1985 - 06
Michael Dunlop	7	2006 - 11

ALL TIME IRISH ROAD RACE WINNERS (after Cookstown 100 2012)

Most Wins at All Irish Road Race Meetings

1.	Ryan Farquhar	177	1995 - 11
2.	Joey Dunlop	156	1971 - 00
3.	Robert Dunlop	135	1980 - 08
4.	Ray McCullough	109	1960 - 82
	Phillip McCallen	109	1987 - 99
6.	Brian Reid	78	1980 - 94
7.	Darran Lindsay	75	1999 - 06
8.	William Dunlop	69	2005 - 12
9.	James Courtney	66	1992 - 99
10.	Adrian Archibald	64	1994 - 06

AROUND A POUND TANDRAGEE 100

SUPERBIKE

Controlled Practice


Friday, 04 May 2012



Pos	Class	No	Name	Machine / Sponsor	----- Best Lap -----			On	Laps
					Time	Behind	Speed		
Qualifying Classification									
1	SBKR	31	Shaun ANDERSON	Suzuki - Team GAS Racing	3:36.397		88.899	5	5
2	SBKR	136	Jamie COWARD	Suzuki 600	3:43.648	7.251	86.017	5	5
3	SBKR	86	Derek McGEE	Yamaha 600	3:45.287	8.890	85.391	5	5
4	SBKR	22	Stephen McLVENNA	Yamaha 600	3:47.955	11.558	84.392	5	5
5	SBKR	63	David MULLIGAN	Yamaha 600	3:50.890	14.493	83.319	4	5
6	SBKR	42	Rob BARBER	BMW	3:52.319	15.922	82.806	4	5
7	SBKR	93	Paul CRANSTON	Honda - P & J Fuel Haulage	3:52.603	16.206	82.705	4	5
8	SBKR	36	Michael PEARSON	Honda - MPRSC/Richard Rawson	3:52.832	16.435	82.624	4	5
9	SBKR	9	Wayne KIRWAN	Honda - MRP Racing	3:52.985	16.588	82.570	5	5
10	SBKR	21	Alan CONNOR	Suzuki - Connor Racing	3:53.266	16.869	82.470	3	5
11	SBKR	96	Andy FARRELL	Yamaha - Farrelly Racing	3:53.832	17.435	82.271	3	5
12	SBKR	28	Paul GARTLAND	Suzuki - Team GAS Racing	3:56.950	20.553	81.188	5	5
13	SBKR	117	Gary MILLER	Suzuki 600	3:57.070	20.673	81.147	5	5
14	SBKR	19	Dave HEWSON	Kawasaki	3:57.708	21.311	80.929	5	5
15	SBKR	2	Brian MATEER	Yamaha 250	3:59.147	22.750	80.442	4	5
16	SBKR	56	Noel PATTERSON	Yamaha	3:59.361	22.964	80.370	4	5
17	SBKR	54	Corran SMYTH	Suzuki - Team GAS Racing	3:59.430	23.033	80.347	4	5
18	SBKR	44	Jamie HAMILTON	Kawasaki - KMR Kawasaki	4:00.342	23.945	80.042	3	4
19	SBKR	5	Paul LENNON	Honda	4:00.846	24.449	79.875	5	5
20	SBKR	26	Dennis BOOTH	Suzuki	4:02.669	26.272	79.275	5	5
21	SBKR	97	Seamus ELLIOTT	Honda - Logan Racing	4:03.842	27.445	78.893	5	5
22	SBKR	55	Eric WILSON	Yamaha	4:07.403	31.006	77.758	4	5
23	SBKR	64	Stephen McKNIGHT	Yamaha 600	4:08.644	32.247	77.370	2	5
24	SBKR	103	Reuben McPHEE	Yamaha 600 - N.J.T. Racing	4:11.693	35.296	76.432	4	5
25	SBKR	150	William DAVISON	Honda 600 - Hill Contracts	4:15.478	39.081	75.300	5	5
26	SBKR	61	Dario CECCONI	Honda 600	4:20.170	43.773	73.942	2	5
27	SBKR	57	Adrian LOGUE	Suzuki 750	4:29.215	52.818	71.458	4	5

Provisional result to be confirmed by the Stewards of the Meeting subject to completion of technical inspections & the time limit for protests

Page 1 / 1

Circuit	Tandragee	Signed		Organising Club	North Armagh MC&CC
Length(miles)	5.3438 Lap 1 (5.2368)		Chief Timekeeper	Qualifying Started	15:49
Weather	Cloudy	Issued At:	17:16		
Track	Wet				



MCUI Ulster
Centre Timing
powered by
e-Laps timing software

www.elaps-timing.com



AROUND A POUND TANDRAGEE 100

SUPERBIKE

Controlled Practice

Friday, 04 May 2012

DETAILED RESULT



Qualifying Classification

Position

1 31 Shaun ANDERSON

Behind

Best Time **3:36.397** Best Speed **88.899** On **5** Gp **a**

Lap	Elapsed Time	Lap Time	Lap Speed
1	7:32.720	7:32.720	41.642
2	11:52.645	4:19.925	74.012
3	15:39.636	3:46.991	84.750
4	19:21.649	3:42.013	86.650
5	22:58.046	3:36.397	88.899

2 136 Jamie COWARD

Behind **7.251**

Best Time **3:43.648** Best Speed **86.017** On **5** Gp **a**

Lap	Elapsed Time	Lap Time	Lap Speed
1	6:56.873	6:56.873	45.223
2	10:56.962	4:00.089	80.127
3	14:51.008	3:54.046	82.195
4	18:43.343	3:52.335	82.801
5	22:26.991	3:43.648	86.017

3 86 Derek McGEE

Behind **8.890**

Best Time **3:45.287** Best Speed **85.391** On **5** Gp **a**

Lap	Elapsed Time	Lap Time	Lap Speed
1	7:21.528	7:21.528	42.698
2	11:26.730	4:05.202	78.456
3	15:26.379	3:59.649	80.274
4	19:19.639	3:53.260	82.472
5	23:04.926	3:45.287	85.391

4 22 Stephen McILVENNA

Behind **11.558**

Best Time **3:47.955** Best Speed **84.392** On **5** Gp **a**

Lap	Elapsed Time	Lap Time	Lap Speed
1	7:24.382	7:24.382	42.424
2	11:32.639	4:08.257	77.490
3	15:38.284	4:05.645	78.314
4	19:31.967	3:53.683	82.323
5	23:19.922	3:47.955	84.392

Qualifying Classification

Position

5 63 David MULLIGAN

Behind **14.493**

Best Time **3:50.890** Best Speed **83.319** On **4** Gp **a**

Lap	Elapsed Time	Lap Time	Lap Speed
1	6:40.652	6:40.652	47.054
2	10:38.842	3:58.190	80.765
3	14:32.644	3:53.802	82.281
4	18:23.534	3:50.890	83.319
5	22:18.070	3:54.536	82.024

6 42 Rob BARBER

Behind **15.922**

Best Time **3:52.319** Best Speed **82.806** On **4** Gp **a**

Lap	Elapsed Time	Lap Time	Lap Speed
1	6:54.861	6:54.861	45.442
2	10:56.511	4:01.650	79.609
3	14:50.742	3:54.231	82.130
4	18:43.061	3:52.319	82.806
5	22:36.442	3:53.381	82.430

7 93 Paul CRANSTON

Behind **16.206**

Best Time **3:52.603** Best Speed **82.705** On **4** Gp **a**

Lap	Elapsed Time	Lap Time	Lap Speed
1	6:37.696	6:37.696	47.404
2	10:36.520	3:58.824	80.551
3	14:29.790	3:53.270	82.469
4	18:22.393	3:52.603	82.705
5	22:16.756	3:54.363	82.084

8 36 Michael PEARSON

Behind **16.435**

Best Time **3:52.832** Best Speed **82.624** On **4** Gp **a**

Lap	Elapsed Time	Lap Time	Lap Speed
1	7:07.661	7:07.661	44.082
2	11:09.737	4:02.076	79.469
3	15:08.726	3:58.989	80.495
4	19:01.558	3:52.832	82.624
5	22:54.994	3:53.436	82.410

AROUND A POUND TANDRAGEE 100

SUPERBIKE

Controlled Practice

Friday, 04 May 2012

DETAILED RESULT



Qualifying Classification

Position

9 9 Wayne KIRWAN

Behind 16.588

Best Time 3:52.985 Best Speed 82.570 On 5 Gp a

Lap	Elapsed Time	Lap Time	Lap Speed
1	7:26.070	7:26.070	42.263
2	11:28.884	4:02.814	79.227
3	15:31.217	4:02.333	79.385
4	19:26.290	3:55.073	81.836
5	23:19.275	3:52.985	82.570

10 21 Alan CONNOR

Behind 16.869

Best Time 3:53.266 Best Speed 82.470 On 3 Gp a

Lap	Elapsed Time	Lap Time	Lap Speed
1	6:55.490	6:55.490	45.374
2	10:59.324	4:03.834	78.896
3	14:52.590	3:53.266	82.470
4	18:51.661	3:59.071	80.468
5	22:56.806	4:05.145	78.474

11 96 Andy FARRELL

Behind 17.435

Best Time 3:53.832 Best Speed 82.271 On 3 Gp a

Lap	Elapsed Time	Lap Time	Lap Speed
1	6:40.888	6:40.888	47.026
2	10:38.263	3:57.375	81.043
3	14:32.095	3:53.832	82.271
4	18:37.043	4:04.948	78.537
5	23:10.903	4:33.860	70.246

12 28 Paul GARTLAND

Behind 20.553

Best Time 3:56.950 Best Speed 81.188 On 5 Gp a

Lap	Elapsed Time	Lap Time	Lap Speed
1	7:27.957	7:27.957	42.085
2	11:45.758	4:17.801	74.622
3	15:52.037	4:06.279	78.113
4	19:55.196	4:03.159	79.115
5	23:52.146	3:56.950	81.188

Qualifying Classification

Position

13 117 Gary MILLER

Behind 20.673

Best Time 3:57.070 Best Speed 81.147 On 5 Gp a

Lap	Elapsed Time	Lap Time	Lap Speed
1	6:56.452	6:56.452	45.269
2	11:02.519	4:06.067	78.180
3	15:07.893	4:05.374	78.401
4	19:07.081	3:59.188	80.428
5	23:04.151	3:57.070	81.147

14 19 Dave HEWSON

Behind 21.311

Best Time 3:57.708 Best Speed 80.929 On 5 Gp a

Lap	Elapsed Time	Lap Time	Lap Speed
1	7:10.290	7:10.290	43.813
2	11:20.349	4:10.059	76.932
3	15:25.704	4:05.355	78.407
4	19:29.940	4:04.236	78.766
5	23:27.648	3:57.708	80.929

15 2 Brian MATEER

Behind 22.750

Best Time 3:59.147 Best Speed 80.442 On 4 Gp a

Lap	Elapsed Time	Lap Time	Lap Speed
1	7:31.273	7:31.273	41.776
2	11:57.735	4:26.462	72.196
3	16:11.722	4:13.987	75.742
4	20:10.869	3:59.147	80.442
5	24:12.553	4:01.684	79.598

16 56 Noel PATTERSON

Behind 22.964

Best Time 3:59.361 Best Speed 80.370 On 4 Gp a

Lap	Elapsed Time	Lap Time	Lap Speed
1	7:29.398	7:29.398	41.950
2	11:55.832	4:26.434	72.204
3	16:05.413	4:09.581	77.079
4	20:04.774	3:59.361	80.370
5	24:08.408	4:03.634	78.961

AROUND A POUND TANDRAGEE 100

SUPERBIKE

Controlled Practice

Friday, 04 May 2012

DETAILED RESULT



Qualifying Classification

Position

17 54 Corran SMYTH

Behind 23.033

Best Time 3:59.430 Best Speed 80.347 On 4 Gp a

Lap	Elapsed Time	Lap Time	Lap Speed
1	7:33.940	7:33.940	41.530
2	11:56.652	4:22.712	73.227
3	16:05.150	4:08.498	77.415
4	20:04.580	3:59.430	80.347
5	24:07.837	4:03.257	79.083

18 44 Jamie HAMILTON

Behind 23.945

Best Time 4:00.342 Best Speed 80.042 On 3 Gp a

Lap	Elapsed Time	Lap Time	Lap Speed
1	7:21.102	7:21.102	42.739
2	11:26.312	4:05.210	78.453
3	15:26.654	4:00.342	80.042
4	19:27.002	4:00.348	80.040

19 5 Paul LENNON

Behind 24.449

Best Time 4:00.846 Best Speed 79.875 On 5 Gp a

Lap	Elapsed Time	Lap Time	Lap Speed
1	7:31.696	7:31.696	41.737
2	11:54.611	4:22.915	73.170
3	16:07.767	4:13.156	75.991
4	20:09.502	4:01.735	79.581
5	24:10.348	4:00.846	79.875

20 26 Dennis BOOTH

Behind 26.272

Best Time 4:02.669 Best Speed 79.275 On 5 Gp a

Lap	Elapsed Time	Lap Time	Lap Speed
1	7:25.286	7:25.286	42.338
2	11:36.054	4:10.768	76.714
3	15:41.539	4:05.485	78.365
4	19:45.328	4:03.789	78.910
5	23:47.997	4:02.669	79.275

Qualifying Classification

Position

21 97 Seamus ELLIOTT

Behind 27.445

Best Time 4:03.842 Best Speed 78.893 On 5 Gp a

Lap	Elapsed Time	Lap Time	Lap Speed
1	7:43.911	7:43.911	40.638
2	12:02.374	4:18.463	74.430
3	16:26.517	4:24.143	72.830
4	20:37.597	4:11.080	76.619
5	24:41.439	4:03.842	78.893

22 55 Eric WILSON

Behind 31.006

Best Time 4:07.403 Best Speed 77.758 On 4 Gp a

Lap	Elapsed Time	Lap Time	Lap Speed
1	7:09.315	7:09.315	43.913
2	11:23.866	4:14.551	75.574
3	15:36.894	4:13.028	76.029
4	19:44.297	4:07.403	77.758
5	23:53.396	4:09.099	77.228

23 64 Stephen McKNIGHT

Behind 32.247

Best Time 4:08.644 Best Speed 77.370 On 2 Gp a

Lap	Elapsed Time	Lap Time	Lap Speed
1	7:16.072	7:16.072	43.232
2	11:24.716	4:08.644	77.370
3	15:40.631	4:15.915	75.171
4	19:51.228	4:10.597	76.767
5	24:11.378	4:20.150	73.948

24 103 Reuben McPHEE

Behind 35.296

Best Time 4:11.693 Best Speed 76.432 On 4 Gp a

Lap	Elapsed Time	Lap Time	Lap Speed
1	7:44.683	7:44.683	40.570
2	12:05.018	4:20.335	73.895
3	16:27.113	4:22.095	73.399
4	20:38.806	4:11.693	76.432
5	24:51.628	4:12.822	76.091

AROUND A POUND TANDRAGEE 100

SUPERBIKE

Controlled Practice

Friday, 04 May 2012

DETAILED RESULT



Qualifying Classification

Position

25 150 William DAVISON

Behind 39.081

Best Time 4:15.478 Best Speed 75.300 On 5 Gp a

Lap	Elapsed Time	Lap Time	Lap Speed
1	7:19.735	7:19.735	42.872
2	11:47.929	4:28.194	71.730
3	16:13.880	4:25.951	72.335
4	20:35.168	4:21.288	73.626
5	24:50.646	4:15.478	75.300

26 61 Dario CECCONI

Behind 43.773

Best Time 4:20.170 Best Speed 73.942 On 2 Gp a

Lap	Elapsed Time	Lap Time	Lap Speed
1	7:55.191	7:55.191	39.673
2	12:15.361	4:20.170	73.942
3	16:36.834	4:21.473	73.574
4	20:57.832	4:20.998	73.707
5	25:31.218	4:33.386	70.368

27 57 Adrian LOGUE

Behind 52.818

Best Time 4:29.215 Best Speed 71.458 On 4 Gp a

Lap	Elapsed Time	Lap Time	Lap Speed
1	7:19.042	7:19.042	42.940
2	11:55.441	4:36.399	69.600
3	16:27.994	4:32.553	70.583
4	20:57.209	4:29.215	71.458
5	25:29.708	4:32.499	70.597

AROUND A POUND TANDRAGEE 100

SUPERBIKE

Free Practice


Saturday, 05 May 2012



Pos	Class	No	Name	Machine / Sponsor	----- Best Lap -----			On	Laps
					Time	Behind	Speed		
1	SBKR	77	Ryan FARQUHAR	Kawasaki - KMR Kawasaki	3:07.209		102.759	3	3
2	SBKR	16	John BURROWS	Suzuki - Cookstown BE Racing	3:09.427	2.218	101.556	3	3
3	SBKR	82	Derek SHEILS	Honda - Amigos	3:11.923	4.714	100.236	3	3
4	SBKR	13	Adrian ARCHIBALD	Kawasaki - AMA Racing	3:14.134	6.925	99.094	2	3
5	SBKR	36	Michael PEARSON	Honda - MPRSC/Richard Rawson	3:14.869	7.660	98.720	3	3
6	SBKR	86	Derek McGEE	Yamaha 600	3:14.952	7.743	98.678	3	3
7	SBKR	31	Shaun ANDERSON	Suzuki - Team GAS Racing	3:16.528	9.319	97.887	3	3
8	SBKR	3	Michael DUNLOP	Honda - Hunts/McAdoo Racing	3:19.273	12.064	96.538	2	2
9	SBKR	35	Trevor FERGUSON	Suzuki 750	3:20.427	13.218	95.983	2	3
10	SBKR	9	Wayne KIRWAN	Honda - MRP Racing	3:21.480	14.271	95.481	2	2
11	SBKR	93	Paul CRANSTON	Honda - P & J Fuel Haulage	3:22.403	15.194	95.046	3	3
12	SBKR	42	Rob BARBER	BMW	3:22.737	15.528	94.889	2	3
13	SBKR	71	Davy MORGAN	Suzuki - Strangford Holiday Park	3:24.134	16.925	94.240	3	3
14	SBKR	150	William DAVISON	Honda 600 - Hill Contracts	3:24.138	16.929	94.238	3	3
15	SBKR	44	Jamie HAMILTON	Kawasaki - KMR Kawasaki	3:25.040	17.831	93.823	2	2
16	SBKR	28	Paul GARTLAND	Suzuki - Team GAS Racing	3:25.261	18.052	93.722	3	3
17	SBKR	19	Dave HEWSON	Kawasaki	3:25.369	18.160	93.673	3	3
18	SBKR	64	Stephen McKNIGHT	Yamaha 600	3:25.530	18.321	93.599	3	3
19	SBKR	26	Dennis BOOTH	Suzuki	3:25.646	18.437	93.547	3	3
20	SBKR	21	Alan CONNOR	Suzuki - Connor Racing	3:26.378	19.169	93.215	2	3
21	SBKR	27	James McCANN	Yamaha 600 - Dixons Contractors	3:26.943	19.734	92.960	3	3
22	SBKR	117	Gary MILLER	Suzuki 600	3:32.336	25.127	90.599	3	3
23	SBKR	65	Michael SWEENEY	BMW - MJR Racing	3:32.778	25.569	90.411	2	3
24	SBKR	55	Eric WILSON	Yamaha	3:33.512	26.303	90.100	3	3
25	SBKR	54	Corran SMYTH	Suzuki - Team GAS Racing	3:33.654	26.445	90.040	3	3
26	SBKR	103	Reuben McPHEE	Yamaha 600 - N.J.T. Racing	3:34.109	26.900	89.849	2	2
27	SBKR	56	Noel PATTERSON	Yamaha	3:36.227	29.018	88.969	3	3
28	SBKR	61	Dario CECCONI	Honda 600	3:55.908	48.699	81.547	2	2
29	SBKR	96	Andy FARRELL	Yamaha - Farrelly Racing	4:04.428	57.219	78.704	1	1

Provisional result to be confirmed by the Stewards of the Meeting subject to completion of technical inspections & the time limit for protests

Page 1 / 1

Circuit	Tandragee	Signed		Organising Club	North Armagh MC&CC
Length(miles)	5.3438 Lap 1 (5.2368)		Chief Timekeeper	Qualifying Started	10:37
Weather	Cloudy	Issued At:	10:53		
Track	Dry				

AROUND A POUND TANDRAGEE 100

SUPERBIKE

Free Practice

Saturday, 05 May 2012

DETAILED RESULT



Qualifying Classification

Position

1 77 Ryan FARQUHAR

Behind

Best Time **3:07.209** Best Speed **102.759** On **3** Gp **a**

Lap	Elapsed Time	Lap Time	Lap Speed
1	3:31.668	3:31.668	89.065
2	6:39.304	3:07.636	102.526
3	9:46.513	3:07.209	102.759

2 16 John BURROWS

Behind **2.218**

Best Time **3:09.427** Best Speed **101.556** On **3** Gp **a**

Lap	Elapsed Time	Lap Time	Lap Speed
1	3:56.882	3:56.882	79.585
2	7:12.723	3:15.841	98.230
3	10:22.150	3:09.427	101.556

3 82 Derek SHEILS

Behind **4.714**

Best Time **3:11.923** Best Speed **100.236** On **3** Gp **a**

Lap	Elapsed Time	Lap Time	Lap Speed
1	4:25.748	4:25.748	70.941
2	7:42.750	3:17.002	97.651
3	10:54.673	3:11.923	100.236

4 13 Adrian ARCHIBALD

Behind **6.925**

Best Time **3:14.134** Best Speed **99.094** On **2** Gp **a**

Lap	Elapsed Time	Lap Time	Lap Speed
1	3:58.902	3:58.902	78.912
2	7:13.036	3:14.134	99.094
3	10:33.993	3:20.957	95.729

5 36 Michael PEARSON

Behind **7.660**

Best Time **3:14.869** Best Speed **98.720** On **3** Gp **a**

Lap	Elapsed Time	Lap Time	Lap Speed
1	3:51.620	3:51.620	81.393
2	7:10.859	3:19.239	96.555
3	10:25.728	3:14.869	98.720

Qualifying Classification

Position

6 86 Derek McGEE

Behind **7.743**

Best Time **3:14.952** Best Speed **98.678** On **3** Gp **a**

Lap	Elapsed Time	Lap Time	Lap Speed
1	3:53.470	3:53.470	80.748
2	7:11.494	3:18.024	97.147
3	10:26.446	3:14.952	98.678

7 31 Shaun ANDERSON

Behind **9.319**

Best Time **3:16.528** Best Speed **97.887** On **3** Gp **a**

Lap	Elapsed Time	Lap Time	Lap Speed
1	4:29.211	4:29.211	70.028
2	7:48.296	3:19.085	96.630
3	11:04.824	3:16.528	97.887

8 3 Michael DUNLOP

Behind **12.064**

Best Time **3:19.273** Best Speed **96.538** On **2** Gp **a**

Lap	Elapsed Time	Lap Time	Lap Speed
1	4:40.901	4:40.901	67.114
2	8:00.174	3:19.273	96.538

9 35 Trevor FERGUSON

Behind **13.218**

Best Time **3:20.427** Best Speed **95.983** On **2** Gp **a**

Lap	Elapsed Time	Lap Time	Lap Speed
1	4:04.035	4:04.035	77.252
2	7:24.462	3:20.427	95.983
3	10:47.577	3:23.115	94.712

10 9 Wayne KIRWAN

Behind **14.271**

Best Time **3:21.480** Best Speed **95.481** On **2** Gp **a**

Lap	Elapsed Time	Lap Time	Lap Speed
1	4:10.080	4:10.080	75.385
2	7:31.560	3:21.480	95.481

AROUND A POUND TANDRAGEE 100

SUPERBIKE

Free Practice

Saturday, 05 May 2012

DETAILED RESULT



Qualifying Classification

Position

11 93 Paul CRANSTON

Behind 15.194

Best Time 3:22.403 Best Speed 95.046 On 3 Gp a

Lap	Elapsed Time	Lap Time	Lap Speed
1	4:12.412	4:12.412	74.689
2	7:38.115	3:25.703	93.521
3	11:00.518	3:22.403	95.046

12 42 Rob BARBER

Behind 15.528

Best Time 3:22.737 Best Speed 94.889 On 2 Gp a

Lap	Elapsed Time	Lap Time	Lap Speed
1	3:53.125	3:53.125	80.868
2	7:15.862	3:22.737	94.889
3	10:43.026	3:27.164	92.861

13 71 Davy MORGAN

Behind 16.925

Best Time 3:24.134 Best Speed 94.240 On 3 Gp a

Lap	Elapsed Time	Lap Time	Lap Speed
1	4:27.845	4:27.845	70.385
2	7:54.156	3:26.311	93.245
3	11:18.290	3:24.134	94.240

14 150 William DAVISON

Behind 16.929

Best Time 3:24.138 Best Speed 94.238 On 3 Gp a

Lap	Elapsed Time	Lap Time	Lap Speed
1	4:11.149	4:11.149	75.064
2	7:37.284	3:26.135	93.325
3	11:01.422	3:24.138	94.238

15 44 Jamie HAMILTON

Behind 17.831

Best Time 3:25.040 Best Speed 93.823 On 2 Gp a

Lap	Elapsed Time	Lap Time	Lap Speed
1	6:26.007	6:26.007	48.839
2	9:51.047	3:25.040	93.823

Qualifying Classification

Position

16 28 Paul GARTLAND

Behind 18.052

Best Time 3:25.261 Best Speed 93.722 On 3 Gp a

Lap	Elapsed Time	Lap Time	Lap Speed
1	4:16.667	4:16.667	73.450
2	7:47.377	3:30.710	91.298
3	11:12.638	3:25.261	93.722

17 19 Dave HEWSON

Behind 18.160

Best Time 3:25.369 Best Speed 93.673 On 3 Gp a

Lap	Elapsed Time	Lap Time	Lap Speed
1	3:56.481	3:56.481	79.720
2	8:09.478	4:12.997	76.038
3	11:34.847	3:25.369	93.673

18 64 Stephen McKNIGHT

Behind 18.321

Best Time 3:25.530 Best Speed 93.599 On 3 Gp a

Lap	Elapsed Time	Lap Time	Lap Speed
1	4:12.017	4:12.017	74.806
2	7:42.085	3:30.068	91.577
3	11:07.615	3:25.530	93.599

19 26 Dennis BOOTH

Behind 18.437

Best Time 3:25.646 Best Speed 93.547 On 3 Gp a

Lap	Elapsed Time	Lap Time	Lap Speed
1	4:11.225	4:11.225	75.041
2	7:42.400	3:31.175	91.097
3	11:08.046	3:25.646	93.547

20 21 Alan CONNOR

Behind 19.169

Best Time 3:26.378 Best Speed 93.215 On 2 Gp a

Lap	Elapsed Time	Lap Time	Lap Speed
1	4:10.758	4:10.758	75.181
2	7:37.136	3:26.378	93.215
3	11:04.461	3:27.325	92.789

AROUND A POUND TANDRAGEE 100

SUPERBIKE

Free Practice

Saturday, 05 May 2012

DETAILED RESULT



Qualifying Classification

Position

21 27 James McCANN

Behind 19.734

Best Time **3:26.943** Best Speed **92.960** On 3 Gp a

Lap	Elapsed Time	Lap Time	Lap Speed
1	4:32.058	4:32.058	69.295
2	8:06.761	3:34.703	89.601
3	11:33.704	3:26.943	92.960

22 117 Gary MILLER

Behind 25.127

Best Time **3:32.336** Best Speed **90.599** On 3 Gp a

Lap	Elapsed Time	Lap Time	Lap Speed
1	4:29.825	4:29.825	69.869
2	8:07.092	3:37.267	88.543
3	11:39.428	3:32.336	90.599

23 65 Michael SWEENEY

Behind 25.569

Best Time **3:32.778** Best Speed **90.411** On 2 Gp a

Lap	Elapsed Time	Lap Time	Lap Speed
1	5:01.426	5:01.426	62.544
2	8:34.204	3:32.778	90.411
3	12:07.935	3:33.731	90.008

24 55 Eric WILSON

Behind 26.303

Best Time **3:33.512** Best Speed **90.100** On 3 Gp a

Lap	Elapsed Time	Lap Time	Lap Speed
1	4:10.366	4:10.366	75.299
2	7:46.854	3:36.488	88.862
3	11:20.366	3:33.512	90.100

25 54 Corran SMYTH

Behind 26.445

Best Time **3:33.654** Best Speed **90.040** On 3 Gp a

Lap	Elapsed Time	Lap Time	Lap Speed
1	4:31.466	4:31.466	69.446
2	8:10.269	3:38.803	87.922
3	11:43.923	3:33.654	90.040

Qualifying Classification

Position

26 103 Reuben McPHEE

Behind 26.900

Best Time **3:34.109** Best Speed **89.849** On 2 Gp a

Lap	Elapsed Time	Lap Time	Lap Speed
1	4:21.781	4:21.781	72.016
2	7:55.890	3:34.109	89.849

27 56 Noel PATTERSON

Behind 29.018

Best Time **3:36.227** Best Speed **88.969** On 3 Gp a

Lap	Elapsed Time	Lap Time	Lap Speed
1	4:50.312	4:50.312	64.938
2	8:28.551	3:38.239	88.149
3	12:04.778	3:36.227	88.969

28 61 Dario CECCONI

Behind 48.699

Best Time **3:55.908** Best Speed **81.547** On 2 Gp a

Lap	Elapsed Time	Lap Time	Lap Speed
1	4:46.170	4:46.170	65.878
2	8:42.078	3:55.908	81.547

29 96 Andy FARRELL

Behind 57.219

Best Time **4:04.428** Best Speed **78.704** On 1 Gp a

Lap	Elapsed Time	Lap Time	Lap Speed
1	4:04.428	4:04.428	77.128

AROUND A POUND TANDRAGEE 100

SUPERBIKE

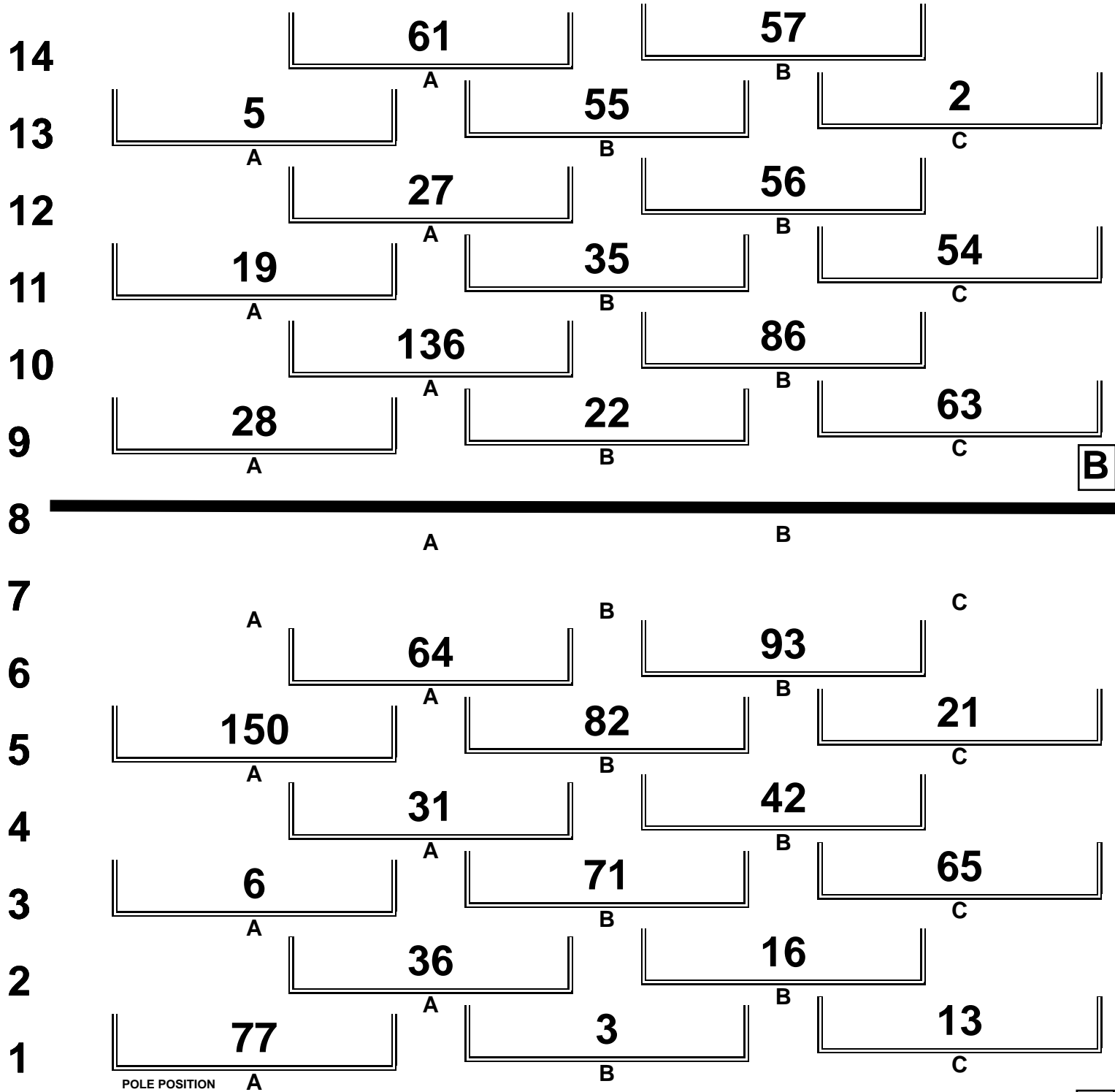
Tandragee 5.344 Miles

R1: The Peoples' Open

05/05/2012 11:00

Race (6 Laps)

Race 1 - SUPERBIKE



POLE POSITION



AROUND A POUND TANDRAGEE 100

SUPERBIKE

Tandragee 5.344 Miles

R8: Around a Pound Tandragee 100

05/05/2012 16:15


Race (7 Laps)

RACE 8 - TANDRAGEE 100 SUPERBIKE

14		61		
13	55	A	117	103
12		27		56
11	86	A	35	54
10		28		19
9	93	A	26	97
8				
7	21	A	64	
6		82		96
5	42	A	9	150
4		65		31
3	6	A	71	44
2		36		16
1	77	A	3	13

POLE POSITION A

A



AROUND A POUND TANDRAGEE 100

SUPERBIKE

Race 1 - The Peoples' Open

Saturday, 05 May 2012



Pos	Class	No	Name	Machine / Sponsor	Gp	Laps	Total Time	Behind	Speed	-----Best Lap-----	
										Time	Speed

Race Classification

1	SBKR	77	Ryan FARQUHAR	Kawasaki - KMR Kawasaki	a	5	15:01.465		106.274	2:58.864	107.554	4
2	SBKR	3	Michael DUNLOP	Honda - Hunts/McAdoo Racing	a	5	15:04.761	3.296	105.887	2:59.723	107.040	3
3	SBKR	16	John BURROWS	Suzuki - Cookstown BE Racing	a	5	15:20.659	19.194	104.058	3:01.612	105.926	2
4	SBKR	13	Adrian ARCHIBALD	Kawasaki - AMA Racing	a	5	15:30.756	29.291	102.930	3:01.967	105.720	2
5	SBKR	82	Derek SHEILS	Honda - Amigos	a	5	15:30.974	29.509	102.905	3:05.066	103.949	5
6	SBKR	36	Michael PEARSON	Honda - MPRSC/Richard Rawson	a	5	15:31.707	30.242	102.824	3:04.972	104.002	5
7	SBKR	31	Shaun ANDERSON	Suzuki - Team GAS Racing	a	5	15:46.193	44.728	101.250	3:08.265	102.183	4
8	SBKR	150	William DAVISON	Honda 600 - Hill Contracts	a	5	16:01.234	59.769	99.666	3:10.929	100.757	5
9	SBKR	9	Wayne KIRWAN	Honda - MRP Racing	a	5	16:01.572	1:00.107	99.631	3:10.825	100.812	5
10	SBKR	42	Rob BARBER	BMW	a	5	16:03.327	1:01.862	99.449	3:10.984	100.728	3
11	SBKR	93	Paul CRANSTON	Honda - P & J Fuel Haulage	a	5	16:13.276	1:11.811	98.433	3:13.665	99.334	3
12	SBKR	96	Andy FARRELL	Yamaha - Farrelly Racing	b	5	16:13.346	1:11.881	98.426	3:12.955	99.699	3
13	SBKR	136	Jamie COWARD	Suzuki 600	b	5	16:13.415	1:11.950	98.419	3:12.226	100.078	5
14	SBKR	86	Derek McGEE	Yamaha 600	b	5	16:14.755	1:13.290	98.283	3:13.283	99.530	3
15	SBKR	64	Stephen McKNIGHT	Yamaha 600	a	5	16:17.723	1:16.258	97.985	3:12.361	100.007	3
16	SBKR	63	David MULLIGAN	Yamaha 600	b	5	16:20.477	1:19.012	97.710	3:14.114	99.104	5
17	SBKR	19	Dave HEWSON	Kawasaki	b	5	16:25.222	1:23.757	97.239	3:15.893	98.204	5
18	SBKR	21	Alan CONNOR	Suzuki - Connor Racing	a	5	16:28.062	1:26.597	96.960	3:14.983	98.662	5
19	SBKR	28	Paul GARTLAND	Suzuki - Team GAS Racing	b	5	16:37.192	1:35.727	96.072	3:19.145	96.600	2
20	SBKR	26	Dennis BOOTH	Suzuki	b	5	16:37.275	1:35.810	96.064	3:17.621	97.345	4
21	SBKR	35	Trevor FERGUSON	Suzuki 750	b	5	16:38.640	1:37.175	95.933	3:18.459	96.934	2
22	SBKR	22	Stephen McILVENNA	Yamaha 600	b	5	16:47.912	1:46.447	95.050	3:21.024	95.698	2
23	SBKR	27	James McCANN	Yamaha 600 - Dixons Contractors	b	5	17:00.511	1:59.046	93.877	3:23.490	94.538	5
24	SBKR	57	Adrian LOGUE	Suzuki 750	b	5	18:04.907	3:03.442	88.305	3:31.353	91.021	5
25	SBKR	61	Dario CECCONI	Honda 600	b	4	14:49.803	1 Lap	86.047	3:41.744	86.755	2

Fastest Lap


SBKR	77	Ryan FARQUHAR	Kawasaki - KMR Kawasaki	a						2:58.864	107.554	4
------	----	---------------	-------------------------	---	--	--	--	--	--	----------	---------	---

Not Classified

DNF	SBKR	44	Jamie HAMILTON	Kawasaki - KMR Kawasaki	a	4	13:20.308	1 Lap	95.669	3:12.749	99.806	3
DNF	SBKR	65	Michael SWEENEY	BMW - MJR Racing	a	2	6:33.304	3 Laps	96.846	3:17.062	97.622	2
DNF	SBKR	54	Corran SMYTH	Suzuki - Team GAS Racing	b	2	6:56.298	22.994	91.496	3:29.402	91.869	2
DNF	SBKR	56	Noel PATTERSON	Yamaha	b	1	3:27.373	4 Laps	90.910	3:27.373	90.910	1

Provisional result to be confirmed by the Stewards of the Meeting subject to completion of technical inspections & the time limit for protests

Page 1 / 1

Circuit	Tandragee	Signed		Organising Club	North Armagh MC&CC
Length(miles)	5.3438 Lap 1 (5.2368)		Chief Timekeeper	Race Started	11:56
Weather	Sunny	Issued At:	12:15	Gp Time Diff - b 25.43	
Track	Dry				



MCUI Ulster
Centre Timing
powered by
e-Laps timing software

www.elaps-timing.com



AROUND A POUND TANDRAGEE 100

SUPERBIKE

Race 1 - The Peoples' Open

Saturday, 05 May 2012

DETAILED RESULT



Race Classification

1 77 Ryan FARQUHAR

Total Time **15:01.465** Avg Speed **106.274** Behind
Best Time **2:58.864** Best Speed **107.554** On 4 Gp a

Lap	Elapsed Time	Lap Time	Lap Speed
1	3:02.803	3:02.803	103.129
2	6:03.964	3:01.161	106.190
3	9:03.392	2:59.428	107.216
4	12:02.256	2:58.864	107.554
5	15:01.465	2:59.209	107.347

2 3 Michael DUNLOP

Total Time **15:04.761** Avg Speed **105.887** Behind **3.296**
Best Time **2:59.723** Best Speed **107.040** On 3 Gp a

Lap	Elapsed Time	Lap Time	Lap Speed
1	3:03.437	3:03.437	102.773
2	6:04.327	3:00.890	106.349
3	9:04.050	2:59.723	107.040
4	12:03.969	2:59.919	106.923
5	15:04.761	3:00.792	106.407

3 16 John BURROWS

Total Time **15:20.659** Avg Speed **104.058** Behind **19.194**
Best Time **3:01.612** Best Speed **105.926** On 2 Gp a

Lap	Elapsed Time	Lap Time	Lap Speed
1	3:04.784	3:04.784	102.023
2	6:06.396	3:01.612	105.926
3	9:08.902	3:02.506	105.407
4	12:13.427	3:04.525	104.254
5	15:20.659	3:07.232	102.747

4 13 Adrian ARCHIBALD

Total Time **15:30.756** Avg Speed **102.930** Behind **29.291**
Best Time **3:01.967** Best Speed **105.720** On 2 Gp a

Lap	Elapsed Time	Lap Time	Lap Speed
1	3:03.730	3:03.730	102.609
2	6:05.697	3:01.967	105.720
3	9:09.274	3:03.577	104.793
4	12:21.980	3:12.706	99.828
5	15:30.756	3:08.776	101.906

Race Classification

5 82 Derek SHEILS

Total Time **15:30.974** Avg Speed **102.905** Behind **29.509**
Best Time **3:05.066** Best Speed **103.949** On 5 Gp a

Lap	Elapsed Time	Lap Time	Lap Speed
1	3:07.165	3:07.165	100.726
2	6:13.387	3:06.222	103.304
3	9:19.700	3:06.313	103.254
4	12:25.908	3:06.208	103.312
5	15:30.974	3:05.066	103.949

6 36 Michael PEARSON

Total Time **15:31.707** Avg Speed **102.824** Behind **30.242**
Best Time **3:04.972** Best Speed **104.002** On 5 Gp a

Lap	Elapsed Time	Lap Time	Lap Speed
1	3:07.508	3:07.508	100.541
2	6:13.705	3:06.197	103.318
3	9:19.452	3:05.747	103.568
4	12:26.735	3:07.283	102.719
5	15:31.707	3:04.972	104.002

7 31 Shaun ANDERSON

Total Time **15:46.193** Avg Speed **101.250** Behind **44.728**
Best Time **3:08.265** Best Speed **102.183** On 4 Gp a

Lap	Elapsed Time	Lap Time	Lap Speed
1	3:09.480	3:09.480	99.495
2	6:18.610	3:09.130	101.716
3	9:28.369	3:09.759	101.379
4	12:36.634	3:08.265	102.183
5	15:46.193	3:09.559	101.486

8 150 William DAVISON

Total Time **16:01.234** Avg Speed **99.666** Behind **59.769**
Best Time **3:10.929** Best Speed **100.757** On 5 Gp a

Lap	Elapsed Time	Lap Time	Lap Speed
1	3:13.155	3:13.155	97.602
2	6:26.264	3:13.109	99.620
3	9:37.275	3:11.011	100.714
4	12:50.305	3:13.030	99.661
5	16:01.234	3:10.929	100.757



MCUI Ulster
Centre Timing
powered by
e-Laps timing software

www.elaps-timing.com



AROUND A POUND TANDRAGEE 100

SUPERBIKE

Race 1 - The Peoples' Open

Saturday, 05 May 2012

DETAILED RESULT



Race Classification

9 9 Wayne KIRWAN

Total Time **16:01.572** Avg Speed **99.631** Behind **1:00.107**
Best Time **3:10.825** Best Speed **100.812** On **5** Gp **a**

Lap	Elapsed Time	Lap Time	Lap Speed
1	3:10.956	3:10.956	98.726
2	6:23.940	3:12.984	99.684
3	9:37.491	3:13.551	99.392
4	12:50.747	3:13.256	99.544
5	16:01.572	3:10.825	100.812

10 42 Rob BARBER

Total Time **16:03.327** Avg Speed **99.449** Behind **1:01.862**
Best Time **3:10.984** Best Speed **100.728** On **3** Gp **a**

Lap	Elapsed Time	Lap Time	Lap Speed
1	3:15.770	3:15.770	96.298
2	6:28.575	3:12.805	99.777
3	9:39.559	3:10.984	100.728
4	12:51.527	3:11.968	100.212
5	16:03.327	3:11.800	100.300

11 93 Paul CRANSTON

Total Time **16:13.276** Avg Speed **98.433** Behind **1:11.811**
Best Time **3:13.665** Best Speed **99.334** On **3** Gp **a**

Lap	Elapsed Time	Lap Time	Lap Speed
1	3:18.016	3:18.016	95.206
2	6:31.854	3:13.838	99.245
3	9:45.519	3:13.665	99.334
4	12:59.485	3:13.966	99.180
5	16:13.276	3:13.791	99.269

12 96 Andy FARRELL

Total Time **16:13.346** Avg Speed **98.426** Behind **1:11.881**
Best Time **3:12.955** Best Speed **99.699** On **3** Gp **b**

Lap	Elapsed Time	Lap Time	Lap Speed
1	3:17.649	3:17.649	95.383
2	6:31.749	3:14.100	99.111
3	9:44.704	3:12.955	99.699
4	12:58.070	3:13.366	99.488
5	16:13.346	3:15.276	98.514

Race Classification

13 136 Jamie COWARD

Total Time **16:13.415** Avg Speed **98.419** Behind **1:11.950**
Best Time **3:12.226** Best Speed **100.078** On **5** Gp **b**

Lap	Elapsed Time	Lap Time	Lap Speed
1	3:15.843	3:15.843	96.262
2	6:32.068	3:16.225	98.038
3	9:46.417	3:14.349	98.984
4	13:01.189	3:14.772	98.769
5	16:13.415	3:12.226	100.078

14 86 Derek McGEE

Total Time **16:14.755** Avg Speed **98.283** Behind **1:13.290**
Best Time **3:13.283** Best Speed **99.530** On **3** Gp **b**

Lap	Elapsed Time	Lap Time	Lap Speed
1	3:15.344	3:15.344	96.508
2	6:30.911	3:15.567	98.368
3	9:44.194	3:13.283	99.530
4	12:58.456	3:14.262	99.029
5	16:14.755	3:16.299	98.001

15 64 Stephen McKNIGHT

Total Time **16:17.723** Avg Speed **97.985** Behind **1:16.258**
Best Time **3:12.361** Best Speed **100.007** On **3** Gp **a**

Lap	Elapsed Time	Lap Time	Lap Speed
1	3:18.776	3:18.776	94.842
2	6:32.785	3:14.009	99.158
3	9:45.146	3:12.361	100.007
4	12:59.121	3:13.975	99.175
5	16:17.723	3:18.602	96.865

16 63 David MULLIGAN

Total Time **16:20.477** Avg Speed **97.710** Behind **1:19.012**
Best Time **3:14.114** Best Speed **99.104** On **5** Gp **b**

Lap	Elapsed Time	Lap Time	Lap Speed
1	3:18.994	3:18.994	94.738
2	6:35.889	3:16.895	97.704
3	9:50.695	3:14.806	98.752
4	13:06.363	3:15.668	98.317
5	16:20.477	3:14.114	99.104



MCUI Ulster
Centre Timing
powered by
e-Laps timing software

www.elaps-timing.com



AROUND A POUND TANDRAGEE 100

SUPERBIKE

Race 1 - The Peoples' Open

Saturday, 05 May 2012

DETAILED RESULT



Race Classification

17 19 Dave HEWSON

Total Time **16:25.222** Avg Speed **97.239** Behind **1:23.757**
Best Time **3:15.893** Best Speed **98.204** On **5** Gp **b**

Lap	Elapsed Time	Lap Time	Lap Speed
1	3:16.820	3:16.820	95.784
2	6:35.216	3:18.396	96.965
3	9:53.241	3:18.025	97.147
4	13:09.329	3:16.088	98.106
5	16:25.222	3:15.893	98.204

18 21 Alan CONNOR

Total Time **16:28.062** Avg Speed **96.960** Behind **1:26.597**
Best Time **3:14.983** Best Speed **98.662** On **5** Gp **a**

Lap	Elapsed Time	Lap Time	Lap Speed
1	3:19.435	3:19.435	94.529
2	6:36.000	3:16.565	97.868
3	9:55.283	3:19.283	96.534
4	13:13.079	3:17.796	97.259
5	16:28.062	3:14.983	98.662

19 28 Paul GARTLAND

Total Time **16:37.192** Avg Speed **96.072** Behind **1:35.727**
Best Time **3:19.145** Best Speed **96.600** On **2** Gp **b**

Lap	Elapsed Time	Lap Time	Lap Speed
1	3:18.676	3:18.676	94.890
2	6:37.821	3:19.145	96.600
3	9:57.022	3:19.201	96.573
4	13:17.179	3:20.157	96.112
5	16:37.192	3:20.013	96.181

20 26 Dennis BOOTH

Total Time **16:37.275** Avg Speed **96.064** Behind **1:35.810**
Best Time **3:17.621** Best Speed **97.345** On **4** Gp **b**

Lap	Elapsed Time	Lap Time	Lap Speed
1	3:22.438	3:22.438	93.126
2	6:41.621	3:19.183	96.582
3	9:59.868	3:18.247	97.038
4	13:17.489	3:17.621	97.345
5	16:37.275	3:19.786	96.291

Race Classification

21 35 Trevor FERGUSON

Total Time **16:38.640** Avg Speed **95.933** Behind **1:37.175**
Best Time **3:18.459** Best Speed **96.934** On **2** Gp **b**

Lap	Elapsed Time	Lap Time	Lap Speed
1	3:20.333	3:20.333	94.105
2	6:38.792	3:18.459	96.934
3	9:57.547	3:18.755	96.790
4	13:16.922	3:19.375	96.489
5	16:38.640	3:21.718	95.368

22 22 Stephen McILVENNA

Total Time **16:47.912** Avg Speed **95.050** Behind **1:46.447**
Best Time **3:21.024** Best Speed **95.698** On **2** Gp **b**

Lap	Elapsed Time	Lap Time	Lap Speed
1	3:22.013	3:22.013	93.322
2	6:43.037	3:21.024	95.698
3	10:04.333	3:21.296	95.568
4	13:26.103	3:21.770	95.344
5	16:47.912	3:21.809	95.325

23 27 James McCANN

Total Time **17:00.511** Avg Speed **93.877** Behind **1:59.046**
Best Time **3:23.490** Best Speed **94.538** On **5** Gp **b**

Lap	Elapsed Time	Lap Time	Lap Speed
1	3:24.041	3:24.041	92.395
2	6:48.112	3:24.071	94.269
3	10:12.530	3:24.418	94.109
4	13:37.021	3:24.491	94.075
5	17:00.511	3:23.490	94.538

24 57 Adrian LOGUE

Total Time **18:04.907** Avg Speed **88.305** Behind **3:03.442**
Best Time **3:31.353** Best Speed **91.021** On **5** Gp **b**

Lap	Elapsed Time	Lap Time	Lap Speed
1	3:41.092	3:41.092	85.269
2	7:19.268	3:38.176	88.174
3	11:00.531	3:41.263	86.944
4	14:33.554	3:33.023	90.307
5	18:04.907	3:31.353	91.021



MCUI Ulster
Centre Timing
powered by
e-Laps timing software

www.elaps-timing.com



AROUND A POUND TANDRAGEE 100

SUPERBIKE

Race 1 - The Peoples' Open

Saturday, 05 May 2012

DETAILED RESULT



Race Classification

25 61 Dario CECCONI

Total Time **14:49.803** Avg Speed **86.047** Behind **1 Lap**

Best Time **3:41.744** Best Speed **86.755** On **2** Gp **b**

Lap	Elapsed Time	Lap Time	Lap Speed
1	3:40.574	3:40.574	85.469
2	7:22.318	3:41.744	86.755
3	11:04.479	3:42.161	86.593
4	14:49.803	3:45.324	85.377

Not Classified

DNF 44 Jamie HAMILTON

Total Time **13:20.308** Avg Speed **95.669** Behind **1 Lap**

Best Time **3:12.749** Best Speed **99.806** On **3** Gp **a**

Lap	Elapsed Time	Lap Time	Lap Speed
1	3:18.444	3:18.444	95.001
2	6:33.791	3:15.347	98.479
3	9:46.540	3:12.749	99.806
4	13:20.308	3:33.768	89.992

DNF 65 Michael SWEENEY

Total Time **6:33.304** Avg Speed **96.846** Behind **3 Laps**

Best Time **3:17.062** Best Speed **97.622** On **2** Gp **a**

Lap	Elapsed Time	Lap Time	Lap Speed
1	3:16.242	3:16.242	96.067
2	6:33.304	3:17.062	97.622

DNF 54 Corran SMYTH

Total Time **6:56.298** Avg Speed **91.496** Behind **22.994**

Best Time **3:29.402** Best Speed **91.869** On **2** Gp **b**

Lap	Elapsed Time	Lap Time	Lap Speed
1	3:26.896	3:26.896	91.120
2	6:56.298	3:29.402	91.869

DNF 56 Noel PATTERSON

Total Time **3:27.373** Avg Speed **90.910** Behind **4 Laps**

Best Time **3:27.373** Best Speed **90.910** On **1** Gp **b**

Lap	Elapsed Time	Lap Time	Lap Speed
1	3:27.373	3:27.373	90.910



MCUI Ulster
Centre Timing
powered by
e-Laps timing software

www.elaps-timing.com



AROUND A POUND TANDRAGEE 100

SUPERBIKE

Race 1 - The Peoples' Open

LAP CHART

**1**

No	Name	G	Elapsed Time	Lap Time
77	Ryan FARQUHAR	a	3:02.803	3:02.803
3	Michael DUNLOP	a	3:03.437	3:03.437
13	Adrian ARCHIBALD	a	3:03.730	3:03.730
16	John BURROWS	a	3:04.784	3:04.784
82	Derek SHEILS	a	3:07.165	3:07.165
36	Michael PEARSON	a	3:07.508	3:07.508
31	Shaun ANDERSON	a	3:09.480	3:09.480
9	Wayne KIRWAN	a	3:10.956	3:10.956
150	William DAVISON	a	3:13.155	3:13.155
86	Derek McGEE	b	3:15.344	3:15.344
42	Rob BARBER	a	3:15.770	3:15.770
136	Jamie COWARD	b	3:15.843	3:15.843
65	Michael SWEENEY	a	3:16.242	3:16.242
19	Dave HEWSON	b	3:16.820	3:16.820
96	Andy FARRELL	b	3:17.649	3:17.649
93	Paul CRANSTON	a	3:18.016	3:18.016
44	Jamie HAMILTON	a	3:18.444	3:18.444
28	Paul GARTLAND	b	3:18.676	3:18.676
64	Stephen McKNIGHT	a	3:18.776	3:18.776
63	David MULLIGAN	b	3:18.994	3:18.994
21	Alan CONNOR	a	3:19.435	3:19.435
35	Trevor FERGUSON	b	3:20.333	3:20.333
22	Stephen McILVENNA	b	3:22.013	3:22.013
26	Dennis BOOTH	b	3:22.438	3:22.438
27	James McCANN	b	3:24.041	3:24.041
54	Corran SMYTH	b	3:26.896	3:26.896
56	Noel PATTERSON	b	3:27.373	3:27.373
61	Dario CECCONI	b	3:40.574	3:40.574
57	Adrian LOGUE	b	3:41.092	3:41.092

2

No	Name	G	Elapsed Time	Lap Time
77	Ryan FARQUHAR	a	6:03.964	3:01.161
3	Michael DUNLOP	a	6:04.327	3:00.890
13	Adrian ARCHIBALD	a	6:05.697	3:01.967
16	John BURROWS	a	6:06.396	3:01.612
82	Derek SHEILS	a	6:13.387	3:06.222
36	Michael PEARSON	a	6:13.705	3:06.197
31	Shaun ANDERSON	a	6:18.610	3:09.130
9	Wayne KIRWAN	a	6:23.940	3:12.984
150	William DAVISON	a	6:26.264	3:13.109
42	Rob BARBER	a	6:28.575	3:12.805
86	Derek McGEE	b	6:30.911	3:15.567
96	Andy FARRELL	b	6:31.749	3:14.100
93	Paul CRANSTON	a	6:31.854	3:13.838
136	Jamie COWARD	b	6:32.068	3:16.225
64	Stephen McKNIGHT	a	6:32.785	3:14.009
65	Michael SWEENEY	a	6:33.304	3:17.062
44	Jamie HAMILTON	a	6:33.791	3:15.347
19	Dave HEWSON	b	6:35.216	3:18.396
63	David MULLIGAN	b	6:35.889	3:16.895
21	Alan CONNOR	a	6:36.000	3:16.565
28	Paul GARTLAND	b	6:37.821	3:19.145
35	Trevor FERGUSON	b	6:38.792	3:18.459
26	Dennis BOOTH	b	6:41.621	3:19.183
22	Stephen McILVENNA	b	6:43.037	3:21.024
27	James McCANN	b	6:48.112	3:24.071
54	Corran SMYTH	b	6:56.298	3:29.402
57	Adrian LOGUE	b	7:19.268	3:38.176
61	Dario CECCONI	b	7:22.318	3:41.744

3

No	Name	G	Elapsed Time	Lap Time
77	Ryan FARQUHAR	a	9:03.392	2:59.428
3	Michael DUNLOP	a	9:04.050	2:59.723
16	John BURROWS	a	9:08.902	3:02.506
13	Adrian ARCHIBALD	a	9:09.274	3:03.577
36	Michael PEARSON	a	9:19.452	3:05.747
82	Derek SHEILS	a	9:19.700	3:06.313
31	Shaun ANDERSON	a	9:28.369	3:09.759
150	William DAVISON	a	9:37.275	3:11.011
9	Wayne KIRWAN	a	9:37.491	3:13.551
42	Rob BARBER	a	9:39.559	3:10.984
86	Derek McGEE	b	9:44.194	3:13.283
96	Andy FARRELL	b	9:44.704	3:12.955
64	Stephen McKNIGHT	a	9:45.146	3:12.361
93	Paul CRANSTON	a	9:45.519	3:13.665
136	Jamie COWARD	b	9:46.417	3:14.349
44	Jamie HAMILTON	a	9:46.540	3:12.749
63	David MULLIGAN	b	9:50.695	3:14.806
19	Dave HEWSON	b	9:53.241	3:18.025
21	Alan CONNOR	a	9:55.283	3:19.283
28	Paul GARTLAND	b	9:57.022	3:19.201
35	Trevor FERGUSON	b	9:57.547	3:18.755
26	Dennis BOOTH	b	9:59.868	3:18.247
22	Stephen McILVENNA	b	10:04.333	3:21.296
27	James McCANN	b	10:12.530	3:24.418
57	Adrian LOGUE	b	11:00.531	3:41.263
61	Dario CECCONI	b	11:04.479	3:42.161

AROUND A POUND TANDRAGEE 100

SUPERBIKE

Race 1 - The Peoples' Open

LAP CHART

**4**

No	Name	G	Elapsed Time	Lap Time
77	Ryan FARQUHAR	a	12:02.256	2:58.864
3	Michael DUNLOP	a	12:03.969	2:59.919
16	John BURROWS	a	12:13.427	3:04.525
13	Adrian ARCHIBALD	a	12:21.980	3:12.706
82	Derek SHEILS	a	12:25.908	3:06.208
36	Michael PEARSON	a	12:26.735	3:07.283
31	Shaun ANDERSON	a	12:36.634	3:08.265
150	William DAVISON	a	12:50.305	3:13.030
9	Wayne KIRWAN	a	12:50.747	3:13.256
42	Rob BARBER	a	12:51.527	3:11.968
96	Andy FARRELL	b	12:58.070	3:13.366
86	Derek McGEE	b	12:58.456	3:14.262
64	Stephen McKNIGHT	a	12:59.121	3:13.975
93	Paul CRANSTON	a	12:59.485	3:13.966
136	Jamie COWARD	b	13:01.189	3:14.772
63	David MULLIGAN	b	13:06.363	3:15.668
19	Dave HEWSON	b	13:09.329	3:16.088
21	Alan CONNOR	a	13:13.079	3:17.796
35	Trevor FERGUSON	b	13:16.922	3:19.375
28	Paul GARTLAND	b	13:17.179	3:20.157
26	Dennis BOOTH	b	13:17.489	3:17.621
44	Jamie HAMILTON	a	13:20.308	3:33.768
22	Stephen McILVENNA	b	13:26.103	3:21.770
27	James McCANN	b	13:37.021	3:24.491
57	Adrian LOGUE	b	14:33.554	3:33.023
61	Dario CECCONI	b	14:49.803	3:45.324

5

No	Name	G	Elapsed Time	Lap Time
77	Ryan FARQUHAR	a	15:01.465	2:59.209
3	Michael DUNLOP	a	15:04.761	3:00.792
16	John BURROWS	a	15:20.659	3:07.232
13	Adrian ARCHIBALD	a	15:30.756	3:08.776
82	Derek SHEILS	a	15:30.974	3:05.066
36	Michael PEARSON	a	15:31.707	3:04.972
31	Shaun ANDERSON	a	15:46.193	3:09.559
150	William DAVISON	a	16:01.234	3:10.929
9	Wayne KIRWAN	a	16:01.572	3:10.825
42	Rob BARBER	a	16:03.327	3:11.800
93	Paul CRANSTON	a	16:13.276	3:13.791
96	Andy FARRELL	b	16:13.346	3:15.276
136	Jamie COWARD	b	16:13.415	3:12.226
86	Derek McGEE	b	16:14.755	3:16.299
64	Stephen McKNIGHT	a	16:17.723	3:18.602
63	David MULLIGAN	b	16:20.477	3:14.114
19	Dave HEWSON	b	16:25.222	3:15.893
21	Alan CONNOR	a	16:28.062	3:14.983
28	Paul GARTLAND	b	16:37.192	3:20.013
26	Dennis BOOTH	b	16:37.275	3:19.786
35	Trevor FERGUSON	b	16:38.640	3:21.718
22	Stephen McILVENNA	b	16:47.912	3:21.809
27	James McCANN	b	17:00.511	3:23.490
57	Adrian LOGUE	b	18:04.907	3:31.353

AROUND A POUND TANDRAGEE 100

SUPERBIKE

Race 8 - Around a Pound Tandragee 100

Saturday, 05 May 2012



Pos	Class	No	Name	Machine / Sponsor	Gp	Laps	Total Time	Behind	Speed	-----Best Lap-----		
										Time	Speed	On
Race Classification												
1	SBKR	3	Michael DUNLOP	Honda - Hunts/McAdoo Racing	a	6	17:55.714		106.943	2:57.607	108.315	5
2	SBKR	77	Ryan FARQUHAR	Kawasaki - KMR Kawasaki	a	6	17:56.657	0.943	106.849	2:57.645	108.292	5
3	SBKR	16	John BURROWS	Suzuki - Cookstown BE Racing	a	6	18:30.212	34.498	103.620	3:03.213	105.001	2
4	SBKR	82	Derek SHEILS	Honda - Amigos	a	6	18:35.687	39.973	103.111	3:02.942	105.156	6
5	SBKR	36	Michael PEARSON	Honda - MPRSC/Richard Rawson	a	6	18:35.819	40.105	103.099	3:03.556	104.805	6
6	SBKR	31	Shaun ANDERSON	Suzuki - Team GAS Racing	a	6	18:45.384	49.670	102.223	3:06.237	103.296	4
7	SBKR	93	Paul CRANSTON	Honda - P & J Fuel Haulage	b	6	19:13.856	1:18.142	99.700	3:11.120	100.657	6
8	SBKR	42	Rob BARBER	BMW	a	6	19:17.418	1:21.704	99.393	3:10.454	101.009	6
9	SBKR	65	Michael SWEENEY	BMW - MJR Racing	a	6	19:17.890	1:22.176	99.353	3:10.569	100.948	6
10	SBKR	9	Wayne KIRWAN	Honda - MRP Racing	a	6	19:18.746	1:23.032	99.280	3:10.851	100.799	6
11	SBKR	64	Stephen McKNIGHT	Yamaha 600	a	6	19:20.134	1:24.420	99.161	3:11.530	100.441	6
12	SBKR	150	William DAVISON	Honda 600 - Hill Contracts	a	6	19:28.393	1:32.679	98.460	3:14.053	99.135	2
13	SBKR	19	Dave HEWSON	Kawasaki	b	6	19:32.227	1:36.513	98.138	3:13.770	99.280	6
14	SBKR	26	Dennis BOOTH	Suzuki	b	6	19:40.896	1:45.182	97.417	3:13.938	99.194	5
15	SBKR	21	Alan CONNOR	Suzuki - Connor Racing	a	6	19:48.035	1:52.321	96.832	3:16.143	98.079	5
16	SBKR	55	Eric WILSON	Yamaha	b	6	19:50.487	1:54.773	96.633	3:16.534	97.884	5
17	SBKR	27	James McCANN	Yamaha 600 - Dixons Contractors	b	6	20:15.342	2:19.628	94.656	3:21.058	95.681	5
18	SBKR	103	Reuben McPHEE	Yamaha 600 - N.J.T. Racing	b	6	20:41.845	2:46.131	92.636	3:23.080	94.729	6
19	SBKR	117	Gary MILLER	Suzuki 600	b	6	20:42.085	2:46.371	92.618	3:22.642	94.933	6
20	SBKR	54	Corran SMYTH	Suzuki - Team GAS Racing	b	5	18:04.384	1 Lap	88.347	3:35.662	89.202	4

Fastest Lap


SBKR	3	Michael DUNLOP	Honda - Hunts/McAdoo Racing	a						2:57.607	108.315	5
------	---	----------------	-----------------------------	---	--	--	--	--	--	----------	---------	---

Not Classified

DNF	SBKR	28	Paul GARTLAND	Suzuki - Team GAS Racing	b	5	16:44.127	1 Lap	95.409	3:19.780	96.293	4
DNF	SBKR	96	Andy FARRELL	Yamaha - Farrelly Racing	a	3	9:47.366	3 Laps	97.601	3:15.528	98.387	3
DNF	SBKR	35	Trevor FERGUSON	Suzuki 750	b	2	6:46.725	4 Laps	93.650	3:25.439	93.641	2

Provisional result to be confirmed by the Stewards of the Meeting subject to completion of technical inspections & the time limit for protests

Page 1 / 1

Circuit	Tandragee	Signed		Organising Club	North Armagh MC&CC
Length(miles)	5.3438 Lap 1 (5.2368)		Chief Timekeeper	Race Started	17:15
Weather	Cloudy	Issued At:	17:38	Gp Time Diff - b 21.28	
Track	Dry				



MCUI Ulster
Centre Timing
powered by
e-Laps timing software

www.elaps-timing.com



AROUND A POUND TANDRAGEE 100

SUPERBIKE

Race 8 - Around a Pound Tandragee 100

Saturday, 05 May 2012

DETAILED RESULT



Race Classification

1 3 Michael DUNLOP

Total Time **17:55.714** Avg Speed **106.943** Behind
Best Time **2:57.607** Best Speed **108.315** On **5** Gp **a**

Lap	Elapsed Time	Lap Time	Lap Speed
1	3:01.988	3:01.988	103.591
2	6:02.260	3:00.272	106.714
3	9:02.003	2:59.743	107.028
4	12:00.395	2:58.392	107.838
5	14:58.002	2:57.607	108.315
6	17:55.714	2:57.712	108.251

2 77 Ryan FARQUHAR

Total Time **17:56.657** Avg Speed **106.849** Behind **0.943**
Best Time **2:57.645** Best Speed **108.292** On **5** Gp **a**

Lap	Elapsed Time	Lap Time	Lap Speed
1	3:01.672	3:01.672	103.771
2	6:02.036	3:00.364	106.659
3	9:01.743	2:59.707	107.049
4	12:00.101	2:58.358	107.859
5	14:57.746	2:57.645	108.292
6	17:56.657	2:58.911	107.526

3 16 John BURROWS

Total Time **18:30.212** Avg Speed **103.620** Behind **34.498**
Best Time **3:03.213** Best Speed **105.001** On **2** Gp **a**

Lap	Elapsed Time	Lap Time	Lap Speed
1	3:02.873	3:02.873	103.090
2	6:06.086	3:03.213	105.001
3	9:10.614	3:04.528	104.252
4	12:16.258	3:05.644	103.626
5	15:22.764	3:06.506	103.147
6	18:30.212	3:07.448	102.628

4 82 Derek SHEILS

Total Time **18:35.687** Avg Speed **103.111** Behind **39.973**
Best Time **3:02.942** Best Speed **105.156** On **6** Gp **a**

Lap	Elapsed Time	Lap Time	Lap Speed
1	3:10.622	3:10.622	98.899
2	6:16.732	3:06.110	103.366
3	9:22.611	3:05.879	103.495
4	12:27.403	3:04.792	104.104
5	15:32.745	3:05.342	103.795
6	18:35.687	3:02.942	105.156

Race Classification

5 36 Michael PEARSON

Total Time **18:35.819** Avg Speed **103.099** Behind **40.105**
Best Time **3:03.556** Best Speed **104.805** On **6** Gp **a**

Lap	Elapsed Time	Lap Time	Lap Speed
1	3:06.243	3:06.243	101.224
2	6:13.434	3:07.191	102.769
3	9:20.648	3:07.214	102.757
4	12:27.206	3:06.558	103.118
5	15:32.263	3:05.057	103.954
6	18:35.819	3:03.556	104.805

6 31 Shaun ANDERSON

Total Time **18:45.384** Avg Speed **102.223** Behind **49.670**
Best Time **3:06.237** Best Speed **103.296** On **4** Gp **a**

Lap	Elapsed Time	Lap Time	Lap Speed
1	3:11.668	3:11.668	98.359
2	6:18.798	3:07.130	102.803
3	9:25.172	3:06.374	103.220
4	12:31.409	3:06.237	103.296
5	15:38.009	3:06.600	103.095
6	18:45.384	3:07.375	102.668

7 93 Paul CRANSTON

Total Time **19:13.856** Avg Speed **99.700** Behind **1:18.142**
Best Time **3:11.120** Best Speed **100.657** On **6** Gp **b**

Lap	Elapsed Time	Lap Time	Lap Speed
1	3:13.356	3:13.356	97.500
2	6:26.037	3:12.681	99.841
3	9:37.885	3:11.848	100.275
4	12:50.839	3:12.954	99.700
5	16:02.736	3:11.897	100.249
6	19:13.856	3:11.120	100.657

8 42 Rob BARBER

Total Time **19:17.418** Avg Speed **99.393** Behind **1:21.704**
Best Time **3:10.454** Best Speed **101.009** On **6** Gp **a**

Lap	Elapsed Time	Lap Time	Lap Speed
1	3:14.205	3:14.205	97.074
2	6:28.552	3:14.347	98.985
3	9:40.724	3:12.172	100.106
4	12:54.421	3:13.697	99.317
5	16:06.964	3:12.543	99.913
6	19:17.418	3:10.454	101.009



MCUI Ulster
Centre Timing
powered by
e-Laps timing software

www.elaps-timing.com



AROUND A POUND TANDRAGEE 100

SUPERBIKE

Race 8 - Around a Pound Tandragee 100

Saturday, 05 May 2012

DETAILED RESULT



Race Classification

9 65 Michael SWEENEY

Total Time **19:17.890** Avg Speed **99.353** Behind **1:22.176**
Best Time **3:10.569** Best Speed **100.948** On **6** Gp **a**

Lap	Elapsed Time	Lap Time	Lap Speed
1	3:11.308	3:11.308	98.544
2	6:26.606	3:15.298	98.503
3	9:40.471	3:13.865	99.231
4	12:53.881	3:13.410	99.465
5	16:07.321	3:13.440	99.449
6	19:17.890	3:10.569	100.948

10 9 Wayne KIRWAN

Total Time **19:18.746** Avg Speed **99.280** Behind **1:23.032**
Best Time **3:10.851** Best Speed **100.799** On **6** Gp **a**

Lap	Elapsed Time	Lap Time	Lap Speed
1	3:11.971	3:11.971	98.204
2	6:26.345	3:14.374	98.972
3	9:40.231	3:13.886	99.221
4	12:53.558	3:13.327	99.508
5	16:07.895	3:14.337	98.990
6	19:18.746	3:10.851	100.799

11 64 Stephen McKNIGHT

Total Time **19:20.134** Avg Speed **99.161** Behind **1:24.420**
Best Time **3:11.530** Best Speed **100.441** On **6** Gp **a**

Lap	Elapsed Time	Lap Time	Lap Speed
1	3:15.938	3:15.938	96.216
2	6:28.345	3:12.407	99.983
3	9:41.518	3:13.173	99.587
4	12:54.747	3:13.229	99.558
5	16:08.604	3:13.857	99.236
6	19:20.134	3:11.530	100.441

12 150 William DAVISON

Total Time **19:28.393** Avg Speed **98.460** Behind **1:32.679**
Best Time **3:14.053** Best Speed **99.135** On **2** Gp **a**

Lap	Elapsed Time	Lap Time	Lap Speed
1	3:13.513	3:13.513	97.421
2	6:27.566	3:14.053	99.135
3	9:41.729	3:14.163	99.079
4	12:56.524	3:14.795	98.758
5	16:11.841	3:15.317	98.494
6	19:28.393	3:16.552	97.875

Race Classification

13 19 Dave HEWSON

Total Time **19:32.227** Avg Speed **98.138** Behind **1:36.513**
Best Time **3:13.770** Best Speed **99.280** On **6** Gp **b**

Lap	Elapsed Time	Lap Time	Lap Speed
1	3:17.167	3:17.167	95.616
2	6:33.325	3:16.158	98.071
3	9:49.682	3:16.357	97.972
4	13:04.435	3:14.753	98.779
5	16:18.457	3:14.022	99.151
6	19:32.227	3:13.770	99.280

14 26 Dennis BOOTH

Total Time **19:40.896** Avg Speed **97.417** Behind **1:45.182**
Best Time **3:13.938** Best Speed **99.194** On **5** Gp **b**

Lap	Elapsed Time	Lap Time	Lap Speed
1	3:16.774	3:16.774	95.807
2	6:34.842	3:18.068	97.126
3	9:50.497	3:15.655	98.324
4	13:05.495	3:14.998	98.655
5	16:19.433	3:13.938	99.194
6	19:40.896	3:21.463	95.489

15 21 Alan CONNOR

Total Time **19:48.035** Avg Speed **96.832** Behind **1:52.321**
Best Time **3:16.143** Best Speed **98.079** On **5** Gp **a**

Lap	Elapsed Time	Lap Time	Lap Speed
1	3:20.492	3:20.492	94.030
2	6:39.539	3:19.047	96.648
3	9:58.251	3:18.712	96.811
4	13:15.109	3:16.858	97.723
5	16:31.252	3:16.143	98.079
6	19:48.035	3:16.783	97.760

16 55 Eric WILSON

Total Time **19:50.487** Avg Speed **96.633** Behind **1:54.773**
Best Time **3:16.534** Best Speed **97.884** On **5** Gp **b**

Lap	Elapsed Time	Lap Time	Lap Speed
1	3:22.203	3:22.203	93.235
2	6:40.824	3:18.621	96.855
3	9:59.473	3:18.649	96.842
4	13:17.123	3:17.650	97.331
5	16:33.657	3:16.534	97.884
6	19:50.487	3:16.830	97.737



MCUI Ulster
Centre Timing
powered by
e-Laps timing software

www.elaps-timing.com



AROUND A POUND TANDRAGEE 100

SUPERBIKE

Race 8 - Around a Pound Tandragee 100

Saturday, 05 May 2012

DETAILED RESULT



Race Classification

17 27 James McCANN

Total Time **20:15.342** Avg Speed **94.656** Behind **2:19.628**
Best Time **3:21.058** Best Speed **95.681** On **5** Gp **b**

Lap	Elapsed Time	Lap Time	Lap Speed
1	3:22.998	3:22.998	92.869
2	6:46.358	3:23.360	94.598
3	10:08.283	3:21.925	95.271
4	13:30.517	3:22.234	95.125
5	16:51.575	3:21.058	95.681
6	20:15.342	3:23.767	94.409

18 103 Reuben McPHEE

Total Time **20:41.845** Avg Speed **92.636** Behind **2:46.131**
Best Time **3:23.080** Best Speed **94.729** On **6** Gp **b**

Lap	Elapsed Time	Lap Time	Lap Speed
1	3:32.107	3:32.107	88.881
2	6:59.846	3:27.739	92.604
3	10:28.666	3:28.820	92.125
4	13:55.049	3:26.383	93.213
5	17:18.765	3:23.716	94.433
6	20:41.845	3:23.080	94.729

19 117 Gary MILLER

Total Time **20:42.085** Avg Speed **92.618** Behind **2:46.371**
Best Time **3:22.642** Best Speed **94.933** On **6** Gp **b**

Lap	Elapsed Time	Lap Time	Lap Speed
1	3:29.818	3:29.818	89.851
2	6:59.004	3:29.186	91.964
3	10:27.300	3:28.296	92.357
4	13:54.364	3:27.064	92.906
5	17:19.443	3:25.079	93.805
6	20:42.085	3:22.642	94.933

20 54 Corran SMYTH

Total Time **18:04.384** Avg Speed **88.347** Behind **1 Lap**
Best Time **3:35.662** Best Speed **89.202** On **4** Gp **b**

Lap	Elapsed Time	Lap Time	Lap Speed
1	3:33.117	3:33.117	88.460
2	7:11.012	3:37.895	88.288
3	10:48.196	3:37.184	88.577
4	14:23.858	3:35.662	89.202
5	18:04.384	3:40.526	87.235

Not Classified

DNF 28 Paul GARTLAND

Total Time **16:44.127** Avg Speed **95.409** Behind **1 Lap**
Best Time **3:19.780** Best Speed **96.293** On **4** Gp **b**

Lap	Elapsed Time	Lap Time	Lap Speed
1	3:21.112	3:21.112	93.740
2	6:43.090	3:21.978	95.246
3	10:03.087	3:19.997	96.189
4	13:22.867	3:19.780	96.293
5	16:44.127	3:21.260	95.585

DNF 96 Andy FARRELL

Total Time **9:47.366** Avg Speed **97.601** Behind **3 Laps**
Best Time **3:15.528** Best Speed **98.387** On **3** Gp **a**

Lap	Elapsed Time	Lap Time	Lap Speed
1	3:15.575	3:15.575	96.394
2	6:31.838	3:16.263	98.019
3	9:47.366	3:15.528	98.387

DNF 35 Trevor FERGUSON

Total Time **6:46.725** Avg Speed **93.650** Behind **4 Laps**
Best Time **3:25.439** Best Speed **93.641** On **2** Gp **b**

Lap	Elapsed Time	Lap Time	Lap Speed
1	3:21.286	3:21.286	93.659
2	6:46.725	3:25.439	93.641

Not Classified



MCUI Ulster
Centre Timing
powered by
e-Laps timing software

www.elaps-timing.com



AROUND A POUND TANDRAGEE 100

SUPERBIKE

Race 8 - Around a Pound Tandragee 100

LAP CHART



1					2					4				
No	Name	G	Elapsed Time	Lap Time	No	Name	G	Elapsed Time	Lap Time	No	Name	G	Elapsed Time	Lap Time
77	Ryan FARQUHAR	a	3:01.672	3:01.672	77	Ryan FARQUHAR	a	6:02.036	3:00.364	77	Ryan FARQUHAR	a	12:00.101	2:58.358
3	Michael DUNLOP	a	3:01.988	3:01.988	3	Michael DUNLOP	a	6:02.260	3:00.272	3	Michael DUNLOP	a	12:00.395	2:58.392
16	John BURROWS	a	3:02.873	3:02.873	16	John BURROWS	a	6:06.086	3:03.213	16	John BURROWS	a	12:16.258	3:05.644
36	Michael PEARSON	a	3:06.243	3:06.243	36	Michael PEARSON	a	6:13.434	3:07.191	36	Michael PEARSON	a	12:27.206	3:06.558
82	Derek SHEILS	a	3:10.622	3:10.622	82	Derek SHEILS	a	6:16.732	3:06.110	82	Derek SHEILS	a	12:27.403	3:04.792
65	Michael SWEENEY	a	3:11.308	3:11.308	31	Shaun ANDERSON	a	6:18.798	3:07.130	31	Shaun ANDERSON	a	12:31.409	3:06.237
31	Shaun ANDERSON	a	3:11.668	3:11.668	93	Paul CRANSTON	b	6:26.037	3:12.681	93	Paul CRANSTON	b	12:50.839	3:12.954
9	Wayne KIRWAN	a	3:11.971	3:11.971	9	Wayne KIRWAN	a	6:26.345	3:14.374	9	Wayne KIRWAN	a	12:53.558	3:13.327
93	Paul CRANSTON	b	3:13.356	3:13.356	65	Michael SWEENEY	a	6:26.606	3:15.298	65	Michael SWEENEY	a	12:53.881	3:13.410
150	William DAVISON	a	3:13.513	3:13.513	150	William DAVISON	a	6:27.566	3:14.053	42	Rob BARBER	a	12:54.421	3:13.697
42	Rob BARBER	a	3:14.205	3:14.205	64	Stephen McKNIGHT	a	6:28.345	3:12.407	64	Stephen McKNIGHT	a	12:54.747	3:13.229
96	Andy FARRELL	a	3:15.575	3:15.575	42	Rob BARBER	a	6:28.552	3:14.347	150	William DAVISON	a	12:56.524	3:14.795
64	Stephen McKNIGHT	a	3:15.938	3:15.938	96	Andy FARRELL	a	6:31.838	3:16.263	19	Dave HEWSON	b	13:04.435	3:14.753
26	Dennis BOOTH	b	3:16.774	3:16.774	19	Dave HEWSON	b	6:33.325	3:16.158	26	Dennis BOOTH	b	13:05.495	3:14.998
19	Dave HEWSON	b	3:17.167	3:17.167	26	Dennis BOOTH	b	6:34.842	3:18.068	21	Alan CONNOR	a	13:15.109	3:16.858
21	Alan CONNOR	a	3:20.492	3:20.492	21	Alan CONNOR	a	6:39.539	3:19.047	55	Eric WILSON	b	13:17.123	3:17.650
28	Paul GARTLAND	b	3:21.112	3:21.112	55	Eric WILSON	b	6:40.824	3:18.621	28	Paul GARTLAND	b	13:22.867	3:19.780
35	Trevor FERGUSON	b	3:21.286	3:21.286	28	Paul GARTLAND	b	6:43.090	3:21.978	27	James McCANN	b	13:30.517	3:22.234
55	Eric WILSON	b	3:22.203	3:22.203	27	James McCANN	b	6:46.358	3:23.360	117	Gary MILLER	b	13:54.364	3:27.064
27	James McCANN	b	3:22.998	3:22.998	35	Trevor FERGUSON	b	6:46.725	3:25.439	103	Reuben McPHEE	b	13:55.049	3:26.383
117	Gary MILLER	b	3:29.818	3:29.818	117	Gary MILLER	b	6:59.004	3:29.186	54	Corran SMYTH	b	14:23.858	3:35.662
103	Reuben McPHEE	b	3:32.107	3:32.107	103	Reuben McPHEE	b	6:59.846	3:27.739					
54	Corran SMYTH	b	3:33.117	3:33.117	54	Corran SMYTH	b	7:11.012	3:37.895					

3					5				
No	Name	G	Elapsed Time	Lap Time	No	Name	G	Elapsed Time	Lap Time
77	Ryan FARQUHAR	a	9:01.743	2:59.707	77	Ryan FARQUHAR	a	14:57.746	2:57.645
3	Michael DUNLOP	a	9:02.003	2:59.743	3	Michael DUNLOP	a	14:58.002	2:57.607
16	John BURROWS	a	9:10.614	3:04.528	16	John BURROWS	a	15:22.764	3:06.506
36	Michael PEARSON	a	9:20.648	3:07.214	36	Michael PEARSON	a	15:32.263	3:05.057
82	Derek SHEILS	a	9:22.611	3:05.879	82	Derek SHEILS	a	15:32.745	3:05.342
31	Shaun ANDERSON	a	9:25.172	3:06.374	31	Shaun ANDERSON	a	15:38.009	3:06.600
93	Paul CRANSTON	b	9:37.885	3:11.848	93	Paul CRANSTON	b	16:02.736	3:11.897
9	Wayne KIRWAN	a	9:40.231	3:13.886	42	Rob BARBER	a	16:06.964	3:12.543
65	Michael SWEENEY	a	9:40.471	3:13.865	65	Michael SWEENEY	a	16:07.321	3:13.440
42	Rob BARBER	a	9:40.724	3:12.172	9	Wayne KIRWAN	a	16:07.895	3:14.337
64	Stephen McKNIGHT	a	9:41.518	3:13.173	64	Stephen McKNIGHT	a	16:08.604	3:13.857
150	William DAVISON	a	9:41.729	3:14.163	150	William DAVISON	a	16:11.841	3:15.317
96	Andy FARRELL	a	9:47.366	3:15.528	19	Dave HEWSON	b	16:18.457	3:14.022
19	Dave HEWSON	b	9:49.682	3:16.357	26	Dennis BOOTH	b	16:19.433	3:13.938
26	Dennis BOOTH	b	9:50.497	3:15.655	21	Alan CONNOR	a	16:31.252	3:16.143
21	Alan CONNOR	a	9:58.251	3:18.712	55	Eric WILSON	b	16:33.657	3:16.534
55	Eric WILSON	b	9:59.473	3:18.649	28	Paul GARTLAND	b	16:44.127	3:21.260
28	Paul GARTLAND	b	10:03.087	3:19.997	27	James McCANN	b	16:51.575	3:21.058
27	James McCANN	b	10:08.283	3:21.925	103	Reuben McPHEE	b	17:18.765	3:23.716
117	Gary MILLER	b	10:27.300	3:28.296	117	Gary MILLER	b	17:19.443	3:25.079
103	Reuben McPHEE	b	10:28.666	3:28.820	54	Corran SMYTH	b	18:04.384	3:40.526
54	Corran SMYTH	b	10:48.196	3:37.184					

AROUND A POUND TANDRAGEE 100

SUPERBIKE

Race 8 - Around a Pound Tandragee 100

LAP CHART



6

No	Name	G	Elapsed Time	Lap Time
3	Michael DUNLOP	a	17:55.714	2:57.712
77	Ryan FARQUHAR	a	17:56.657	2:58.911
16	John BURROWS	a	18:30.212	3:07.448
82	Derek SHEILS	a	18:35.687	3:02.942
36	Michael PEARSON	a	18:35.819	3:03.556
31	Shaun ANDERSON	a	18:45.384	3:07.375
93	Paul CRANSTON	b	19:13.856	3:11.120
42	Rob BARBER	a	19:17.418	3:10.454
65	Michael SWEENEY	a	19:17.890	3:10.569
9	Wayne KIRWAN	a	19:18.746	3:10.851
64	Stephen McKNIGHT	a	19:20.134	3:11.530
150	William DAVISON	a	19:28.393	3:16.552
19	Dave HEWSON	b	19:32.227	3:13.770
26	Dennis BOOTH	b	19:40.896	3:21.463
21	Alan CONNOR	a	19:48.035	3:16.783
55	Eric WILSON	b	19:50.487	3:16.830
27	James McCANN	b	20:15.342	3:23.767
103	Reuben McPHEE	b	20:41.845	3:23.080
117	Gary MILLER	b	20:42.085	3:22.642

IRISH ROAD RACE SUPERBIKE

2012

Pos	No.	Name	Total	Diff	Gap	#1	#2
						R1	R1
1	3	Michael DUNLOP	45	0	0	20	25
2	77	Ryan FARQUHAR	45	0	0	25	20
3	16	John BURROWS	26	19	19	10	16
4	36	Michael PEARSON	24	21	2	13	11
5	13	Adrian ARCHIBALD	16	29	8	16	x
6	31	Shaun ANDERSON	15	30	1	5	10
7	82	Derek SHEILS	13	32	2	x	13
8	65	Michael SWEENEY	13	32	0	6	7
9	42	Rob BARBER	12	33	1	4	8
10	18	Guy MARTIN	11	34	1	11	x
11	93	Paul CRANSTON	9	36	2	x	9
12	6	William DUNLOP	9	36	0	9	x
13	71	Davy MORGAN	8	37	1	8	x
14	9	Wayne KIRWAN	8	37	0	2	6
15	44	Jamie HAMILTON	7	38	1	7	x
16	64	Stephen McKNIGHT	5	40	2	x	5
17	150	William DAVISON	5	40	0	1	4
18	19	Dave HEWSON	3	42	2	x	3
19	33	Steve MERCER	3	42	0	3	x
20	26	Dennis BOOTH	2	43	1	x	2
21	21	Alan CONNOR	1	44	1	x	1

Event Legend

#1 27/04/2012 KDM HIRE COOKSTOWN 100

#2 04/05/2012 AROUND A POUND TANDRAGEE 100

ULSTER ROAD RACE SUPERBIKE

2012

Pos	No.	Name	Total	Diff	Gap	#1	#2
						R1	R1
1	3	Michael DUNLOP	45	0	0	20	25
2	77	Ryan FARQUHAR	45	0	0	25	20
3	16	John BURROWS	26	19	19	10	16
4	36	Michael PEARSON	24	21	2	13	11
5	13	Adrian ARCHIBALD	16	29	8	16	x
6	31	Shaun ANDERSON	15	30	1	5	10
7	82	Derek SHEILS	13	32	2	x	13
8	65	Michael SWEENEY	13	32	0	6	7
9	42	Rob BARBER	12	33	1	4	8
10	18	Guy MARTIN	11	34	1	11	x
11	93	Paul CRANSTON	9	36	2	x	9
12	6	William DUNLOP	9	36	0	9	x
13	71	Davy MORGAN	8	37	1	8	x
14	9	Wayne KIRWAN	8	37	0	2	6
15	44	Jamie HAMILTON	7	38	1	7	x
16	64	Stephen McKNIGHT	5	40	2	x	5
17	150	William DAVISON	5	40	0	1	4
18	19	Dave HEWSON	3	42	2	x	3
19	33	Steve MERCER	3	42	0	3	x
20	26	Dennis BOOTH	2	43	1	x	2
21	21	Alan CONNOR	1	44	1	x	1

Event Legend

#1 27/04/2012 KDM HIRE COOKSTOWN 100

#2 04/05/2012 AROUND A POUND TANDRAGEE 100