

Around A Pound

TANDRAGEE 100

Friday 4th & Saturday 5th May 2012

promoted by North Armagh MC & CC

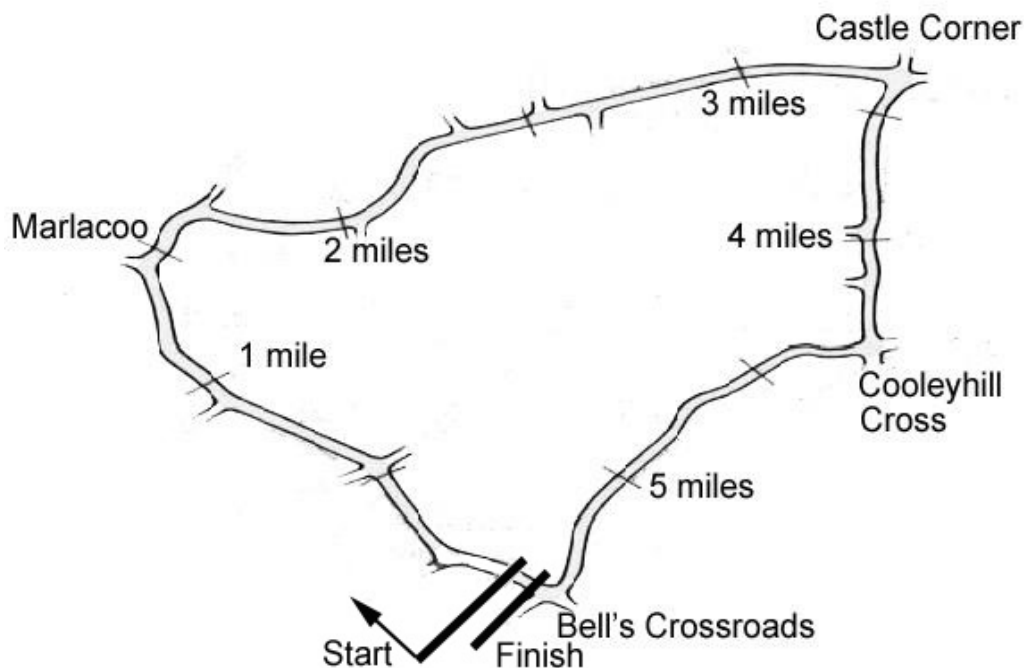
www.tandragee100.co.uk



**& SEGWAY NI
JUNIOR SUPPORT**



Tandragee Circuit 5.34375 miles



LAP RECORDS

Class	Rider	Machine	m	s	mph	Year
125cc	Robert Dunlop	Honda	3	19.38	96.487	1999
Moto 450	Ryan Farquhar	Kawasaki 450	3	24.835	93.917	2011
250cc	Phillip McCallen	Honda	3	10.0	101.25	1991
Supersport 400	Dave Leach	Yamaha	3	20.0	96.19	1995
Supertwins	Adrian Archibald	Kawasaki 650	3	10.196	101.146	2011
Supersport	Michael Dunlop	Yamaha	2	57.522	108.367	2011
Superbike	Michael Dunlop	Kawasaki	2	56.012	109.297	2011
Senior Support	Victor Gilmore	Kawasaki 750	3	14.29	99.014	1999
Junior Support	Michael Dunlop	Yamaha 250	3	20.909	95.752	2006
Classic 1000cc	Stewart Parkhill	BSA 750	3	29.69	91.74	1996
Classic 500cc	Bob Jackson	Norton	3	27.03	92.921	1998
Classic 350cc	Colin Rodgers	Honda	3	38.59	88.007	1999
Classic 250cc	Gary Long	Suzuki	3	42.23	86.566	1997

MOST WINS at TANDRAGEE 100

Joey Dunlop	18	1971 - 00
Brian Reid	14	1980 - 94
Ray McCullough	10	1971 - 82
Phillip McCallen	9	1988 - 99
Ryan Farquhar	9	1996 - 11
Sam McClements	8	1981 - 89
Robert Dunlop	7	1985 - 06
Michael Dunlop	7	2006 - 11

ALL TIME IRISH ROAD RACE WINNERS (after Cookstown 100 2012)

Most Wins at All Irish Road Race Meetings

1.	Ryan Farquhar	177	1995 - 11
2.	Joey Dunlop	156	1971 - 00
3.	Robert Dunlop	135	1980 - 08
4.	Ray McCullough	109	1960 - 82
	Phillip McCallen	109	1987 - 99
6.	Brian Reid	78	1980 - 94
7.	Darran Lindsay	75	1999 - 06
8.	William Dunlop	69	2005 - 12
9.	James Courtney	66	1992 - 99
10.	Adrian Archibald	64	1994 - 06

AROUND A POUND TANDRAGEE 100


JUNIOR SUPPORT
Controlled Practice
Friday, 04 May 2012



Pos	Class	No	Name	Machine / Sponsor	----- Best Lap -----			Laps	
					Time	Behind	Speed		
Qualifying Classification									
1	SJUN	69	Ronnie SCOTT	Kawasaki 650	3:47.961		84.389	4	5
2	SJUN	77	Mark SHIELS	Kawasaki 650	3:55.107	7.146	81.824	5	5
3	SJUN	97	William HARA	Suzuki 650 - Spotless	3:57.117	9.156	81.131	5	5
4	SJUN	47	Davie BLACK	Suzuki 650 - John Hunter	3:57.740	9.779	80.918	4	5
5	SJUN	43	Robbie LYALL	Kawasaki 650	3:57.972	10.011	80.839	4	4
6	SJUN	18	Vic ALLAN	Kawasaki 650	3:58.600	10.639	80.627	5	5
7	SJUN	125	Nigel HOWARD	Suzuki 650	3:59.188	11.227	80.428	4	5
8	SJUN	174	Rodney PATTON	Suzuki 650 - Patton Racing	4:01.015	13.054	79.819	4	5
9	SJUN	153	Noel BERTRAM	Suzuki 650	4:01.808	13.847	79.557	4	5
10	SJUN	106	Bernard DALY	Honda 400 - DDRRSC	4:02.441	14.480	79.349	3	3
11	SJUN	81	Julian KIRK	Kawasaki 650	4:02.819	14.858	79.226	5	5
12	SJUN	74	Tommy HENRY	Honda 250	4:04.077	16.116	78.817	3	5
13	SJUN	21	Roy SCOTT	Yamaha 400 - Knipe	4:06.566	18.605	78.022	2	5
14	SJUN	42	Brian LOUGHLIN	Suzuki 650	4:10.911	22.950	76.671	3	5
15	SJUN	168	Noel MURPHY	Kawasaki 650	4:10.967	23.006	76.654	3	3
16	SJUN	96	Stephen CARR	Kawasaki 400 - Once Bitten	4:14.189	26.228	75.682	4	5
17	SJUN	118	Tommy HEAPHY	Suzuki 650	4:14.441	26.480	75.607	2	5
18	SJUN	30	Aron HATCH	Suzuki 650 - Mongey Transport	4:15.373	27.412	75.331	4	5
19	SJUN	57	Yvonne MONTGOMERY	Kawasaki 400	4:25.527	37.566	72.450	5	5
20	SJUN	52	Michael THOMAS	Honda 400	4:51.761	1:03.800	65.936	4	4

Provisional result to be confirmed by the Stewards of the Meeting subject to completion of technical inspections & the time limit for protests

Page 1 / 1

Circuit	Tandragee	Signed		Organising Club	North Armagh MC&CC
Length(miles)	5.3438 Lap 1 (5.2368)		Chief Timekeeper	Qualifying Started	17:33
Weather	Cloudy	Issued At:	17:56		
Track	Damp				



MCUI Ulster
 Centre Timing
 powered by
 e-Laps timing software

www.elaps-timing.com



AROUND A POUND TANDRAGEE 100

JUNIOR SUPPORT

Controlled Practice

Friday, 04 May 2012

DETAILED RESULT



Qualifying Classification

Position

1 69 Ronnie SCOTT

Behind

Best Time **3:47.961** Best Speed **84.389** On **4** Gp **a**

Lap	Elapsed Time	Lap Time	Lap Speed
1	4:07.605	4:07.605	76.139
2	8:06.957	3:59.352	80.373
3	11:57.765	3:50.808	83.348
4	15:45.726	3:47.961	84.389
5	19:38.174	3:52.448	82.760

2 77 Mark SHIELS

Behind **7.146**

Best Time **3:55.107** Best Speed **81.824** On **5** Gp **a**

Lap	Elapsed Time	Lap Time	Lap Speed
1	4:50.172	4:50.172	64.969
2	9:04.161	4:13.989	75.741
3	13:08.728	4:04.567	78.659
4	17:09.701	4:00.973	79.833
5	21:04.808	3:55.107	81.824

3 97 William HARA

Behind **9.156**

Best Time **3:57.117** Best Speed **81.131** On **5** Gp **a**

Lap	Elapsed Time	Lap Time	Lap Speed
1	4:16.419	4:16.419	73.521
2	8:24.230	4:07.811	77.630
3	12:26.814	4:02.584	79.302
4	16:27.013	4:00.199	80.090
5	20:24.130	3:57.117	81.131

4 47 Davie BLACK

Behind **9.779**

Best Time **3:57.740** Best Speed **80.918** On **4** Gp **a**

Lap	Elapsed Time	Lap Time	Lap Speed
1	4:11.228	4:11.228	75.041
2	8:21.912	4:10.684	76.740
3	12:23.810	4:01.898	79.527
4	16:21.550	3:57.740	80.918
5	20:23.817	4:02.267	79.406

Qualifying Classification

Position

5 43 Robbie LYALL

Behind **10.011**

Best Time **3:57.972** Best Speed **80.839** On **4** Gp **a**

Lap	Elapsed Time	Lap Time	Lap Speed
1	4:34.552	4:34.552	68.666
2	8:40.204	4:05.652	78.312
3	12:38.922	3:58.718	80.587
4	16:36.894	3:57.972	80.839

6 18 Vic ALLAN

Behind **10.639**

Best Time **3:58.600** Best Speed **80.627** On **5** Gp **a**

Lap	Elapsed Time	Lap Time	Lap Speed
1	4:25.211	4:25.211	71.084
2	8:29.917	4:04.706	78.615
3	12:32.060	4:02.143	79.447
4	16:33.577	4:01.517	79.653
5	20:32.177	3:58.600	80.627

7 125 Nigel HOWARD

Behind **11.227**

Best Time **3:59.188** Best Speed **80.428** On **4** Gp **a**

Lap	Elapsed Time	Lap Time	Lap Speed
1	4:19.681	4:19.681	72.598
2	8:26.222	4:06.541	78.030
3	12:28.512	4:02.290	79.399
4	16:27.700	3:59.188	80.428
5	20:27.478	3:59.778	80.230

8 174 Rodney PATTON

Behind **13.054**

Best Time **4:01.015** Best Speed **79.819** On **4** Gp **a**

Lap	Elapsed Time	Lap Time	Lap Speed
1	4:11.426	4:11.426	74.982
2	8:16.912	4:05.486	78.365
3	12:25.388	4:08.476	77.422
4	16:26.403	4:01.015	79.819
5	20:36.411	4:10.008	76.948

AROUND A POUND TANDRAGEE 100

JUNIOR SUPPORT

Controlled Practice

Friday, 04 May 2012

DETAILED RESULT



Qualifying Classification

Position

9 153 Noel BERTRAM

Behind 13.847

Best Time 4:01.808 Best Speed 79.557 On 4 Gp a

Lap	Elapsed Time	Lap Time	Lap Speed
1	4:21.484	4:21.484	72.097
2	8:30.398	4:08.914	77.286
3	12:35.644	4:05.246	78.442
4	16:37.452	4:01.808	79.557
5	20:42.287	4:04.835	78.573

10 106 Bernard DALY

Behind 14.480

Best Time 4:02.441 Best Speed 79.349 On 3 Gp a

Lap	Elapsed Time	Lap Time	Lap Speed
1	4:15.189	4:15.189	73.876
2	8:24.770	4:09.581	77.079
3	12:27.211	4:02.441	79.349

11 81 Julian KIRK

Behind 14.858

Best Time 4:02.819 Best Speed 79.226 On 5 Gp a

Lap	Elapsed Time	Lap Time	Lap Speed
1	4:42.961	4:42.961	66.625
2	8:56.651	4:13.690	75.831
3	13:06.878	4:10.227	76.880
4	17:12.170	4:05.292	78.427
5	21:14.989	4:02.819	79.226

12 74 Tommy HENRY

Behind 16.116

Best Time 4:04.077 Best Speed 78.817 On 3 Gp a

Lap	Elapsed Time	Lap Time	Lap Speed
1	4:49.888	4:49.888	65.033
2	9:00.317	4:10.429	76.818
3	13:04.394	4:04.077	78.817
4	17:16.344	4:11.950	76.354
5	21:21.019	4:04.675	78.625

Qualifying Classification

Position

13 21 Roy SCOTT

Behind 18.605

Best Time 4:06.566 Best Speed 78.022 On 2 Gp a

Lap	Elapsed Time	Lap Time	Lap Speed
1	4:36.451	4:36.451	68.194
2	8:43.017	4:06.566	78.022
3	13:00.139	4:17.122	74.819
4	17:09.145	4:09.006	77.257
5	21:18.284	4:09.139	77.216

14 42 Brian LOUGHLIN

Behind 22.950

Best Time 4:10.911 Best Speed 76.671 On 3 Gp a

Lap	Elapsed Time	Lap Time	Lap Speed
1	4:54.613	4:54.613	63.990
2	9:14.503	4:19.890	74.022
3	13:25.414	4:10.911	76.671
4	17:42.522	4:17.108	74.823
5	21:57.155	4:14.633	75.550

15 168 Noel MURPHY

Behind 23.006

Best Time 4:10.967 Best Speed 76.654 On 3 Gp a

Lap	Elapsed Time	Lap Time	Lap Speed
1	5:02.398	5:02.398	62.343
2	9:14.976	4:12.578	76.165
3	13:25.943	4:10.967	76.654

16 96 Stephen CARR

Behind 26.228

Best Time 4:14.189 Best Speed 75.682 On 4 Gp a

Lap	Elapsed Time	Lap Time	Lap Speed
1	5:02.279	5:02.279	62.367
2	9:20.731	4:18.452	74.434
3	13:36.465	4:15.734	75.225
4	17:50.654	4:14.189	75.682
5	22:06.112	4:15.458	75.306

AROUND A POUND TANDRAGEE 100

JUNIOR SUPPORT

Controlled Practice

Friday, 04 May 2012

DETAILED RESULT



Qualifying Classification

Position

17 118 Tommy HEAPHY

Behind 26.480

Best Time 4:14.441 Best Speed 75.607 On 2 Gp a

Lap	Elapsed Time	Lap Time	Lap Speed
1	4:51.228	4:51.228	64.734
2	9:05.669	4:14.441	75.607
3	13:24.493	4:18.824	74.327
4	17:40.569	4:16.076	75.124
5	21:55.829	4:15.260	75.364

18 30 Aron HATCH

Behind 27.412

Best Time 4:15.373 Best Speed 75.331 On 4 Gp a

Lap	Elapsed Time	Lap Time	Lap Speed
1	4:48.892	4:48.892	65.257
2	9:04.308	4:15.416	75.318
3	13:24.221	4:19.913	74.015
4	17:39.594	4:15.373	75.331
5	21:59.031	4:19.437	74.151

19 57 Yvonne MONTGOMERY

Behind 37.566

Best Time 4:25.527 Best Speed 72.450 On 5 Gp a

Lap	Elapsed Time	Lap Time	Lap Speed
1	4:44.387	4:44.387	66.291
2	9:15.713	4:31.326	70.902
3	13:46.545	4:30.832	71.031
4	18:15.496	4:28.951	71.528
5	22:41.023	4:25.527	72.450

20 52 Michael THOMAS

Behind 1:03.800

Best Time 4:51.761 Best Speed 65.936 On 4 Gp a

Lap	Elapsed Time	Lap Time	Lap Speed
1	5:34.762	5:34.762	56.316
2	10:40.912	5:06.150	62.837
3	15:39.858	4:58.946	64.351
4	20:31.619	4:51.761	65.936

AROUND A POUND TANDRAGEE 100

JUNIOR SUPPPORT

Tandragee 5.344 Miles


R2: Portadown Recycling/Segway NI Junior Support

05/05/2012 11:45

Race (5 Laps)

RACE 2 - JUNIOR SUPPORT

11	96 A	92 B	52 C
10	57 A	49 B	81 C
9	153 A	38 B	81 C
8	<hr/>		
7	42 A	18 A	106 B
6	77 A	74 B	168 C
5	118 A	21 B	125 C
4	47 A	69 B	30 B
3	97 A	43 B	174 C
2	50 A	43 B	174 C
1	50 A POLE POSITION	43 B	174 C



AROUND A POUND TANDRAGEE 100

JUNIOR SUPPORT

Race 2 - Portadown Recycling & Segway NI Junior Support

Saturday, 05 May 2012



Pos	Class	No	Name	Machine / Sponsor	Gp	Laps	Total Time	Behind	Speed	-----Best Lap-----	
										Time	Speed

Race Classification

1	SJUN	47	Davie BLACK	Suzuki 650 - John Hunter	a	5	17:17.849		92.309	3:25.183	93.758	5
2	SJUN	69	Ronnie SCOTT	Kawasaki 650	a	5	17:18.265	0.416	92.272	3:24.634	94.009	5
3	SJUN	174	Rodney PATTON	Suzuki 650 - Patton Racing	a	5	17:57.367	39.518	88.923	3:31.687	90.877	4
4	SJUN	77	Mark SHIELS	Kawasaki 650	a	5	18:03.903	46.054	88.386	3:34.212	89.806	5
5	SJUN	43	Robbie LYALL	Kawasaki 650	a	5	18:04.024	46.175	88.377	3:35.086	89.441	5
6	SJUN	125	Nigel HOWARD	Suzuki 650	a	5	18:04.870	47.021	88.308	3:34.884	89.525	5
7	SJUN	18	Vic ALLAN	Kawasaki 650	a	5	18:05.321	47.472	88.271	3:35.022	89.468	5
8	SJUN	106	Bernard DALY	Honda 400 - DDRRSC	a	5	18:05.787	47.938	88.233	3:36.159	88.997	5
9	SJUN	153	Noel BERTRAM	Suzuki 650	b	5	18:16.844	58.995	87.344	3:38.147	88.186	4
10	SJUN	74	Tommy HENRY	Honda 250	a	5	18:18.856	1:01.007	87.184	3:36.261	88.955	3
11	SJUN	118	Tommy HEAPHY	Suzuki 650	a	5	18:35.070	1:17.221	85.916	3:41.011	87.043	5
12	SJUN	21	Roy SCOTT	Yamaha 400 - Knipe	a	5	18:35.194	1:17.345	85.906	3:42.857	86.322	5
13	SJUN	42	Brian LOUGHLIN	Suzuki 650	a	5	18:35.992	1:18.143	85.845	3:38.639	87.988	3
14	SJUN	81	Julian KIRK	Kawasaki 650	b	5	18:41.153	1:23.304	85.450	3:42.968	86.279	3
15	SJUN	168	Noel MURPHY	Kawasaki 650	a	5	18:57.356	1:39.507	84.232	3:45.664	85.248	4
16	SJUN	38	Derek WILKIE	Kawasaki 400	b	5	19:13.820	1:55.971	83.031	3:48.154	84.318	4
17	SJUN	49	Stephen DAVISON	Suzuki 650	b	5	19:25.335	2:07.486	82.210	3:49.686	83.756	5
18	SJUN	57	Yvonne MONTGOMERY	Kawasaki 400	b	5	20:31.646	3:13.797	77.784	4:06.029	78.192	5

Fastest Lap


SJUN	69	Ronnie SCOTT	Kawasaki 650	a						3:24.634	94.009	5
------	----	--------------	--------------	---	--	--	--	--	--	----------	--------	---

Not Classified

DNF	SJUN	30	Aron HATCH	Suzuki 650 - Mongey Transport	a	4	14:29.226	1 Lap	88.084	3:36.667	88.788	2
DNF	SJUN	96	Stephen CARR	Kawasaki 400 - Once Bitten	b	4	15:12.059	42.833	83.947	3:45.717	85.228	4

Provisional result to be confirmed by the Stewards of the Meeting subject to completion of technical inspections & the time limit for protests

Page 1 / 1

Circuit	Tandragee	Signed		Organising Club	North Armagh MC&CC
Length(miles)	5.3438 Lap 1 (5.2368)		Chief Timekeeper	Race Started	12:32
Weather	Cloudy	Issued At:	12:54	Gp Time Diff - b	25.64
Track	Dry				



MCUI Ulster
Centre Timing
powered by
e-Laps timing software

www.elaps-timing.com



AROUND A POUND TANDRAGEE 100

JUNIOR SUPPORT

Race 2 - Portadown Recycling & Segway NI Junior Support

Saturday, 05 May 2012

DETAILED RESULT



Race Classification

1 47 Davie BLACK

Total Time **17:17.849** Avg Speed **92.309** Behind
Best Time **3:25.183** Best Speed **93.758** On 5 Gp a

Lap	Elapsed Time	Lap Time	Lap Speed
1	3:27.582	3:27.582	90.819
2	6:57.123	3:29.541	91.808
3	10:25.310	3:28.187	92.405
4	13:52.666	3:27.356	92.775
5	17:17.849	3:25.183	93.758

2 69 Ronnie SCOTT

Total Time **17:18.265** Avg Speed **92.272** Behind **0.416**
Best Time **3:24.634** Best Speed **94.009** On 5 Gp a

Lap	Elapsed Time	Lap Time	Lap Speed
1	3:32.569	3:32.569	88.688
2	6:58.937	3:26.368	93.219
3	10:26.414	3:27.477	92.721
4	13:53.631	3:27.217	92.837
5	17:18.265	3:24.634	94.009

3 174 Rodney PATTON

Total Time **17:57.367** Avg Speed **88.923** Behind **39.518**
Best Time **3:31.687** Best Speed **90.877** On 4 Gp a

Lap	Elapsed Time	Lap Time	Lap Speed
1	3:36.610	3:36.610	87.033
2	7:15.235	3:38.625	87.993
3	10:52.579	3:37.344	88.512
4	14:24.266	3:31.687	90.877
5	17:57.367	3:33.101	90.274

4 77 Mark SHIELS

Total Time **18:03.903** Avg Speed **88.386** Behind **46.054**
Best Time **3:34.212** Best Speed **89.806** On 5 Gp a

Lap	Elapsed Time	Lap Time	Lap Speed
1	3:40.869	3:40.869	85.355
2	7:16.074	3:35.205	89.392
3	10:53.383	3:37.309	88.526
4	14:29.691	3:36.308	88.936
5	18:03.903	3:34.212	89.806

Race Classification

5 43 Robbie LYALL

Total Time **18:04.024** Avg Speed **88.377** Behind **46.175**
Best Time **3:35.086** Best Speed **89.441** On 5 Gp a

Lap	Elapsed Time	Lap Time	Lap Speed
1	3:36.845	3:36.845	86.939
2	7:13.290	3:36.445	88.879
3	10:51.716	3:38.426	88.073
4	14:28.938	3:37.222	88.561
5	18:04.024	3:35.086	89.441

6 125 Nigel HOWARD

Total Time **18:04.870** Avg Speed **88.308** Behind **47.021**
Best Time **3:34.884** Best Speed **89.525** On 5 Gp a

Lap	Elapsed Time	Lap Time	Lap Speed
1	3:37.276	3:37.276	86.767
2	7:14.375	3:37.099	88.612
3	10:52.480	3:38.105	88.203
4	14:29.986	3:37.506	88.446
5	18:04.870	3:34.884	89.525

7 18 Vic ALLAN

Total Time **18:05.321** Avg Speed **88.271** Behind **47.472**
Best Time **3:35.022** Best Speed **89.468** On 5 Gp a

Lap	Elapsed Time	Lap Time	Lap Speed
1	3:42.121	3:42.121	84.874
2	7:19.208	3:37.087	88.617
3	10:54.834	3:35.626	89.217
4	14:30.299	3:35.465	89.284
5	18:05.321	3:35.022	89.468

8 106 Bernard DALY

Total Time **18:05.787** Avg Speed **88.233** Behind **47.938**
Best Time **3:36.159** Best Speed **88.997** On 5 Gp a

Lap	Elapsed Time	Lap Time	Lap Speed
1	3:37.850	3:37.850	86.538
2	7:14.656	3:36.806	88.731
3	10:52.310	3:37.654	88.386
4	14:29.628	3:37.318	88.522
5	18:05.787	3:36.159	88.997



MCUI Ulster
Centre Timing
powered by
e-Laps timing software

www.elaps-timing.com



AROUND A POUND TANDRAGEE 100

JUNIOR SUPPORT

Race 2 - Portadown Recycling & Segway NI Junior Support

Saturday, 05 May 2012

DETAILED RESULT



Race Classification

9 153 Noel BERTRAM

Total Time **18:16.844** Avg Speed **87.344** Behind **58.995**
Best Time **3:38.147** Best Speed **88.186** On **4** Gp **b**

Lap	Elapsed Time	Lap Time	Lap Speed
1	3:38.575	3:38.575	86.251
2	7:19.489	3:40.914	87.081
3	10:59.567	3:40.078	87.412
4	14:37.714	3:38.147	88.186
5	18:16.844	3:39.130	87.790

10 74 Tommy HENRY

Total Time **18:18.856** Avg Speed **87.184** Behind **1:01.007**
Best Time **3:36.261** Best Speed **88.955** On **3** Gp **a**

Lap	Elapsed Time	Lap Time	Lap Speed
1	3:47.397	3:47.397	82.905
2	7:26.451	3:39.054	87.821
3	11:02.712	3:36.261	88.955
4	14:41.615	3:38.903	87.881
5	18:18.856	3:37.241	88.554

11 118 Tommy HEAPHY

Total Time **18:35.070** Avg Speed **85.916** Behind **1:17.221**
Best Time **3:41.011** Best Speed **87.043** On **5** Gp **a**

Lap	Elapsed Time	Lap Time	Lap Speed
1	3:44.305	3:44.305	84.048
2	7:25.508	3:41.203	86.968
3	11:09.815	3:44.307	85.764
4	14:54.059	3:44.244	85.788
5	18:35.070	3:41.011	87.043

12 21 Roy SCOTT

Total Time **18:35.194** Avg Speed **85.906** Behind **1:17.345**
Best Time **3:42.857** Best Speed **86.322** On **5** Gp **a**

Lap	Elapsed Time	Lap Time	Lap Speed
1	3:42.986	3:42.986	84.545
2	7:26.055	3:43.069	86.240
3	11:09.360	3:43.305	86.149
4	14:52.337	3:42.977	86.276
5	18:35.194	3:42.857	86.322

Race Classification

13 42 Brian LOUGHLIN

Total Time **18:35.992** Avg Speed **85.845** Behind **1:18.143**
Best Time **3:38.639** Best Speed **87.988** On **3** Gp **a**

Lap	Elapsed Time	Lap Time	Lap Speed
1	3:48.474	3:48.474	82.514
2	7:32.459	3:43.985	85.887
3	11:11.098	3:38.639	87.988
4	14:54.797	3:43.699	85.997
5	18:35.992	3:41.195	86.971

14 81 Julian KIRK

Total Time **18:41.153** Avg Speed **85.450** Behind **1:23.304**
Best Time **3:42.968** Best Speed **86.279** On **3** Gp **b**

Lap	Elapsed Time	Lap Time	Lap Speed
1	3:43.495	3:43.495	84.352
2	7:28.821	3:45.326	85.376
3	11:11.789	3:42.968	86.279
4	14:57.423	3:45.634	85.260
5	18:41.153	3:43.730	85.985

15 168 Noel MURPHY

Total Time **18:57.356** Avg Speed **84.232** Behind **1:39.507**
Best Time **3:45.664** Best Speed **85.248** On **4** Gp **a**

Lap	Elapsed Time	Lap Time	Lap Speed
1	3:48.059	3:48.059	82.664
2	7:35.656	3:47.597	84.524
3	11:23.252	3:47.596	84.525
4	15:08.916	3:45.664	85.248
5	18:57.356	3:48.440	84.212

16 38 Derek WILKIE

Total Time **19:13.820** Avg Speed **83.031** Behind **1:55.971**
Best Time **3:48.154** Best Speed **84.318** On **4** Gp **b**

Lap	Elapsed Time	Lap Time	Lap Speed
1	3:49.808	3:49.808	82.035
2	7:41.604	3:51.796	82.993
3	11:33.636	3:52.032	82.909
4	15:21.790	3:48.154	84.318
5	19:13.820	3:52.030	82.910



MCUI Ulster
Centre Timing
powered by
e-Laps timing software

www.elaps-timing.com



AROUND A POUND TANDRAGEE 100

JUNIOR SUPPORT

Race 2 - Portadown Recycling & Segway NI Junior Support

Saturday, 05 May 2012

DETAILED RESULT



Race Classification

17 49 Stephen DAVISON

Total Time **19:25.335** Avg Speed **82.210** Behind **2:07.486**

Best Time **3:49.686** Best Speed **83.756** On **5** Gp **b**

Lap	Elapsed Time	Lap Time	Lap Speed
1	3:55.444	3:55.444	80.071
2	7:50.420	3:54.976	81.870
3	11:44.052	3:53.632	82.341
4	15:35.649	3:51.597	83.065
5	19:25.335	3:49.686	83.756

18 57 Yvonne MONTGOMERY

Total Time **20:31.646** Avg Speed **77.784** Behind **3:13.797**

Best Time **4:06.029** Best Speed **78.192** On **5** Gp **b**

Lap	Elapsed Time	Lap Time	Lap Speed
1	4:05.082	4:05.082	76.922
2	8:12.869	4:07.787	77.637
3	12:18.925	4:06.056	78.183
4	16:25.617	4:06.692	77.982
5	20:31.646	4:06.029	78.192

Not Classified

DNF 30 Aron HATCH

Total Time **14:29.226** Avg Speed **88.084** Behind **1 Lap**

Best Time **3:36.667** Best Speed **88.788** On **2** Gp **a**

Lap	Elapsed Time	Lap Time	Lap Speed
1	3:36.315	3:36.315	87.152
2	7:12.982	3:36.667	88.788
3	10:50.780	3:37.798	88.327
4	14:29.226	3:38.446	88.065

DNF 96 Stephen CARR

Total Time **15:12.059** Avg Speed **83.947** Behind **42.833**

Best Time **3:45.717** Best Speed **85.228** On **4** Gp **b**

Lap	Elapsed Time	Lap Time	Lap Speed
1	3:50.755	3:50.755	81.698
2	7:38.732	3:47.977	84.384
3	11:26.342	3:47.610	84.520
4	15:12.059	3:45.717	85.228



MCUI Ulster
Centre Timing
powered by
e-Laps timing software

www.elaps-timing.com



AROUND A POUND TANDRAGEE 100

JUNIOR SUPPORT

Race 2 - Portadown Recycling & Segway NI Junior Support

LAP CHART

**1**

No	Name	G	Elapsed Time	Lap Time
47	Davie BLACK	a	3:27.582	3:27.582
69	Ronnie SCOTT	a	3:32.569	3:32.569
30	Aron HATCH	a	3:36.315	3:36.315
174	Rodney PATTON	a	3:36.610	3:36.610
43	Robbie LYALL	a	3:36.845	3:36.845
125	Nigel HOWARD	a	3:37.276	3:37.276
106	Bernard DALY	a	3:37.850	3:37.850
153	Noel BERTRAM	b	3:38.575	3:38.575
77	Mark SHIELS	a	3:40.869	3:40.869
18	Vic ALLAN	a	3:42.121	3:42.121
21	Roy SCOTT	a	3:42.986	3:42.986
81	Julian KIRK	b	3:43.495	3:43.495
118	Tommy HEAPHY	a	3:44.305	3:44.305
74	Tommy HENRY	a	3:47.397	3:47.397
168	Noel MURPHY	a	3:48.059	3:48.059
42	Brian LOUGHLIN	a	3:48.474	3:48.474
38	Derek WILKIE	b	3:49.808	3:49.808
96	Stephen CARR	b	3:50.755	3:50.755
49	Stephen DAVISON	b	3:55.444	3:55.444
57	Yvonne MONTGOMERY	b	4:05.082	4:05.082

2

No	Name	G	Elapsed Time	Lap Time
47	Davie BLACK	a	6:57.123	3:29.541
69	Ronnie SCOTT	a	6:58.937	3:26.368
30	Aron HATCH	a	7:12.982	3:36.667
43	Robbie LYALL	a	7:13.290	3:36.445
125	Nigel HOWARD	a	7:14.375	3:37.099
106	Bernard DALY	a	7:14.656	3:36.806
174	Rodney PATTON	a	7:15.235	3:38.625
77	Mark SHIELS	a	7:16.074	3:35.205
18	Vic ALLAN	a	7:19.208	3:37.087
153	Noel BERTRAM	b	7:19.489	3:40.914
118	Tommy HEAPHY	a	7:25.508	3:41.203
21	Roy SCOTT	a	7:26.055	3:43.069
74	Tommy HENRY	a	7:26.451	3:39.054
81	Julian KIRK	b	7:28.821	3:45.326
42	Brian LOUGHLIN	a	7:32.459	3:43.985
168	Noel MURPHY	a	7:35.656	3:47.597
96	Stephen CARR	b	7:38.732	3:47.977
38	Derek WILKIE	b	7:41.604	3:51.796
49	Stephen DAVISON	b	7:50.420	3:54.976
57	Yvonne MONTGOMERY	b	8:12.869	4:07.787

3

No	Name	G	Elapsed Time	Lap Time
47	Davie BLACK	a	10:25.310	3:28.187
69	Ronnie SCOTT	a	10:26.414	3:27.477
30	Aron HATCH	a	10:50.780	3:37.798
43	Robbie LYALL	a	10:51.716	3:38.426
106	Bernard DALY	a	10:52.310	3:37.654
125	Nigel HOWARD	a	10:52.480	3:38.105
174	Rodney PATTON	a	10:52.579	3:37.344
77	Mark SHIELS	a	10:53.383	3:37.309
18	Vic ALLAN	a	10:54.834	3:35.626
153	Noel BERTRAM	b	10:59.567	3:40.078
74	Tommy HENRY	a	11:02.712	3:36.261
21	Roy SCOTT	a	11:09.360	3:43.305
118	Tommy HEAPHY	a	11:09.815	3:44.307
42	Brian LOUGHLIN	a	11:11.098	3:38.639
81	Julian KIRK	b	11:11.789	3:42.968
168	Noel MURPHY	a	11:23.252	3:47.596
96	Stephen CARR	b	11:26.342	3:47.610
38	Derek WILKIE	b	11:33.636	3:52.032
49	Stephen DAVISON	b	11:44.052	3:53.632
57	Yvonne MONTGOMERY	b	12:18.925	4:06.056

4

No	Name	G	Elapsed Time	Lap Time
47	Davie BLACK	a	13:52.666	3:27.356
69	Ronnie SCOTT	a	13:53.631	3:27.217
174	Rodney PATTON	a	14:24.266	3:31.687
43	Robbie LYALL	a	14:28.938	3:37.222
30	Aron HATCH	a	14:29.226	3:38.446
106	Bernard DALY	a	14:29.628	3:37.318
77	Mark SHIELS	a	14:29.691	3:36.308
125	Nigel HOWARD	a	14:29.986	3:37.506
18	Vic ALLAN	a	14:30.299	3:35.465
153	Noel BERTRAM	b	14:37.714	3:38.147
74	Tommy HENRY	a	14:41.615	3:38.903
21	Roy SCOTT	a	14:52.337	3:42.977
118	Tommy HEAPHY	a	14:54.059	3:44.244
42	Brian LOUGHLIN	a	14:54.797	3:43.699
81	Julian KIRK	b	14:57.423	3:45.634
168	Noel MURPHY	a	15:08.916	3:45.664
96	Stephen CARR	b	15:12.059	3:45.717
38	Derek WILKIE	b	15:21.790	3:48.154
49	Stephen DAVISON	b	15:35.649	3:51.597
57	Yvonne MONTGOMERY	b	16:25.617	4:06.692

5

No	Name	G	Elapsed Time	Lap Time
47	Davie BLACK	a	17:17.849	3:25.183
69	Ronnie SCOTT	a	17:18.265	3:24.634
174	Rodney PATTON	a	17:57.367	3:33.101
77	Mark SHIELS	a	18:03.903	3:34.212
43	Robbie LYALL	a	18:04.024	3:35.086
125	Nigel HOWARD	a	18:04.870	3:34.884
18	Vic ALLAN	a	18:05.321	3:35.022
106	Bernard DALY	a	18:05.787	3:36.159
153	Noel BERTRAM	b	18:16.844	3:39.130
74	Tommy HENRY	a	18:18.856	3:37.241
118	Tommy HEAPHY	a	18:35.070	3:41.011
21	Roy SCOTT	a	18:35.194	3:42.857
42	Brian LOUGHLIN	a	18:35.992	3:41.195
81	Julian KIRK	b	18:41.153	3:43.730
168	Noel MURPHY	a	18:57.356	3:48.440
38	Derek WILKIE	b	19:13.820	3:52.030
49	Stephen DAVISON	b	19:25.335	3:49.686
57	Yvonne MONTGOMERY	b	20:31.646	4:06.029

IRISH ROAD RACE JUNIOR SUPPORT

2012

Pos	No.	Name	Total	Diff	Gap	#1	#2
						R5	R1
1	47	Davie BLACK	30	0	0	5	25
2	174	Rodney PATTON	29	1	1	13	16
3	43	Robbie LYALL	27	3	2	16	11
4	155	Scott CAMPBELL	25	5	2	25	x
5	69	Ronnie SCOTT	24	6	1	4	20
6	50	Peter O'FLAHERTY	20	10	4	20	x
7	77	Mark SHIELS	13	17	7	x	13
8	125	Nigel HOWARD	13	17	0	3	10
9	97	William HARA	11	19	2	11	x
10	100	Josh TRIGWELL	10	20	1	10	x
11	18	Vic ALLAN	9	21	1	x	9
12	117	Alastair BAYLEY	9	21	0	9	x
13	106	Bernard DALY	8	22	1	x	8
14	70	Peter WHITESIDE	8	22	0	8	x
15	153	Noel BERTRAM	7	23	1	x	7
16	32	Stephen McKEOWN	7	23	0	7	x
17	118	Tommy HEAPHY	7	23	0	2	5
18	74	Tommy HENRY	6	24	1	x	6
19	30	Aron HATCH	6	24	0	6	x
20	21	Roy SCOTT	5	25	1	1	4
21	42	Brian LOUGHLIN	3	27	2	x	3
22	81	Julian KIRK	2	28	1	x	2
23	168	Noel MURPHY	1	29	1	x	1

Event Legend

#1 27/04/2012 KDM HIRE COOKSTOWN 100

#2 04/05/2012 AROUND A POUND TANDRAGEE 100

ULSTER ROAD RACE JUNIOR SUPPORT

2012

Pos	No.	Name	Total	Diff	Gap	#1	#2
						R5	R1
1	47	Davie BLACK	30	0	0	5	25
2	174	Rodney PATTON	29	1	1	13	16
3	43	Robbie LYALL	27	3	2	16	11
4	155	Scott CAMPBELL	25	5	2	25	x
5	69	Ronnie SCOTT	24	6	1	4	20
6	50	Peter O'FLAHERTY	20	10	4	20	x
7	77	Mark SHIELS	13	17	7	x	13
8	125	Nigel HOWARD	13	17	0	3	10
9	97	William HARA	11	19	2	11	x
10	100	Josh TRIGWELL	10	20	1	10	x
11	18	Vic ALLAN	9	21	1	x	9
12	117	Alastair BAYLEY	9	21	0	9	x
13	106	Bernard DALY	8	22	1	x	8
14	70	Peter WHITESIDE	8	22	0	8	x
15	153	Noel BERTRAM	7	23	1	x	7
16	32	Stephen McKEOWN	7	23	0	7	x
17	118	Tommy HEAPHY	7	23	0	2	5
18	74	Tommy HENRY	6	24	1	x	6
19	30	Aron HATCH	6	24	0	6	x
20	21	Roy SCOTT	5	25	1	1	4
21	42	Brian LOUGHLIN	3	27	2	x	3
22	81	Julian KIRK	2	28	1	x	2
23	168	Noel MURPHY	1	29	1	x	1

Event Legend

#1 27/04/2012 KDM HIRE COOKSTOWN 100

#2 04/05/2012 AROUND A POUND TANDRAGEE 100