

# Around A Pound

**TANDRAGEE 100**

**Friday 4<sup>th</sup> & Saturday 5<sup>th</sup> May 2012**

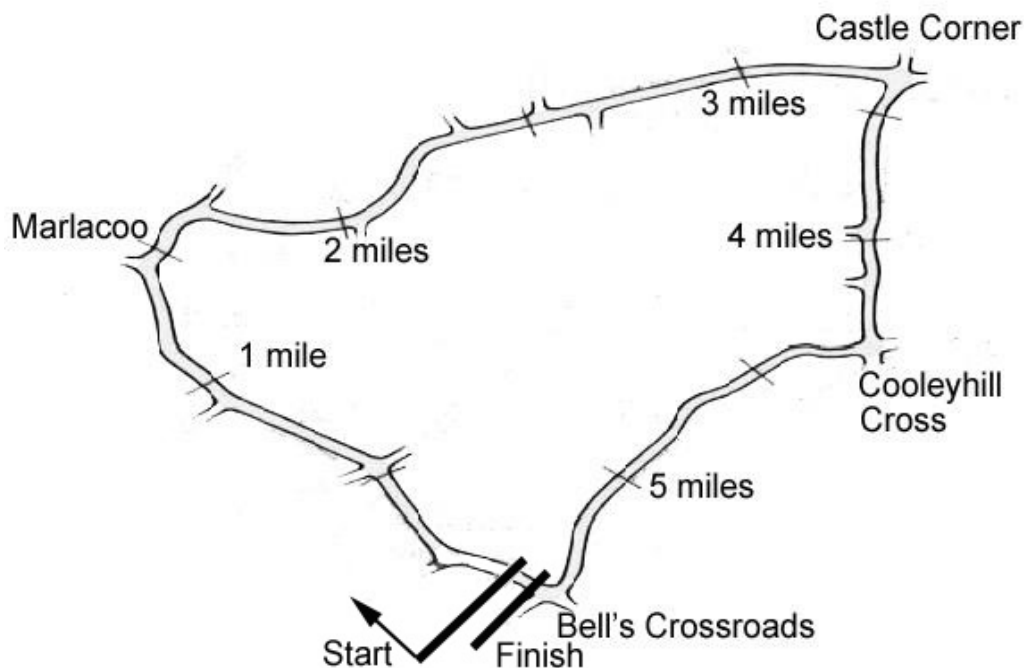
**promoted by North Armagh MC & CC**  
[www.tandragee100.co.uk](http://www.tandragee100.co.uk)

**21<sup>st</sup> CENTURY BACK CARE  
PHILIP RIDDALL MEMORIAL CLASSIC**

**WILLIAM McCOMBE 1000cc  
R HEATRICK LTD. 500cc  
MILLSIDE ENGINEERING 350cc  
GROUCHO'S CAFÉ BAR 250cc**



# Tandragee Circuit 5.34375 miles



## LAP RECORDS

Class	Rider	Machine	m	s	mph	Year
125cc	Robert Dunlop	Honda	3	19.38	96.487	1999
Moto 450	Ryan Farquhar	Kawasaki 450	3	24.835	93.917	2011
250cc	Phillip McCallen	Honda	3	10.0	101.25	1991
Supersport 400	Dave Leach	Yamaha	3	20.0	96.19	1995
Supertwins	Adrian Archibald	Kawasaki 650	3	10.196	101.146	2011
Supersport	Michael Dunlop	Yamaha	2	57.522	108.367	2011
Superbike	Michael Dunlop	Kawasaki	2	56.012	109.297	2011
Senior Support	Victor Gilmore	Kawasaki 750	3	14.29	99.014	1999
Junior Support	Michael Dunlop	Yamaha 250	3	20.909	95.752	2006
Classic 1000cc	Stewart Parkhill	BSA 750	3	29.69	91.74	1996
Classic 500cc	Bob Jackson	Norton	3	27.03	92.921	1998
Classic 350cc	Colin Rodgers	Honda	3	38.59	88.007	1999
Classic 250cc	Gary Long	Suzuki	3	42.23	86.566	1997

## MOST WINS at TANDRAGEE 100

Joey Dunlop	18	1971 - 00
Brian Reid	14	1980 - 94
Ray McCullough	10	1971 - 82
Phillip McCallen	9	1988 - 99
Ryan Farquhar	9	1996 - 11
Sam McClements	8	1981 - 89
Robert Dunlop	7	1985 - 06
Michael Dunlop	7	2006 - 11

## ALL TIME IRISH ROAD RACE WINNERS (after Cookstown 100 2012)

### Most Wins at All Irish Road Race Meetings

1.	Ryan Farquhar	177	1995 - 11
2.	Joey Dunlop	156	1971 - 00
3.	Robert Dunlop	135	1980 - 08
4.	Ray McCullough	109	1960 - 82
	Phillip McCallen	109	1987 - 99
6.	Brian Reid	78	1980 - 94
7.	Darran Lindsay	75	1999 - 06
8.	William Dunlop	69	2005 - 12
9.	James Courtney	66	1992 - 99
10.	Adrian Archibald	64	1994 - 06

# AROUND A POUND TANDRAGEE 100

## CLASSIC

### Controlled Practice


Friday, 04 May 2012



Pos	Class	No	Name	Machine / Sponsor	----- Best Lap -----			Laps	
					Time	Behind	Speed		
<b>Qualifying Classification</b>									
1	C500	39	Paul COWARD	BSA Gold Star 500	3:53.323		82.450	3	5
2	C500	2	Freddie STEWART	Honda 500	3:56.417	3.094	81.371	5	5
3	C350	8	Allan BREW	Drixton Aermacchi 349 - M & D Jacobs	3:58.713	5.390	80.588	4	5
4	C350	67	Herbie RONAN	Honda 350	4:08.514	15.191	77.410	5	5
5	C1000	11	John SCOTT	R North Triumph 930	4:10.143	16.820	76.906	5	5
6	C250	76	Philip SHAW	Suzuki 250	4:15.095	21.772	75.413	4	5
7	C350	40	Barry DAVIDSON	Drixton Honda 350 - Dempster Racing	4:15.391	22.068	75.326	5	5
8	C350	46	Joe LOCKHART	Honda 350 - Davies Motorsport	4:17.111	23.788	74.822	2	5
9	C350	10	Denis GALLAGHER	Drixton Honda 350	4:17.370	24.047	74.746	2	5
10	C350	24	George STINSON	Honda 350	4:17.726	24.403	74.643	5	5
11	C500	5	Gary JAMISON	Honda 500	4:19.870	26.547	74.027	3	5
12	C350	6	Keith COSTELLO	Drixton Honda 350 - Gerry O'Sullivan	4:20.088	26.765	73.965	4	5
13	C500	50	Martin LYONS	Honda 500	4:25.006	31.683	72.593	4	5
14	C500	17	Roy PHIPPS	Norton Gold Star 499	4:25.225	31.902	72.533	3	5
15	C250	27	Bryan ALLAN	Honda 250	4:28.110	34.787	71.752	5	5
16	C250	20	Gary HUTTON	Honda 250	4:28.566	35.243	71.630	5	5
17	C500	9	Sam KINKEAD	Drixton Honda 500	4:28.952	35.629	71.528	5	5
18	C350	136	David HASTINGS	Honda 350	4:29.397	36.074	71.409	5	5
19	C500	150	John JONES	Seeley Matchless 496	4:31.984	38.661	70.730	5	5
20	C350	49	Cathal WHELAN	Honda 350	4:34.488	41.165	70.085	3	3
21	C350	52	Michael THOMAS	Honda 350	4:55.327	1:02.004	65.140	2	4
22	C250	43	Alex McVICKER	Honda 250 - John Ennis	5:01.780	1:08.457	63.747	4	4
23	C250	30	Robert WRIGHT	Honda 250	5:01.928	1:08.605	63.716	4	4
24	C350	34	Trevor STEWART	Honda 350 - TJR Racing	5:30.072	1:36.749	58.283	3	4

Provisional result to be confirmed by the Stewards of the Meeting subject to completion of technical inspections & the time limit for protests

Page 1 / 1

Circuit	<b>Tandragee</b>	Signed		Organising Club	<b>North Armagh MC&amp;CC</b>
Length(miles)	<b>5.3438</b> Lap 1 (5.2368)		Chief Timekeeper	Qualifying Started	<b>18:31</b>
Weather	<b>Cloudy</b>	Issued At:	<b>18:59</b>		
Track	<b>Dry</b>				



MCUI Ulster  
Centre Timing  
powered by  
e-Laps timing software

www.elaps-timing.com



# AROUND A POUND TANDRAGEE 100

## CLASSIC

Controlled Practice

Friday, 04 May 2012

## DETAILED RESULT



### Qualifying Classification

Position

**1** 39 Paul COWARD

Behind

Best Time **3:53.323** Best Speed **82.450** On **3** Gp **a**

Lap	Elapsed Time	Lap Time	Lap Speed
1	4:06.497	4:06.497	76.481
2	8:05.161	3:58.664	80.605
3	11:58.484	3:53.323	82.450
4	15:53.201	3:54.717	81.960
5	19:48.273	3:55.072	81.837

**2** 2 Freddie STEWART

Behind **3.094**

Best Time **3:56.417** Best Speed **81.371** On **5** Gp **a**

Lap	Elapsed Time	Lap Time	Lap Speed
1	4:20.076	4:20.076	72.488
2	8:23.754	4:03.678	78.946
3	12:23.756	4:00.002	80.156
4	16:20.862	3:57.106	81.135
5	20:17.279	3:56.417	81.371

**3** 8 Allan BREW

Behind **5.390**

Best Time **3:58.713** Best Speed **80.588** On **4** Gp **a**

Lap	Elapsed Time	Lap Time	Lap Speed
1	4:25.105	4:25.105	71.113
2	8:30.982	4:05.877	78.240
3	12:30.765	3:59.783	80.229
4	16:29.478	3:58.713	80.588
5	20:30.631	4:01.153	79.773

**4** 67 Herbie RONAN

Behind **15.191**

Best Time **4:08.514** Best Speed **77.410** On **5** Gp **a**

Lap	Elapsed Time	Lap Time	Lap Speed
1	5:25.868	5:25.868	57.853
2	10:00.967	4:35.099	69.929
3	14:33.544	4:32.577	70.576
4	19:05.700	4:32.156	70.686
5	23:14.214	4:08.514	77.410

### Qualifying Classification

Position

**5** 11 John SCOTT

Behind **16.820**

Best Time **4:10.143** Best Speed **76.906** On **5** Gp **a**

Lap	Elapsed Time	Lap Time	Lap Speed
1	5:24.608	5:24.608	58.077
2	9:59.992	4:35.384	69.857
3	14:33.039	4:33.047	70.455
4	19:05.302	4:32.263	70.658
5	23:15.445	4:10.143	76.906

**6** 76 Philip SHAW

Behind **21.772**

Best Time **4:15.095** Best Speed **75.413** On **4** Gp **a**

Lap	Elapsed Time	Lap Time	Lap Speed
1	5:11.191	5:11.191	60.581
2	9:37.035	4:25.844	72.364
3	14:02.702	4:25.667	72.412
4	18:17.797	4:15.095	75.413
5	22:39.501	4:21.704	73.509

**7** 40 Barry DAVIDSON

Behind **22.068**

Best Time **4:15.391** Best Speed **75.326** On **5** Gp **a**

Lap	Elapsed Time	Lap Time	Lap Speed
1	5:35.506	5:35.506	56.191
2	10:04.234	4:28.728	71.587
3	14:46.671	4:42.437	68.113
4	19:18.371	4:31.700	70.804
5	23:33.762	4:15.391	75.326

**8** 46 Joe LOCKHART

Behind **23.788**

Best Time **4:17.111** Best Speed **74.822** On **2** Gp **a**

Lap	Elapsed Time	Lap Time	Lap Speed
1	4:22.540	4:22.540	71.807
2	8:39.651	4:17.111	74.822
3	12:57.175	4:17.524	74.702
4	17:16.252	4:19.077	74.254
5	21:35.453	4:19.201	74.218

# AROUND A POUND TANDRAGEE 100

## CLASSIC

Controlled Practice

Friday, 04 May 2012

## DETAILED RESULT



### Qualifying Classification

Position

**9** 10 Denis GALLAGHER

Behind 24.047

Best Time 4:17.370 Best Speed 74.746 On 2 Gp a

Lap	Elapsed Time	Lap Time	Lap Speed
1	5:57.751	5:57.751	52.697
2	10:15.121	4:17.370	74.746
3	14:45.116	4:29.995	71.251
4	19:12.890	4:27.774	71.842
5	23:32.701	4:19.811	74.044

**10** 24 George STINSON

Behind 24.403

Best Time 4:17.726 Best Speed 74.643 On 5 Gp a

Lap	Elapsed Time	Lap Time	Lap Speed
1	5:13.519	5:13.519	60.131
2	9:47.544	4:34.025	70.203
3	14:11.629	4:24.085	72.846
4	18:33.226	4:21.597	73.539
5	22:50.952	4:17.726	74.643

**11** 5 Gary JAMISON

Behind 26.547

Best Time 4:19.870 Best Speed 74.027 On 3 Gp a

Lap	Elapsed Time	Lap Time	Lap Speed
1	5:27.092	5:27.092	57.636
2	10:17.612	4:50.520	66.217
3	14:37.482	4:19.870	74.027
4	19:12.558	4:35.076	69.935
5	23:39.725	4:27.167	72.006

**12** 6 Keith COSTELLO

Behind 26.765

Best Time 4:20.088 Best Speed 73.965 On 4 Gp a

Lap	Elapsed Time	Lap Time	Lap Speed
1	5:27.566	5:27.566	57.553
2	10:00.604	4:33.038	70.457
3	14:44.539	4:43.935	67.753
4	19:04.627	4:20.088	73.965
5	23:31.915	4:27.288	71.973

### Qualifying Classification

Position

**13** 50 Martin LYONS

Behind 31.683

Best Time 4:25.006 Best Speed 72.593 On 4 Gp a

Lap	Elapsed Time	Lap Time	Lap Speed
1	4:46.517	4:46.517	65.798
2	9:24.660	4:38.143	69.164
3	13:53.048	4:28.388	71.678
4	18:18.054	4:25.006	72.593
5	22:49.254	4:31.200	70.935

**14** 17 Roy PHIPPS

Behind 31.902

Best Time 4:25.225 Best Speed 72.533 On 3 Gp a

Lap	Elapsed Time	Lap Time	Lap Speed
1	5:56.336	5:56.336	52.906
2	10:22.024	4:25.688	72.406
3	14:47.249	4:25.225	72.533
4	19:13.679	4:26.430	72.205
5	23:40.849	4:27.170	72.005

**15** 27 Bryan ALLAN

Behind 34.787

Best Time 4:28.110 Best Speed 71.752 On 5 Gp a

Lap	Elapsed Time	Lap Time	Lap Speed
1	4:59.445	4:59.445	62.957
2	9:30.914	4:31.469	70.864
3	14:00.118	4:29.204	71.461
4	18:29.511	4:29.393	71.411
5	22:57.621	4:28.110	71.752

**16** 20 Gary HUTTON

Behind 35.243

Best Time 4:28.566 Best Speed 71.630 On 5 Gp a

Lap	Elapsed Time	Lap Time	Lap Speed
1	4:58.261	4:58.261	63.207
2	9:29.366	4:31.105	70.960
3	13:58.629	4:29.263	71.445
4	18:27.997	4:29.368	71.417
5	22:56.563	4:28.566	71.630

# AROUND A POUND TANDRAGEE 100

## CLASSIC

Controlled Practice

Friday, 04 May 2012

## DETAILED RESULT



### Qualifying Classification

Position

**17** 9 Sam KINKEAD

Behind 35.629

Best Time 4:28.952 Best Speed 71.528 On 5 Gp a

Lap	Elapsed Time	Lap Time	Lap Speed
1	5:25.528	5:25.528	57.913
2	10:02.069	4:36.541	69.565
3	14:34.806	4:32.737	70.535
4	19:07.192	4:32.386	70.626
5	23:36.144	4:28.952	71.528

**18** 136 David HASTINGS

Behind 36.074

Best Time 4:29.397 Best Speed 71.409 On 5 Gp a

Lap	Elapsed Time	Lap Time	Lap Speed
1	5:27.953	5:27.953	57.485
2	10:02.791	4:34.838	69.996
3	14:35.134	4:32.343	70.637
4	19:07.581	4:32.447	70.610
5	23:36.978	4:29.397	71.409

**19** 150 John JONES

Behind 38.661

Best Time 4:31.984 Best Speed 70.730 On 5 Gp a

Lap	Elapsed Time	Lap Time	Lap Speed
1	5:00.890	5:00.890	62.655
2	9:35.257	4:34.367	70.116
3	14:07.955	4:32.698	70.545
4	18:41.235	4:33.280	70.395
5	23:13.219	4:31.984	70.730

**20** 49 Cathal WHELAN

Behind 41.165

Best Time 4:34.488 Best Speed 70.085 On 3 Gp a

Lap	Elapsed Time	Lap Time	Lap Speed
1	5:29.427	5:29.427	57.228
2	10:18.659	4:49.232	66.512
3	14:53.147	4:34.488	70.085

**21** 52 Michael THOMAS

Behind 1:02.004

Best Time 4:55.327 Best Speed 65.140 On 2 Gp a

Lap	Elapsed Time	Lap Time	Lap Speed
1	5:55.908	5:55.908	52.970
2	10:51.235	4:55.327	65.140
3	15:52.775	5:01.540	63.798
4	20:49.496	4:56.721	64.834

### Qualifying Classification

Position

**22** 43 Alex McVICKER

Behind 1:08.457

Best Time 5:01.780 Best Speed 63.747 On 4 Gp a

Lap	Elapsed Time	Lap Time	Lap Speed
1	5:58.684	5:58.684	52.560
2	11:10.570	5:11.886	61.681
3	16:19.651	5:09.081	62.241
4	21:21.431	5:01.780	63.747

**23** 30 Robert WRIGHT

Behind 1:08.605

Best Time 5:01.928 Best Speed 63.716 On 4 Gp a

Lap	Elapsed Time	Lap Time	Lap Speed
1	5:57.444	5:57.444	52.742
2	11:10.988	5:13.544	61.355
3	16:18.987	5:07.999	62.460
4	21:20.915	5:01.928	63.716

**24** 34 Trevor STEWART

Behind 1:36.749

Best Time 5:30.072 Best Speed 58.283 On 3 Gp a

Lap	Elapsed Time	Lap Time	Lap Speed
1	6:03.227	6:03.227	51.902
2	11:48.331	5:45.104	55.744
3	17:18.403	5:30.072	58.283
4	22:50.771	5:32.368	57.880

AROUND A POUND TANDRAGEE 100

CLASSIC - 21st Century Back Care

Tandragee 5.344 Miles

R4: Groucho's Cafe/Millside Eng/R Heatrick/W McCombe Classic

05/05/2012 13:15

Race (5 Laps)

**Race 4 - CLASSIC**

13	61 A	69 B	211 C
12		30 A	34 B
11	49 A	52 B	43 C
10		27 A	20 B
9	76 A	46 B	24 C
8	<hr/>		
7			
6		17 A	
5	5 A	9 B	50 C
4		67 A	150 B
3	40 A	136 B	10 C
2		6 A	8 B
1	11 A POLE POSITION	39 B	2 C

**B**

**A**



# AROUND A POUND TANDRAGEE 100

## CLASSIC

### Race 4 - Groucho's Café/Millside Eng/R Heatrick/W McCombe Classic

Saturday, 05 May 2012



Pos	Class	No	Name	Machine / Sponsor	Gp	Laps	Total Time	Behind	Speed	-----Best Lap-----		
										Time	Speed	On
<b>Race Classification</b>												
1	C1000	11	John SCOTT	R North Triumph 930	a	4	15:03.260		84.765	3:44.552	85.671	2
2	C500	5	Gary JAMISON	Honda 500	a	4	15:15.105	11.845	83.668	3:49.022	83.998	3
3	C350	6	Keith COSTELLO	Drixton Honda 350 - Gerry O'Sullivan	a	4	15:15.400	12.140	83.641	3:46.901	84.784	4
4	C500	2	Freddie STEWART	Honda 500	a	4	15:23.384	20.124	82.918	3:49.938	83.664	3
5	C350	8	Allan BREW	Drixton Aermacchi 349 - M & D Jacobs	a	4	15:23.874	20.614	82.874	3:50.564	83.437	3
6	C350	10	Denis GALLAGHER	Drixton Honda 350	a	4	15:26.683	23.423	82.622	3:49.955	83.658	3
7	C500	39	Paul COWARD	BSA Gold Star 500	a	4	15:37.132	33.872	81.701	3:51.509	83.096	3
8	C350	67	Herbie RONAN	Honda 350	a	4	15:41.269	38.009	81.342	3:53.180	82.501	2
9	C350	211	Tim STEPHENSON	Seeley Honda 350 - John Bell	b	4	15:44.486	41.226	81.065	3:54.249	82.124	3
10	C500	9	Sam KINKEAD	Drixton Honda 500	a	4	15:55.108	51.848	80.163	3:58.154	80.778	3
11	C350	24	George STINSON	Honda 350	b	4	16:00.275	57.015	79.732	3:59.273	80.400	3
12	C350	136	David HASTINGS	Honda 350	a	4	16:04.071	1:00.811	79.418	3:58.177	80.770	3
13	C350	46	Joe LOCKHART	Honda 350 - Davies Motorsport	b	4	16:29.371	1:26.111	77.387	4:06.511	78.039	2
14	C250	76	Phillip SHAW	Suzuki 250	b	4	16:33.992	1:30.732	77.028	4:09.076	77.235	2
15	C350	17	Roy PHIPPS	Honda 350	a	4	16:54.637	1:51.377	75.460	4:12.046	76.325	3
16	C250	20	Gary HUTTON	Honda 250	b	4	17:20.253	2:16.993	73.602	4:18.154	74.519	2
17	C350	52	Michael THOMAS	Honda 350	b	4	19:17.671	4:14.411	66.137	4:50.003	66.336	2
18	C250	30	Robert WRIGHT	Honda 250	b	3	14:44.648	1 Lap	64.802	4:52.175	65.842	3
19	C250	43	Alex McVICKER	Honda 250 - John Ennis	b	3	14:45.313	0.665	64.754	4:50.874	66.137	3
20	C350	34	Trevor STEWART	Honda 350 - TJR Racing	b	3	15:56.377	1:11.729	59.942	5:14.741	61.122	2
21	C250	69	Allen GIBSON	Honda 250	b	3	16:18.168	1:33.520	58.607	5:24.531	59.278	2

### Fastest Lap


C1000	11	John SCOTT	R North Triumph 930	a						3:44.552	85.671	2
-------	----	------------	---------------------	---	--	--	--	--	--	----------	--------	---

### Not Classified

<b>DNF</b>	C500	150	John JONES	Seeley Matchless 496	a	3	11:45.165	1 Lap	81.296	3:55.814	81.579	2
<b>DNF</b>	C350	49	Cathal WHELAN	Honda 350	b	2	8:40.473	2 Laps	73.183	4:22.287	73.345	2
<b>DNF</b>	C250	27	Bryan ALLAN	Honda 250	b	1	4:11.468	3 Laps	74.969	4:11.468	74.969	1
<b>DNF</b>	C500	50	Martin LYONS	Honda 500	a	1	4:11.547	0.079	74.945	4:11.547	74.945	1

Provisional result to be confirmed by the Stewards of the Meeting subject to completion of technical inspections & the time limit for protests

Page 1 / 1

Circuit	<b>Tandragee</b>	Signed	 Chief Timekeeper	Organising Club	<b>North Armagh MC&amp;CC</b>
Length(miles)	<b>5.3438</b> Lap 1 (5.2368)	Issued At:	14:20	Race Started	<b>13:58</b>
Weather	<b>Cloudy</b>			Gp Time Diff - b	<b>29.23</b>
Track	<b>Dry</b>				



MCUI Ulster  
Centre Timing  
powered by  
e-Laps timing software

www.elaps-timing.com





# AROUND A POUND TANDRAGEE 100

## CLASSIC

Race 4 - Groucho's Café/Millside Eng/R Heatrick/W McCombe Class

Saturday, 05 May 2012

## DETAILED RESULT



### Race Classification

#### **1** 11 John SCOTT

Total Time **15:03.260** Avg Speed **84.765** Behind  
Best Time **3:44.552** Best Speed **85.671** On **2** Gp **a**

Lap	Elapsed Time	Lap Time	Lap Speed
1	3:43.690	3:43.690	84.279
2	7:28.242	3:44.552	85.671
3	11:15.198	3:46.956	84.763
4	15:03.260	3:48.062	84.352

#### **2** 5 Gary JAMISON

Total Time **15:15.105** Avg Speed **83.668** Behind **11.845**  
Best Time **3:49.022** Best Speed **83.998** On **3** Gp **a**

Lap	Elapsed Time	Lap Time	Lap Speed
1	3:46.571	3:46.571	83.207
2	7:36.927	3:50.356	83.512
3	11:25.949	3:49.022	83.998
4	15:15.105	3:49.156	83.949

#### **3** 6 Keith COSTELLO

Total Time **15:15.400** Avg Speed **83.641** Behind **12.140**  
Best Time **3:46.901** Best Speed **84.784** On **4** Gp **a**

Lap	Elapsed Time	Lap Time	Lap Speed
1	3:49.034	3:49.034	82.312
2	7:40.775	3:51.741	83.013
3	11:28.499	3:47.724	84.477
4	15:15.400	3:46.901	84.784

#### **4** 2 Freddie STEWART

Total Time **15:23.384** Avg Speed **82.918** Behind **20.124**  
Best Time **3:49.938** Best Speed **83.664** On **3** Gp **a**

Lap	Elapsed Time	Lap Time	Lap Speed
1	3:48.593	3:48.593	82.471
2	7:41.576	3:52.983	82.570
3	11:31.514	3:49.938	83.664
4	15:23.384	3:51.870	82.967

#### **5** 8 Allan BREW

Total Time **15:23.874** Avg Speed **82.874** Behind **20.614**  
Best Time **3:50.564** Best Speed **83.437** On **3** Gp **a**

Lap	Elapsed Time	Lap Time	Lap Speed
1	3:49.305	3:49.305	82.215
2	7:41.945	3:52.640	82.692
3	11:32.509	3:50.564	83.437
4	15:23.874	3:51.365	83.148

### Race Classification

#### **6** 10 Denis GALLAGHER

Total Time **15:26.683** Avg Speed **82.622** Behind **23.423**  
Best Time **3:49.955** Best Speed **83.658** On **3** Gp **a**

Lap	Elapsed Time	Lap Time	Lap Speed
1	3:53.791	3:53.791	80.637
2	7:46.241	3:52.450	82.760
3	11:36.196	3:49.955	83.658
4	15:26.683	3:50.487	83.465

#### **7** 39 Paul COWARD

Total Time **15:37.132** Avg Speed **81.701** Behind **33.872**  
Best Time **3:51.509** Best Speed **83.096** On **3** Gp **a**

Lap	Elapsed Time	Lap Time	Lap Speed
1	4:00.170	4:00.170	78.496
2	7:53.080	3:52.910	82.596
3	11:44.589	3:51.509	83.096
4	15:37.132	3:52.543	82.727

#### **8** 67 Herbie RONAN

Total Time **15:41.269** Avg Speed **81.342** Behind **38.009**  
Best Time **3:53.180** Best Speed **82.501** On **2** Gp **a**

Lap	Elapsed Time	Lap Time	Lap Speed
1	3:55.941	3:55.941	79.903
2	7:49.121	3:53.180	82.501
3	11:45.502	3:56.381	81.383
4	15:41.269	3:55.767	81.595

#### **9** 211 Tim STEPHENSON

Total Time **15:44.486** Avg Speed **81.065** Behind **41.226**  
Best Time **3:54.249** Best Speed **82.124** On **3** Gp **b**

Lap	Elapsed Time	Lap Time	Lap Speed
1	3:57.247	3:57.247	79.463
2	7:52.820	3:55.573	81.663
3	11:47.069	3:54.249	82.124
4	15:44.486	3:57.417	81.028

#### **10** 9 Sam KINKEAD

Total Time **15:55.108** Avg Speed **80.163** Behind **51.848**  
Best Time **3:58.154** Best Speed **80.778** On **3** Gp **a**

Lap	Elapsed Time	Lap Time	Lap Speed
1	3:58.792	3:58.792	78.949
2	7:57.198	3:58.406	80.692
3	11:55.352	3:58.154	80.778
4	15:55.108	3:59.756	80.238



MCUI Ulster  
Centre Timing  
powered by  
e-Laps timing software

[www.elaps-timing.com](http://www.elaps-timing.com)



# AROUND A POUND TANDRAGEE 100

## CLASSIC

Race 4 - Groucho's Café/Millside Eng/R Heatrick/W McCombe Class

Saturday, 05 May 2012

## DETAILED RESULT



### Race Classification

#### 11 24 George STINSON

Total Time **16:00.275** Avg Speed **79.732** Behind **57.015**  
 Best Time **3:59.273** Best Speed **80.400** On **3** Gp **b**

Lap	Elapsed Time	Lap Time	Lap Speed
1	3:57.827	3:57.827	79.269
2	7:59.777	4:01.950	79.510
3	11:59.050	3:59.273	80.400
4	16:00.275	4:01.225	79.749

#### 12 136 David HASTINGS

Total Time **16:04.071** Avg Speed **79.418** Behind **1:00.811**  
 Best Time **3:58.177** Best Speed **80.770** On **3** Gp **a**

Lap	Elapsed Time	Lap Time	Lap Speed
1	4:02.320	4:02.320	77.799
2	8:00.895	3:58.575	80.635
3	11:59.072	3:58.177	80.770
4	16:04.071	4:04.999	78.521

#### 13 46 Joe LOCKHART

Total Time **16:29.371** Avg Speed **77.387** Behind **1:26.111**  
 Best Time **4:06.511** Best Speed **78.039** On **2** Gp **b**

Lap	Elapsed Time	Lap Time	Lap Speed
1	4:05.504	4:05.504	76.790
2	8:12.015	4:06.511	78.039
3	12:21.622	4:09.607	77.071
4	16:29.371	4:07.749	77.649

#### 14 76 Philip SHAW

Total Time **16:33.992** Avg Speed **77.028** Behind **1:30.732**  
 Best Time **4:09.076** Best Speed **77.235** On **2** Gp **b**

Lap	Elapsed Time	Lap Time	Lap Speed
1	4:04.987	4:04.987	76.952
2	8:14.063	4:09.076	77.235
3	12:23.924	4:09.861	76.993
4	16:33.992	4:10.068	76.929

#### 15 17 Roy PHIPPS

Total Time **16:54.637** Avg Speed **75.460** Behind **1:51.377**  
 Best Time **4:12.046** Best Speed **76.325** On **3** Gp **a**

Lap	Elapsed Time	Lap Time	Lap Speed
1	4:16.542	4:16.542	73.486
2	8:29.921	4:13.379	75.924
3	12:41.967	4:12.046	76.325
4	16:54.637	4:12.670	76.137

### Race Classification

#### 16 20 Gary HUTTON

Total Time **17:20.253** Avg Speed **73.602** Behind **2:16.993**  
 Best Time **4:18.154** Best Speed **74.519** On **2** Gp **b**

Lap	Elapsed Time	Lap Time	Lap Speed
1	4:20.604	4:20.604	72.341
2	8:38.758	4:18.154	74.519
3	12:58.167	4:19.409	74.159
4	17:20.253	4:22.086	73.401

#### 17 52 Michael THOMAS

Total Time **19:17.671** Avg Speed **66.137** Behind **4:14.411**  
 Best Time **4:50.003** Best Speed **66.336** On **2** Gp **b**

Lap	Elapsed Time	Lap Time	Lap Speed
1	4:44.140	4:44.140	66.349
2	9:34.143	4:50.003	66.336
3	14:26.863	4:52.720	65.720
4	19:17.671	4:50.808	66.152

#### 18 30 Robert WRIGHT

Total Time **14:44.648** Avg Speed **64.802** Behind **1 Lap**  
 Best Time **4:52.175** Best Speed **65.842** On **3** Gp **b**

Lap	Elapsed Time	Lap Time	Lap Speed
1	4:56.436	4:56.436	63.597
2	9:52.473	4:56.037	64.983
3	14:44.648	4:52.175	65.842

#### 19 43 Alex McVICKER

Total Time **14:45.313** Avg Speed **64.754** Behind **0.665**  
 Best Time **4:50.874** Best Speed **66.137** On **3** Gp **b**

Lap	Elapsed Time	Lap Time	Lap Speed
1	4:56.980	4:56.980	63.480
2	9:54.439	4:57.459	64.673
3	14:45.313	4:50.874	66.137

#### 20 34 Trevor STEWART

Total Time **15:56.377** Avg Speed **59.942** Behind **1:11.729**  
 Best Time **5:14.741** Best Speed **61.122** On **2** Gp **b**

Lap	Elapsed Time	Lap Time	Lap Speed
1	5:21.671	5:21.671	58.607
2	10:36.412	5:14.741	61.122
3	15:56.377	5:19.965	60.124



MCUI Ulster  
Centre Timing  
powered by  
e-Laps timing software

www.elaps-timing.com



# AROUND A POUND TANDRAGEE 100

## CLASSIC

Race 4 - Groucho's Café/Millside Eng/R Heatrick/W McCombe Class

Saturday, 05 May 2012

## DETAILED RESULT



### Race Classification

**21** 69 Allen GIBSON

Total Time **16:18.168** Avg Speed **58.607** Behind **1:33.520**

Best Time **5:24.531** Best Speed **59.278** On **2** Gp **b**

Lap	Elapsed Time	Lap Time	Lap Speed
1	5:21.127	5:21.127	58.707
2	10:45.658	5:24.531	59.278
3	16:18.168	5:32.510	57.855

### Not Classified

**DNF** 150 John JONES

Total Time **11:45.165** Avg Speed **81.296** Behind **1 Lap**

Best Time **3:55.814** Best Speed **81.579** On **2** Gp **a**

Lap	Elapsed Time	Lap Time	Lap Speed
1	3:52.809	3:52.809	80.978
2	7:48.623	3:55.814	81.579
3	11:45.165	3:56.542	81.328

**DNF** 49 Cathal WHELAN

Total Time **8:40.473** Avg Speed **73.183** Behind **2 Laps**

Best Time **4:22.287** Best Speed **73.345** On **2** Gp **b**

Lap	Elapsed Time	Lap Time	Lap Speed
1	4:18.186	4:18.186	73.018
2	8:40.473	4:22.287	73.345

**DNF** 27 Bryan ALLAN

Total Time **4:11.468** Avg Speed **74.969** Behind **3 Laps**

Best Time **4:11.468** Best Speed **74.969** On **1** Gp **b**

Lap	Elapsed Time	Lap Time	Lap Speed
1	4:11.468	4:11.468	74.969

**DNF** 50 Martin LYONS

Total Time **4:11.547** Avg Speed **74.945** Behind **0.079**

Best Time **4:11.547** Best Speed **74.945** On **1** Gp **a**

Lap	Elapsed Time	Lap Time	Lap Speed
1	4:11.547	4:11.547	74.945



MCUI Ulster  
Centre Timing  
powered by  
e-Laps timing software

[www.elaps-timing.com](http://www.elaps-timing.com)



# AROUND A POUND TANDRAGEE 100

## CLASSIC

Race 4 - Groucho's Café/Millside Eng/R Heatrick/W McCombe Classi

## LAP CHART

**1**

No	Name	G	Elapsed Time	Lap Time
11	John SCOTT	a	3:43.690	3:43.690
5	Gary JAMISON	a	3:46.571	3:46.571
2	Freddie STEWART	a	3:48.593	3:48.593
6	Keith COSTELLO	a	3:49.034	3:49.034
8	Allan BREW	a	3:49.305	3:49.305
150	John JONES	a	3:52.809	3:52.809
10	Denis GALLAGHER	a	3:53.791	3:53.791
67	Herbie RONAN	a	3:55.941	3:55.941
211	Tim STEPHENSON	b	3:57.247	3:57.247
24	George STINSON	b	3:57.827	3:57.827
9	Sam KINKEAD	a	3:58.792	3:58.792
39	Paul COWARD	a	4:00.170	4:00.170
136	David HASTINGS	a	4:02.320	4:02.320
76	Philip SHAW	b	4:04.987	4:04.987
46	Joe LOCKHART	b	4:05.504	4:05.504
27	Bryan ALLAN	b	4:11.468	4:11.468
50	Martin LYONS	a	4:11.547	4:11.547
17	Roy PHIPPS	a	4:16.542	4:16.542
49	Cathal WHELAN	b	4:18.186	4:18.186
20	Gary HUTTON	b	4:20.604	4:20.604
52	Michael THOMAS	b	4:44.140	4:44.140
30	Robert WRIGHT	b	4:56.436	4:56.436
43	Alex McVICKER	b	4:56.980	4:56.980
69	Allen GIBSON	b	5:21.127	5:21.127
34	Trevor STEWART	b	5:21.671	5:21.671

**2**

No	Name	G	Elapsed Time	Lap Time
11	John SCOTT	a	7:28.242	3:44.552
5	Gary JAMISON	a	7:36.927	3:50.356
6	Keith COSTELLO	a	7:40.775	3:51.741
2	Freddie STEWART	a	7:41.576	3:52.983
8	Allan BREW	a	7:41.945	3:52.640
10	Denis GALLAGHER	a	7:46.241	3:52.450
150	John JONES	a	7:48.623	3:55.814
67	Herbie RONAN	a	7:49.121	3:53.180
211	Tim STEPHENSON	b	7:52.820	3:55.573
39	Paul COWARD	a	7:53.080	3:52.910
9	Sam KINKEAD	a	7:57.198	3:58.406
24	George STINSON	b	7:59.777	4:01.950
136	David HASTINGS	a	8:00.895	3:58.575
46	Joe LOCKHART	b	8:12.015	4:06.511
76	Philip SHAW	b	8:14.063	4:09.076
17	Roy PHIPPS	a	8:29.921	4:13.379
20	Gary HUTTON	b	8:38.758	4:18.154
49	Cathal WHELAN	b	8:40.473	4:22.287
52	Michael THOMAS	b	9:34.143	4:50.003
30	Robert WRIGHT	b	9:52.473	4:56.037
43	Alex McVICKER	b	9:54.439	4:57.459
34	Trevor STEWART	b	10:36.412	5:14.741
69	Allen GIBSON	b	10:45.658	5:24.531

**4**

No	Name	G	Elapsed Time	Lap Time
11	John SCOTT	a	15:03.260	3:48.062
5	Gary JAMISON	a	15:15.105	3:49.156
6	Keith COSTELLO	a	15:15.400	3:46.901
2	Freddie STEWART	a	15:23.384	3:51.870
8	Allan BREW	a	15:23.874	3:51.365
10	Denis GALLAGHER	a	15:26.683	3:50.487
39	Paul COWARD	a	15:37.132	3:52.543
67	Herbie RONAN	a	15:41.269	3:55.767
211	Tim STEPHENSON	b	15:44.486	3:57.417
9	Sam KINKEAD	a	15:55.108	3:59.756
24	George STINSON	b	16:00.275	4:01.225
136	David HASTINGS	a	16:04.071	4:04.999
46	Joe LOCKHART	b	16:29.371	4:07.749
76	Philip SHAW	b	16:33.992	4:10.068
17	Roy PHIPPS	a	16:54.637	4:12.670
20	Gary HUTTON	b	17:20.253	4:22.086
52	Michael THOMAS	b	19:17.671	4:50.808

**3**

No	Name	G	Elapsed Time	Lap Time
11	John SCOTT	a	11:15.198	3:46.956
5	Gary JAMISON	a	11:25.949	3:49.022
6	Keith COSTELLO	a	11:28.499	3:47.724
2	Freddie STEWART	a	11:31.514	3:49.938
8	Allan BREW	a	11:32.509	3:50.564
10	Denis GALLAGHER	a	11:36.196	3:49.955
39	Paul COWARD	a	11:44.589	3:51.509
150	John JONES	a	11:45.165	3:56.542
67	Herbie RONAN	a	11:45.502	3:56.381
211	Tim STEPHENSON	b	11:47.069	3:54.249
9	Sam KINKEAD	a	11:55.352	3:58.154
24	George STINSON	b	11:59.050	3:59.273
136	David HASTINGS	a	11:59.072	3:58.177
46	Joe LOCKHART	b	12:21.622	4:09.607
76	Philip SHAW	b	12:23.924	4:09.861
17	Roy PHIPPS	a	12:41.967	4:12.046
20	Gary HUTTON	b	12:58.167	4:19.409
52	Michael THOMAS	b	14:26.863	4:52.720
30	Robert WRIGHT	b	14:44.648	4:52.175
43	Alex McVICKER	b	14:45.313	4:50.874
34	Trevor STEWART	b	15:56.377	5:19.965
69	Allen GIBSON	b	16:18.168	5:32.510

**IRISH ROAD RACE CLASSIC 1000cc**

2012

Pos	No.	Name	Total	Diff	Gap	#1 #2	
						R1	R1
1	11	John SCOTT	41	0	0	16	25
2	12	Richard FORD	25	16	16	25	x
3	67	Mark McGAW	20	21	5	20	x

**Event Legend**

#1 27/04/2012 KDM HIRE COOKSTOWN 100

#2 04/05/2012 AROUND A POUND TANDRAGEE 100

Championship Standings of IRISH ROAD RACE CLASSIC 500cc

Printed:: 05/05/2012 14:22:47

**IRISH ROAD RACE CLASSIC 500cc**

2012

Pos	No.	Name	Total	Diff	Gap	#1 #2	
						R1	R1
1	2	Freddie STEWART	45	0	0	25	20
2	5	Gary JAMISON	41	4	4	16	25
3	9	Sam KINKEAD	26	19	15	13	13
4	150	John JONES	20	25	6	20	x
5	39	Paul COWARD	16	29	4	x	16
6	4	Billy LYLE	11	34	5	11	x
7	50	Martin LYONS	10	35	1	10	x
8	143	Terence ANDERTON	9	36	1	9	x
9	17	Roy PHIPPS	8	37	1	8	x
10	34	Trevor STEWART	7	38	1	7	x

**Event Legend**

#1 27/04/2012 KDM HIRE COOKSTOWN 100

#2 04/05/2012 AROUND A POUND TANDRAGEE 100

**IRISH ROAD RACE CLASSIC 250cc**

2012

Pos	No.	Name	Total	Diff	Gap	#1 #2	
						R1	R1
1	76	Philip SHAW	45	0	0	20	25
2	11	Peter WAKEFIELD	25	20	20	25	x
3	30	Robert WRIGHT	25	20	0	9	16
4	43	Alex McVICKER	23	22	2	10	13
5	20	Gary HUTTON	20	25	3	x	20
6	69	Allen GIBSON	19	26	1	8	11
7	27	Bryan ALLAN	16	29	3	16	x
8	40	Barry DAVIDSON	13	32	3	13	x
9	23	Alan SMALLBONES	11	34	2	11	x

**Event Legend**

#1 27/04/2012 KDM HIRE COOKSTOWN 100

#2 04/05/2012 AROUND A POUND TANDRAGEE 100

**IRISH ROAD RACE CLASSIC 350cc**

2012

Pos	No.	Name	Total	Diff	Gap	#1 #2	
						R1	R1
1	6	Keith COSTELLO	50	0	0	25	25
2	8	Allan BREW	40	10	10	20	20
3	10	Denis GALLAGHER	26	24	14	10	16
4	167	Herbie RONAN	20	30	6	7	13
5	136	David HASTINGS	20	30	0	11	9
6	40	Barry DAVIDSON	16	34	4	16	x
7	211	Tim STEPHENSON	14	36	2	3	11
8	2	Freddie STEWART	13	37	1	13	x
9	17	Roy PHIPPS	12	38	1	5	7
10	24	George STINSON	10	40	2	x	10
11	9	Sam KINKEAD	9	41	1	9	x
12	4	Billy LYLE	8	42	1	8	x
13	46	Joe LOCKHART	8	42	0	x	8
14	18	Thomas HOGG	6	44	2	6	x
15	52	Michael THOMAS	6	44	0	x	6
16	34	Trevor STEWART	5	45	1	x	5
17	49	Cathal WHELAN	4	46	1	4	x

**Event Legend**

#1 27/04/2012 KDM HIRE COOKSTOWN 100

#2 04/05/2012 AROUND A POUND TANDRAGEE 100

**ULSTER ROAD RACE CLASSIC 250cc**

2012

Pos	No.	Name	Total	Diff	Gap	#1 #2	
						R1	R1
1	76	Philip SHAW	45	0	0	20	25
2	11	Peter WAKEFIELD	25	20	20	25	x
3	30	Robert WRIGHT	25	20	0	9	16
4	43	Alex McVICKER	23	22	2	10	13
5	20	Gary HUTTON	20	25	3	x	20
6	69	Allen GIBSON	19	26	1	8	11
7	27	Bryan ALLAN	16	29	3	16	x
8	40	Barry DAVIDSON	13	32	3	13	x
9	23	Alan SMALLBONES	11	34	2	11	x

**Event Legend**

#1 27/04/2012 KDM HIRE COOKSTOWN 100

#2 04/05/2012 AROUND A POUND TANDRAGEE 100

**ULSTER ROAD RACE CLASSIC 350cc**

2012

Pos	No.	Name	Total	Diff	Gap	#1 #2	
						R1	R1
1	6	Keith COSTELLO	50	0	0	25	25
2	8	Allan BREW	40	10	10	20	20
3	10	Denis GALLAGHER	26	24	14	10	16
4	40	Barry DAVIDSON	16	34	10	16	x
5	211	Tim STEPHENSON	14	36	2	3	11
6	2	Freddie STEWART	13	37	1	13	x
7	67	Herbie RONAN	13	37	0	x	13
8	17	Roy PHIPPS	12	38	1	5	7
9	36	David HASTINGS	11	39	1	11	x
10	24	George STINSON	10	40	1	x	10
11	9	Sam KINKEAD	9	41	1	9	x
12	136	David HASTINGS	9	41	0	x	9
13	4	Billy LYLE	8	42	1	8	x
14	46	Joe LOCKHART	8	42	0	x	8
15	167	Herbie RONAN	7	43	1	7	x
16	18	Thomas HOGG	6	44	1	6	x
17	52	Michael THOMAS	6	44	0	x	6
18	34	Trevor STEWART	5	45	1	x	5
19	49	Cathal WHELAN	4	46	1	4	x

**Event Legend**

#1 27/04/2012 KDM HIRE COOKSTOWN 100

#2 04/05/2012 AROUND A POUND TANDRAGEE 100

**ULSTER ROAD RACE CLASSIC 1000cc**

2012

Pos	No.	Name	Total	Diff	Gap	#1 #2	
						R1	R1
1	11	John SCOTT	41	0	0	16	25
2	12	Richard FORD	25	16	16	25	x
3	67	Mark McGAW	20	21	5	20	x

**Event Legend**

#1 27/04/2012 KDM HIRE COOKSTOWN 100

#2 04/05/2012 AROUND A POUND TANDRAGEE 100

**ULSTER ROAD RACE CLASSIC 500cc**

2012

Pos	No.	Name	Total	Diff	Gap	#1 #2	
						R1	R1
1	2	Freddie STEWART	45	0	0	25	20
2	5	Gary JAMISON	41	4	4	16	25
3	9	Sam KINKEAD	26	19	15	13	13
4	150	John JONES	20	25	6	20	x
5	39	Paul COWARD	16	29	4	x	16
6	4	Billy LYLE	11	34	5	11	x
7	50	Martin LYONS	10	35	1	10	x
8	143	Terence ANDERTON	9	36	1	9	x
9	17	Roy PHIPPS	8	37	1	8	x
10	34	Trevor STEWART	7	38	1	7	x

**Event Legend**

#1 27/04/2012 KDM HIRE COOKSTOWN 100

#2 04/05/2012 AROUND A POUND TANDRAGEE 100