

Around A Pound

TANDRAGEE 100

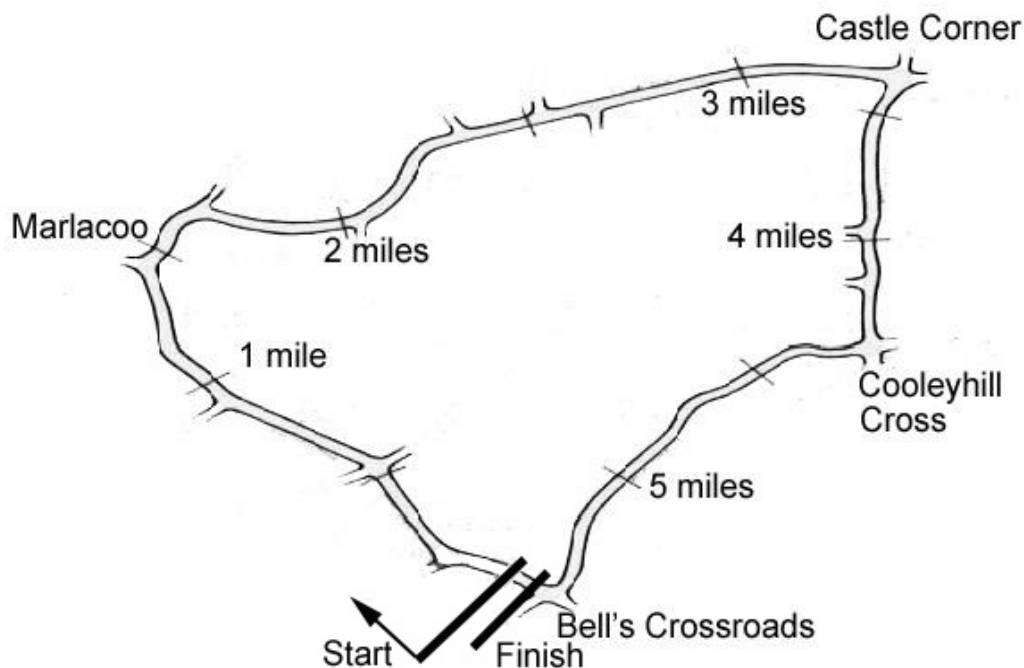
Friday 4th & Saturday 5th May 2012

promoted by North Armagh MC & CC
www.tandragee100.co.uk

CITY AUTOS MOTO 3 (125cc GP)
&
TREVOR WARDE GROUPAGE
SUPERSPORT 400 & MOTO 450



Tandragee Circuit 5.34375 miles



LAP RECORDS

Class	Rider	Machine	m	s	mph	Year
125cc	Robert Dunlop	Honda	3	19.38	96.487	1999
Moto 450	Ryan Farquhar	Kawasaki 450	3	24.835	93.917	2011
250cc	Phillip McCallen	Honda	3	10.0	101.25	1991
Supersport 400	Dave Leach	Yamaha	3	20.0	96.19	1995
Supertwins	Adrian Archibald	Kawasaki 650	3	10.196	101.146	2011
Supersport	Michael Dunlop	Yamaha	2	57.522	108.367	2011
Superbike	Michael Dunlop	Kawasaki	2	56.012	109.297	2011
Senior Support	Victor Gilmore	Kawasaki 750	3	14.29	99.014	1999
Junior Support	Michael Dunlop	Yamaha 250	3	20.909	95.752	2006
Classic 1000cc	Stewart Parkhill	BSA 750	3	29.69	91.74	1996
Classic 500cc	Bob Jackson	Norton	3	27.03	92.921	1998
Classic 350cc	Colin Rodgers	Honda	3	38.59	88.007	1999
Classic 250cc	Gary Long	Suzuki	3	42.23	86.566	1997

MOST WINS at TANDRAGEE 100

Joey Dunlop	18	1971 - 00
Brian Reid	14	1980 - 94
Ray McCullough	10	1971 - 82
Phillip McCallen	9	1988 - 99
Ryan Farquhar	9	1996 - 11
Sam McClements	8	1981 - 89
Robert Dunlop	7	1985 - 06
Michael Dunlop	7	2006 - 11

ALL TIME IRISH ROAD RACE WINNERS (after Cookstown 100 2012)

Most Wins at All Irish Road Race Meetings

1. Ryan Farquhar	177	1995 - 11
2. Joey Dunlop	156	1971 - 00
3. Robert Dunlop	135	1980 - 08
4. Ray McCullough	109	1960 - 82
Phillip McCallen	109	1987 - 99
6. Brian Reid	78	1980 - 94
7. Darran Lindsay	75	1999 - 06
8. William Dunlop	69	2005 - 12
9. James Courtney	66	1992 - 99
10. Adrian Archibald	64	1994 - 06

AROUND A POUND TANDRAGEE 100

MOTO 3 & SUPERSPORT 400 & MOTO 450

Free Practice

Friday, 04 May 2012



Race 5A - City Autos Moto 3 (125cc GP)

Pos	Class	No	Name	Machine / Sponsor	Time	Best Lap		On	Total Laps
						Behind	Speed		
Qualifying Classification									
1	125R	18	Paul ROBINSON	Aprilia 125 - Stoneyford Concrete	3:35.581	4.864	89.236	5	5
2	125R	54	Adrian COLEMAN	Honda 125	3:39.425	3.844	87.672	5	5
3	125R	56	Sam WILSON	Honda 125 - Logan Racing	3:40.646	5.065	87.187	4	5
4	125R	33	Sam DUNLOP	Honda 125	3:42.318	6.737	86.531	5	5
5	125R	333	Warren REEVE	Honda 125 - Flexipatch	3:43.024	7.443	86.258	5	5
6	125R	61	Paul JORDAN	Honda 125 - James Delaney/TorqueTronix	3:43.184	7.603	86.196	3	3
7	125R	9	Wayne KENNEDY	Honda 125 - Harp Farm	3:43.220	7.639	86.182	5	5
8	125R	86	Nigel MOORE	Honda 125	3:44.683	9.102	85.621	5	5
9	125R	6	William DUNLOP	Honda 125 - James Delaney/TorqueTronix	3:47.206	11.625	84.670	2	3
10	125R	44	Craig GIBSON	Honda 125 - Peter Simpson Construction	3:49.146	13.565	83.953	5	5
11	125R	97	Seamus ELLIOTT	Honda 125 - Logan Racing	3:51.681	16.100	83.034	3	3
12	125R	14	Jack SANDS	Honda 125	3:55.215	19.634	81.787	5	5
13	125R	49	Malcolm LOVE	Aprilia 125	3:58.778	23.197	80.566	5	5
14	125R	50	Mick CHATTERTON	Honda 125	3:59.026	23.445	80.483	3	5
15	125R	75	Mark McNEILLY	Honda 125 - Quarry Pro	3:59.028	23.447	80.482	5	5
16	125R	15	Peter McKILLOP	Honda 125 - Law Commercials	4:05.303	29.722	78.423	4	4
17	125R	7	Sarah BOYES	Honda 125	4:09.989	34.408	76.953	4	5
18	125R	150	Brian SMITH	Honda 125 - Logan Racing	4:11.004	35.423	76.642	2	2

Race 5B - Trevor Warde Groupage Supersport 400


Pos	Class	No	Name	Machine / Sponsor	Time	Best Lap		On	Total Laps
						Behind	Speed		
Qualifying Classification									
1	400R	98	Andy FARRELL	Kawasaki 400 - FCS	3:30.717		91.295	4	5
2	400R	99	David YEOMANS	Kawasaki 400	3:39.159	8.442	87.779	5	5
3	400R	1	Paul MAGUIRE	Kawasaki 400	3:41.996	11.279	86.657	3	5
4	400R	21	Roy SCOTT	Yamaha 400 - Knipe	3:54.980	24.263	81.869	5	5
5	400R	96	Stephen CARR	Kawasaki 400 - Once Bitten	3:56.454	25.737	81.358	3	3
6	400R	42	Brian LOUGHLIN	Honda 400	3:56.741	26.024	81.260	4	5
7	400R	95	Robert GORDON	Honda 400	3:57.380	26.663	81.041	4	4
8	400R	57	Yvonne MONTGOMERY	Kawasaki 400	4:23.013	52.296	73.143	2	2

Race 5C - Trevor Warde Groupage Moto 450

Pos	Class	No	Name	Machine / Sponsor	Time	Best Lap		On	Total Laps
						Behind	Speed		
Qualifying Classification									
1	M450	8	Anthony McCOLGAN	KTM 450	3:41.508		86.848	4	5
2	M450	171	Dave WALSH	KTM 450 - DRW Racing	3:59.496	17.988	80.325	5	5

Provisional result to be confirmed by the Stewards of the Meeting subject to completion of technical inspections & the time limit for protests

Page 1 / 1

Circuit	Tandragee	Signed		Organising Club	North Armagh MC&CC
Length(miles)	5.3438 Lap 1 (5.2368)	Chief Timekeeper		Qualifying Started	19:05
Weather	Cloudy	Issued At: 19:28			
Track	Dry				



MCUI Ulster
Centre Timing
powered by
e-Laps timing software

www.elaps-timing.com



AROUND A POUND TANDRAGEE 100

MOTO 3 & SUPERSPORT 400 & MOTO 450

Free Practice

Friday, 04 May 2012

DETAILED RESULT

Race 5A - City Autos Moto 3 (125cc GP)



Qualifying Classification

Position

1 18 Paul ROBINSON

125R Behind 4.864

Best Time **3:35.581** Best Speed **89.236** On 5 Gp a

Lap	Elapsed Time	Lap Time	Lap Speed
1	5:14.762	5:14.762	59.894
2	9:09.142	3:54.380	82.078
3	12:52.838	3:43.696	85.998
4	17:15.384	4:22.546	73.273
5	20:50.965	3:35.581	89.236

2 54 Adrian COLEMAN

125R Behind 3.844

Best Time **3:39.425** Best Speed **87.672** On 5 Gp a

Lap	Elapsed Time	Lap Time	Lap Speed
1	4:50.300	4:50.300	64.941
2	8:39.559	3:49.259	83.912
3	12:32.182	3:52.623	82.698
4	16:12.448	3:40.266	87.338
5	19:51.873	3:39.425	87.672

3 56 Sam WILSON

125R Behind 5.065

Best Time **3:40.646** Best Speed **87.187** On 4 Gp a

Lap	Elapsed Time	Lap Time	Lap Speed
1	4:52.861	4:52.861	64.373
2	8:41.639	3:48.778	84.088
3	12:31.320	3:49.681	83.757
4	16:11.966	3:40.646	87.187
5	20:31.562	4:19.596	74.106

4 33 Sam DUNLOP

125R Behind 6.737

Best Time **3:42.318** Best Speed **86.531** On 5 Gp a

Lap	Elapsed Time	Lap Time	Lap Speed
1	4:49.325	4:49.325	65.160
2	8:44.599	3:55.274	81.766
3	12:41.189	3:56.590	81.312
4	16:32.227	3:51.038	83.266
5	20:14.545	3:42.318	86.531

Race 5A - City Autos Moto 3 (125cc GP)

Qualifying Classification

Position

5 333 Warren REEVE

125R Behind 7.443

Best Time **3:43.024** Best Speed **86.258** On 5 Gp a

Lap	Elapsed Time	Lap Time	Lap Speed
1	4:36.874	4:36.874	68.090
2	8:32.347	3:55.473	81.697
3	12:21.374	3:49.027	83.997
4	16:06.519	3:45.145	85.445
5	19:49.543	3:43.024	86.258

6 61 Paul JORDAN

125R Behind 7.603

Best Time **3:43.184** Best Speed **86.196** On 3 Gp a

Lap	Elapsed Time	Lap Time	Lap Speed
1	5:20.315	5:20.315	58.856
2	9:08.450	3:48.135	84.325
3	12:51.634	3:43.184	86.196

7 9 Wayne KENNEDY

125R Behind 7.639

Best Time **3:43.220** Best Speed **86.182** On 5 Gp a

Lap	Elapsed Time	Lap Time	Lap Speed
1	4:52.011	4:52.011	64.560
2	8:43.748	3:51.737	83.014
3	12:40.101	3:56.353	81.393
4	16:23.936	3:43.835	85.945
5	20:07.156	3:43.220	86.182

8 86 Nigel MOORE

125R Behind 9.102

Best Time **3:44.683** Best Speed **85.621** On 5 Gp a

Lap	Elapsed Time	Lap Time	Lap Speed
1	4:52.524	4:52.524	64.447
2	8:56.977	4:04.453	78.696
3	12:46.456	3:49.479	83.831
4	16:31.468	3:45.012	85.495
5	20:16.151	3:44.683	85.621

9 6 William DUNLOP

125R Behind 11.625

Best Time **3:47.206** Best Speed **84.670** On 2 Gp a

Lap	Elapsed Time	Lap Time	Lap Speed
1	5:21.119	5:21.119	58.708
2	9:08.325	3:47.206	84.670
3	13:05.299	3:56.974	81.180

AROUND A POUND TANDRAGEE 100

MOTO 3 & SUPERSPORT 400 & MOTO 450

Free Practice

Friday, 04 May 2012

DETAILED RESULT

Race 5A - City Autos Moto 3 (125cc GP)



Qualifying Classification

Position

10 44 Craig GIBSON

125R Behind 13.565

Best Time **3:49.146** Best Speed **83.953** On 5 Gp a

Lap	Elapsed Time	Lap Time	Lap Speed
1	4:52.597	4:52.597	64.431
2	8:51.387	3:58.790	80.562
3	12:47.172	3:55.785	81.589
4	16:40.159	3:52.987	82.569
5	20:29.305	3:49.146	83.953

11 97 Seamus ELLIOTT

125R Behind 16.100

Best Time **3:51.681** Best Speed **83.034** On 3 Gp a

Lap	Elapsed Time	Lap Time	Lap Speed
1	4:54.536	4:54.536	64.007
2	8:50.859	3:56.323	81.403
3	12:42.540	3:51.681	83.034

12 14 Jack SANDS

125R Behind 19.634

Best Time **3:55.215** Best Speed **81.787** On 5 Gp a

Lap	Elapsed Time	Lap Time	Lap Speed
1	4:02.401	4:02.401	77.773
2	8:00.814	3:58.413	80.690
3	11:56.958	3:56.144	81.465
4	15:53.822	3:56.864	81.217
5	19:49.037	3:55.215	81.787

13 49 Malcolm LOVE

125R Behind 23.197

Best Time **3:58.778** Best Speed **80.566** On 5 Gp a

Lap	Elapsed Time	Lap Time	Lap Speed
1	4:26.917	4:26.917	70.630
2	8:35.983	4:09.066	77.239
3	12:41.736	4:05.753	78.280
4	16:42.901	4:01.165	79.769
5	20:41.679	3:58.778	80.566

Race 5A - City Autos Moto 3 (125cc GP)

Qualifying Classification

Position

14 50 Mick CHATTERTON

125R Behind 23.445

Best Time **3:59.026** Best Speed **80.483** On 3 Gp a

Lap	Elapsed Time	Lap Time	Lap Speed
1	4:29.877	4:29.877	69.855
2	8:40.131	4:10.254	76.872
3	12:39.157	3:59.026	80.483
4	16:39.755	4:00.598	79.957
5	20:38.922	3:59.167	80.435

15 75 Mark McNEILLY

125R Behind 23.447

Best Time **3:59.028** Best Speed **80.482** On 5 Gp a

Lap	Elapsed Time	Lap Time	Lap Speed
1	4:16.280	4:16.280	73.561
2	8:28.813	4:12.533	76.178
3	12:35.401	4:06.588	78.015
4	16:41.765	4:06.364	78.086
5	20:40.793	3:59.028	80.482

16 15 Peter McKILLOP

125R Behind 29.722

Best Time **4:05.303** Best Speed **78.423** On 4 Gp a

Lap	Elapsed Time	Lap Time	Lap Speed
1	4:25.013	4:25.013	71.137
2	8:40.823	4:15.810	75.202
3	12:47.893	4:07.070	77.863
4	16:53.196	4:05.303	78.423

17 7 Sarah BOYES

125R Behind 34.408

Best Time **4:09.989** Best Speed **76.953** On 4 Gp a

Lap	Elapsed Time	Lap Time	Lap Speed
1	4:54.127	4:54.127	64.096
2	9:09.617	4:15.490	75.296
3	13:22.147	4:12.530	76.179
4	17:32.136	4:09.989	76.953
5	21:42.867	4:10.731	76.726

18 150 Brian SMITH

125R Behind 35.423

Best Time **4:11.004** Best Speed **76.642** On 2 Gp a

Lap	Elapsed Time	Lap Time	Lap Speed
1	4:32.986	4:32.986	69.060
2	8:43.990	4:11.004	76.642

AROUND A POUND TANDRAGEE 100

MOTO 3 & SUPERSPORT 400 & MOTO 450

Free Practice

Friday, 04 May 2012

DETAILED RESULT

Race 5B - Trevor Warde Groupage Supersport



Qualifying Classification

Position

1 98 Andy FARRELL

400R Behind

Best Time **3:30.717** Best Speed **91.295** On **4** Gp **a**

Lap	Elapsed Time	Lap Time	Lap Speed
1	3:47.370	3:47.370	82.915
2	7:18.928	3:31.558	90.933
3	11:16.466	3:57.538	80.987
4	14:47.183	3:30.717	91.295
5	18:41.201	3:54.018	82.205

2 99 David YEOMANS

400R Behind **8.442**

Best Time **3:39.159** Best Speed **87.779** On **5** Gp **a**

Lap	Elapsed Time	Lap Time	Lap Speed
1	5:03.330	5:03.330	62.151
2	8:51.865	3:48.535	84.177
3	12:41.375	3:49.510	83.820
4	16:28.536	3:47.161	84.687
5	20:07.695	3:39.159	87.779

3 1 Paul MAGUIRE

400R Behind **11.279**

Best Time **3:41.996** Best Speed **86.657** On **3** Gp **a**

Lap	Elapsed Time	Lap Time	Lap Speed
1	3:59.075	3:59.075	78.855
2	7:42.327	3:43.252	86.169
3	11:24.323	3:41.996	86.657
4	15:06.646	3:42.323	86.530
5	18:48.925	3:42.279	86.547

4 21 Roy SCOTT

400R Behind **24.263**

Best Time **3:54.980** Best Speed **81.869** On **5** Gp **a**

Lap	Elapsed Time	Lap Time	Lap Speed
1	4:53.330	4:53.330	64.270
2	8:57.451	4:04.121	78.803
3	12:57.757	4:00.306	80.054
4	16:55.567	3:57.810	80.894
5	20:50.547	3:54.980	81.869

Race 5B - Trevor Warde Groupage Supersport

Qualifying Classification

Position

5 96 Stephen CARR

400R Behind **25.737**

Best Time **3:56.454** Best Speed **81.358** On **3** Gp **a**

Lap	Elapsed Time	Lap Time	Lap Speed
1	4:55.249	4:55.249	63.852
2	8:54.471	3:59.222	80.417
3	12:50.925	3:56.454	81.358

6 42 Brian LOUGHLIN

400R Behind **26.024**

Best Time **3:56.741** Best Speed **81.260** On **4** Gp **a**

Lap	Elapsed Time	Lap Time	Lap Speed
1	4:26.541	4:26.541	70.729
2	8:31.114	4:04.573	78.657
3	12:34.186	4:03.072	79.143
4	16:30.927	3:56.741	81.260
5	20:30.096	3:59.169	80.435

7 95 Robert GORDON

400R Behind **26.663**

Best Time **3:57.380** Best Speed **81.041** On **4** Gp **a**

Lap	Elapsed Time	Lap Time	Lap Speed
1	4:26.070	4:26.070	70.855
2	8:36.731	4:10.661	76.747
3	12:35.085	3:58.354	80.710
4	16:32.465	3:57.380	81.041

8 57 Yvonne MONTGOMERY

400R Behind **52.296**

Best Time **4:23.013** Best Speed **73.143** On **2** Gp **a**

Lap	Elapsed Time	Lap Time	Lap Speed
1	4:38.782	4:38.782	67.624
2	9:01.795	4:23.013	73.143

AROUND A POUND TANDRAGEE 100

MOTO 3 & SUPERSPORT 400 & MOTO 450

Free Practice

Friday, 04 May 2012

DETAILED RESULT

Race 5C - Trevor Warde Groupage Moto 450



Qualifying Classification

Position

1 8 Anthony McCOLGAN

M450 Behind

Best Time **3:41.508** Best Speed **86.848** On **4** Gp **a**

Lap	Elapsed Time	Lap Time	Lap Speed
1	3:58.186	3:58.186	79.149
2	7:42.982	3:44.796	85.578
3	11:24.585	3:41.603	86.811
4	15:06.093	3:41.508	86.848
5	18:47.758	3:41.665	86.786

2 171 Dave WALSH

M450 Behind **17.988**

Best Time **3:59.496** Best Speed **80.325** On **5** Gp **a**

Lap	Elapsed Time	Lap Time	Lap Speed
1	4:28.409	4:28.409	70.237
2	8:42.179	4:13.770	75.807
3	12:49.426	4:07.247	77.807
4	16:49.772	4:00.346	80.041
5	20:49.268	3:59.496	80.325

AROUND A POUND TANDRAGEE 100

MOTO 3 / SUPERSPORT 400 / MOTO 450

Tandragee 5.344 Miles

R5: City Autos Moto 3 / Trevor Warde Groupage SS400/Moto 450

05/05/2012 14:00


Race (5 Laps)

Race 5 - MOTO 3 / SS400 / MOTO 450

14		15		7	
		A		B	
13	96		95		171
	A		B		C
12		57		99	
		A		B	
11	138		21		42
	A		B		C
10		118		1	
		A		B	
9	77		98		8
	A		B		C
8					
		A		B	
7					
	A		B		C
6		14		75	
		A		B	
5	97		49		50
	A		B		C
4		44		9	
		A		B	
3	33		333		54
	A		B		C
2		18		61	
		A		B	
1	6		86		56
	A		B		C
	POLE POSITION				

B

A



AROUND A POUND TANDRAGEE 100

MOTO 3 / SUPERSPORT 400 / MOTO 450


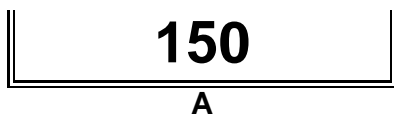
Tandragee 5.344 Miles

R5: City Autos Moto 3 / Trevor Warde Groupage SS400/Moto 450

05/05/2012 14:00

Race (5 Laps)

15



AROUND A POUND TANDRAGEE 100

MOTO 3 & SUPERSPORT 400 & MOTO 450

Race 5 - City Autos Moto 3 & Trevor Warde Groupage SS400/Mo

Saturday, 05 May 2012



Race 5A - City Autos Moto 3 (125cc GP)

Pos	Class	No	Name	Machine / Sponsor	Gp	Laps	Total Time	Behind	Speed	-----Best Lap-----		
										Time	Speed	On
1	125R	18	Paul ROBINSON	Aprilia 125 - Stoneyford Concrete	a	5	17:04.364		93.524	3:22.574	94.965	3
2	125R	56	Sam WILSON	Honda 125 - Logan Racing	a	5	17:05.554	1.190	93.415	3:23.280	94.635	4
3	125R	86	Nigel MOORE	Honda 125	a	5	17:06.661	2.297	93.314	3:23.521	94.523	4
4	125R	33	Sam DUNLOP	Honda 125	a	5	17:46.946	42.582	89.791	3:31.718	90.864	5
5	125R	54	Adrian COLEMAN	Honda 125	a	5	17:50.976	46.612	89.453	3:33.636	90.048	4
6	125R	333	Warren REEVE	Honda 125 - Flexipatch	a	5	18:07.899	1:03.535	88.062	3:36.569	88.829	2
7	125R	50	Mick CHATTERTON	Honda 125	a	5	19:14.120	2:09.756	83.009	3:48.759	84.095	4
8	125R	75	Mark McNEILLY	Honda 125 - Quarry Pro	a	5	19:26.765	2:22.401	82.109	3:50.171	83.579	3
9	125R	15	Peter McKILLOP	Honda 125 - Law Commercials	b	5	19:32.384	2:28.020	81.716	3:49.680	83.758	5
10	125R	7	Sarah BOYES	Honda 125	b	5	19:43.362	2:38.998	80.958	3:54.808	81.929	5

Fastest Lap

125R	6	William DUNLOP	Honda 125 - James Delaney/TorqueTronix	a						3:21.840	95.311	2
------	---	----------------	--	---	--	--	--	--	--	----------	--------	---

Not Classified

DNF	125R	6	William DUNLOP	Honda 125 - James Delaney/TorqueTronix	a	4	13:37.927	1 Lap	93.608	3:21.840	95.311	2
DNF	125R	14	Jack SANDS	Honda 125	a	4	15:20.353	1:42.426	83.191	3:49.819	83.707	3
DNF	125R	9	Wayne KENNEDY	Honda 125 - Harp Farm	a	3	10:42.267	2 Laps	89.258	3:34.340	89.752	3
DNF	125R	44	Craig GIBSON	Honda 125 - Peter Simpson Construction	a	3	10:42.902	0.635	89.170	3:33.158	90.250	2
DNF	125R	150	Brian SMITH	Honda 125 - Logan Racing	a	2	8:33.812	3 Laps	74.132	4:03.430	79.027	2
DNF	125R	61	Paul JORDAN	Honda 125 - James Delaney/TorqueTronix	a	1	3:33.155	4 Laps	88.444	3:33.155	88.444	1
DNF	125R	97	Seamus ELLIOTT	Honda 125 - Logan Racing	a	1	3:38.870	5.715	86.135	3:38.870	86.135	1

Race 5B - Trevor Warde Groupage Supersport 400

Pos	Class	No	Name	Machine / Sponsor	Gp	Laps	Total Time	Behind	Speed	-----Best Lap-----		
										Time	Speed	On
1	400R	98	Andy FARRELL	Kawasaki 400 - FCS	b	5	17:26.660		91.531	3:26.746	93.049	4
2	400R	99	David YEOMANS	Kawasaki 400	b	5	17:28.154	1.494	91.401	3:25.359	93.677	5
3	400R	1	Paul MAGUIRE	Kawasaki 400	b	5	17:49.295	22.635	89.594	3:31.966	90.757	5
4	400R	21	Roy SCOTT	Yamaha 400 - Knipe	b	5	18:30.925	1:04.265	86.237	3:41.961	86.671	3
5	400R	96	Stephen CARR	Kawasaki 400 - Once Bitten	b	5	18:39.701	1:13.041	85.561	3:41.326	86.919	4
6	400R	95	Robert GORDON	Honda 400	b	5	18:52.230	1:25.570	84.614	3:44.934	85.525	3
7	400R	42	Brian LOUGHLIN	Honda 400	b	5	19:14.603	1:47.943	82.974	3:48.222	84.293	2
8	400R	138	Derek WILKIE	Kawasaki 400	b	5	19:29.908	2:03.248	81.889	3:48.145	84.321	4
9	400R	57	Yvonne MONTGOMERY	Kawasaki 400	b	5	20:33.891	3:07.231	77.642	4:06.835	77.937	5

Fastest Lap

400R	99	David YEOMANS	Kawasaki 400	b						3:25.359	93.677	5
------	----	---------------	--------------	---	--	--	--	--	--	----------	--------	---


Race 5C - Trevor Warde Groupage Moto 450

Pos	Class	No	Name	Machine / Sponsor	Gp	Laps	Total Time	Behind	Speed	-----Best Lap-----		
										Time	Speed	On
1	M450	77	Ryan FARQUHAR	Kawasaki 450 - KMR Kawasaki	b	5	16:59.336		93.985	3:23.061	94.738	2
2	M450	8	Anthony McCOLGAN	KTM 450	b	5	17:50.310	50.974	89.509	3:32.334	90.600	5
3	M450	171	Dave WALSH	KTM 450 - DRW Racing	b	5	18:53.146	1:53.810	84.545	3:45.609	85.269	5

Fastest Lap / New Lap Record 94.738 mph (Previously 93.917 mph)

M450	77	Ryan FARQUHAR	Kawasaki 450 - KMR Kawasaki	b						3:23.061	94.738	2
------	----	---------------	-----------------------------	---	--	--	--	--	--	----------	--------	---

Provisional result to be confirmed by the Stewards of the Meeting subject to completion of technical inspections & the time limit for protests

Circuit	Tandragee	Signed		Organising Club	North Armagh MC&CC
Length(miles)	5.3438 Lap 1 (5.2368)	Chief Timekeeper		Race Started	14:31
Weather	Sunny	Issued At: 14:53		Gp Time Diff - b 26.5	
Track	Dry				

AROUND A POUND TANDRAGEE 100

MOTO 3 & SUPERSPORT 400 & MOTO 450

Race 5 - City Autos Moto 3 & Trevor Warde Groupage SS400/Moto4

Saturday, 05 May 2012

DETAILED RESULT



Race 5A - City Autos Moto 3 (125cc GP)

Race Classification

1	18 Paul ROBINSON
Total Time	17:04.364 Avg Speed 93.524 Behind
Best Time	3:22.574 Best Speed 94.965 On 3 Gp a

Lap	Elapsed Time	Lap Time	Lap Speed
1	3:29.261	3:29.261	90.090
2	6:54.760	3:25.499	93.614
3	10:17.334	3:22.574	94.965
4	13:40.402	3:23.068	94.734
5	17:04.364	3:23.962	94.319

2	56 Sam WILSON
Total Time	17:05.554 Avg Speed 93.415 Behind 1.190
Best Time	3:23.280 Best Speed 94.635 On 4 Gp a

Lap	Elapsed Time	Lap Time	Lap Speed
1	3:28.973	3:28.973	90.214
2	6:53.847	3:24.874	93.899
3	10:18.475	3:24.628	94.012
4	13:41.755	3:23.280	94.635
5	17:05.554	3:23.799	94.394

3	86 Nigel MOORE
Total Time	17:06.661 Avg Speed 93.314 Behind 2.297
Best Time	3:23.521 Best Speed 94.523 On 4 Gp a

Lap	Elapsed Time	Lap Time	Lap Speed
1	3:27.828	3:27.828	90.711
2	6:52.768	3:24.940	93.869
3	10:17.971	3:25.203	93.749
4	13:41.492	3:23.521	94.523
5	17:06.661	3:25.169	93.764

4	33 Sam DUNLOP
Total Time	17:46.946 Avg Speed 89.791 Behind 42.582
Best Time	3:31.718 Best Speed 90.864 On 5 Gp a

Lap	Elapsed Time	Lap Time	Lap Speed
1	3:32.968	3:32.968	88.522
2	7:07.636	3:34.668	89.615
3	10:41.694	3:34.058	89.871
4	14:15.228	3:33.534	90.091
5	17:46.946	3:31.718	90.864

Race 5A - City Autos Moto 3 (125cc GP)

Race Classification

5	54 Adrian COLEMAN
Total Time	17:50.976 Avg Speed 89.453 Behind 46.612
Best Time	3:33.636 Best Speed 90.048 On 4 Gp a

Lap	Elapsed Time	Lap Time	Lap Speed
1	3:33.550	3:33.550	88.280
2	7:08.239	3:34.689	89.606
3	10:41.964	3:33.725	90.011
4	14:15.600	3:33.636	90.048
5	17:50.976	3:35.376	89.321

6	333 Warren REEVE
Total Time	18:07.899 Avg Speed 88.062 Behind 1:03.535
Best Time	3:36.569 Best Speed 88.829 On 2 Gp a

Lap	Elapsed Time	Lap Time	Lap Speed
1	3:37.005	3:37.005	86.875
2	7:13.574	3:36.569	88.829
3	10:52.421	3:38.847	87.904
4	14:30.173	3:37.752	88.346
5	18:07.899	3:37.726	88.356

7	50 Mick CHATTERTON
Total Time	19:14.120 Avg Speed 83.009 Behind 2:09.756
Best Time	3:48.759 Best Speed 84.095 On 4 Gp a

Lap	Elapsed Time	Lap Time	Lap Speed
1	3:52.319	3:52.319	81.148
2	7:42.440	3:50.121	83.597
3	11:32.751	3:50.311	83.528
4	15:21.510	3:48.759	84.095
5	19:14.120	3:52.610	82.703

8	75 Mark McNEILLY
Total Time	19:26.765 Avg Speed 82.109 Behind 2:22.401
Best Time	3:50.171 Best Speed 83.579 On 3 Gp a

Lap	Elapsed Time	Lap Time	Lap Speed
1	3:57.130	3:57.130	79.502
2	7:50.662	3:53.532	82.376
3	11:40.833	3:50.171	83.579
4	15:33.274	3:52.441	82.763
5	19:26.765	3:53.491	82.391



MCUI Ulster
Centre Timing
powered by
e-Laps timing software

www.elaps-timing.com



AROUND A POUND TANDRAGEE 100

MOTO 3 & SUPERSPORT 400 & MOTO 450

Race 5 - City Autos Moto 3 & Trevor Warde Groupage SS400/Moto4

Saturday, 05 May 2012

DETAILED RESULT



Race 5A - City Autos Moto 3 (125cc GP)

Race Classification

9 **15 Peter McKILLOP**
Total Time **19:32.384** Avg Speed **81.716** Behind **2:28.020**
Best Time **3:49.680** Best Speed **83.758** On **5** Gp **b**

Lap	Elapsed Time	Lap Time	Lap Speed
1	4:02.465	4:02.465	77.753
2	7:57.747	3:55.282	81.764
3	11:52.868	3:55.121	81.820
4	15:42.704	3:49.836	83.701
5	19:32.384	3:49.680	83.758

10 **7 Sarah BOYES**
Total Time **19:43.362** Avg Speed **80.958** Behind **2:38.998**
Best Time **3:54.808** Best Speed **81.929** On **5** Gp **b**

Lap	Elapsed Time	Lap Time	Lap Speed
1	4:00.468	4:00.468	78.398
2	7:57.433	3:56.965	81.183
3	11:52.595	3:55.162	81.805
4	15:48.554	3:55.959	81.529
5	19:43.362	3:54.808	81.929

Not Classified

DNF **6 William DUNLOP**
Total Time **13:37.927** Avg Speed **93.608** Behind **1 Lap**
Best Time **3:21.840** Best Speed **95.311** On **2** Gp **a**

Lap	Elapsed Time	Lap Time	Lap Speed
1	3:28.878	3:28.878	90.255
2	6:50.718	3:21.840	95.311
3	10:13.796	3:23.078	94.730
4	13:37.927	3:24.131	94.241

DNF **14 Jack SANDS**
Total Time **15:20.353** Avg Speed **83.191** Behind **1:42.426**
Best Time **3:49.819** Best Speed **83.707** On **3** Gp **a**

Lap	Elapsed Time	Lap Time	Lap Speed
1	3:50.012	3:50.012	81.962
2	7:40.523	3:50.511	83.456
3	11:30.342	3:49.819	83.707
4	15:20.353	3:50.011	83.637

DNF **9 Wayne KENNEDY**
Total Time **10:42.267** Avg Speed **89.258** Behind **2 Laps**
Best Time **3:34.340** Best Speed **89.752** On **3** Gp **a**

Lap	Elapsed Time	Lap Time	Lap Speed
1	3:32.348	3:32.348	88.780
2	7:07.927	3:35.579	89.236
3	10:42.267	3:34.340	89.752

Race 5A - City Autos Moto 3 (125cc GP)

Not Classified

DNF **44 Craig GIBSON**
Total Time **10:42.902** Avg Speed **89.170** Behind **0.635**
Best Time **3:33.158** Best Speed **90.250** On **2** Gp **a**

Lap	Elapsed Time	Lap Time	Lap Speed
1	3:36.505	3:36.505	87.076
2	7:09.663	3:33.158	90.250
3	10:42.902	3:33.239	90.216

DNF **150 Brian SMITH**
Total Time **8:33.812** Avg Speed **74.132** Behind **3 Laps**
Best Time **4:03.430** Best Speed **79.027** On **2** Gp **a**

Lap	Elapsed Time	Lap Time	Lap Speed
1	4:30.382	4:30.382	69.725
2	8:33.812	4:03.430	79.027

DNF **61 Paul JORDAN**
Total Time **3:33.155** Avg Speed **88.444** Behind **4 Laps**
Best Time **3:33.155** Best Speed **88.444** On **1** Gp **a**

Lap	Elapsed Time	Lap Time	Lap Speed
1	3:33.155	3:33.155	88.444

DNF **97 Seamus ELLIOTT**
Total Time **3:38.870** Avg Speed **86.135** Behind **5.715**
Best Time **3:38.870** Best Speed **86.135** On **1** Gp **a**

Lap	Elapsed Time	Lap Time	Lap Speed
1	3:38.870	3:38.870	86.135



MCUI Ulster
Centre Timing
powered by
e-Laps timing software

www.elaps-timing.com



AROUND A POUND TANDRAGEE 100

MOTO 3 & SUPERSPORT 400 & MOTO 450

Race 5 - City Autos Moto 3 & Trevor Warde Groupage SS400/Moto4

Saturday, 05 May 2012

DETAILED RESULT



Race 5B - Trevor Warde Groupage Super

Race 5B - Trevor Warde Groupage Super

Race Classification

1	98 Andy FARRELL					
Total Time	17:26.660	Avg Speed	91.531	Behind		
Best Time	3:26.746	Best Speed	93.049	On	4	Gp b
<i>Lap</i>	<i>Elapsed Time</i>	<i>Lap Time</i>	<i>Lap Speed</i>			
1	3:29.346	3:29.346	90.053			
2	7:03.076	3:33.730	90.008			
3	10:31.067	3:27.991	92.492			
4	13:57.813	3:26.746	93.049			
5	17:26.660	3:28.847	92.113			

2	99 David YEOMANS					
Total Time	17:28.154	Avg Speed	91.401	Behind	1.494	
Best Time	3:25.359	Best Speed	93.677	On	5	Gp b
<i>Lap</i>	<i>Elapsed Time</i>	<i>Lap Time</i>	<i>Lap Speed</i>			
1	3:33.095	3:33.095	88.469			
2	7:05.500	3:32.405	90.570			
3	10:34.316	3:28.816	92.127			
4	14:02.795	3:28.479	92.275			
5	17:28.154	3:25.359	93.677			

3	1 Paul MAGUIRE					
Total Time	17:49.295	Avg Speed	89.594	Behind	22.635	
Best Time	3:31.966	Best Speed	90.757	On	5	Gp b
<i>Lap</i>	<i>Elapsed Time</i>	<i>Lap Time</i>	<i>Lap Speed</i>			
1	3:33.259	3:33.259	88.401			
2	7:11.031	3:37.772	88.338			
3	10:43.521	3:32.490	90.534			
4	14:17.329	3:33.808	89.976			
5	17:49.295	3:31.966	90.757			

4	21 Roy SCOTT					
Total Time	18:30.925	Avg Speed	86.237	Behind	1:04.265	
Best Time	3:41.961	Best Speed	86.671	On	3	Gp b
<i>Lap</i>	<i>Elapsed Time</i>	<i>Lap Time</i>	<i>Lap Speed</i>			
1	3:41.221	3:41.221	85.219			
2	7:23.717	3:42.496	86.462			
3	11:05.678	3:41.961	86.671			
4	14:48.422	3:42.744	86.366			
5	18:30.925	3:42.503	86.460			

Race Classification

5	96 Stephen CARR					
Total Time	18:39.701	Avg Speed	85.561	Behind	1:13.041	
Best Time	3:41.326	Best Speed	86.919	On	4	Gp b
<i>Lap</i>	<i>Elapsed Time</i>	<i>Lap Time</i>	<i>Lap Speed</i>			
1	3:46.710	3:46.710	83.156			
2	7:31.603	3:44.893	85.541			
3	11:14.500	3:42.897	86.307			
4	14:55.826	3:41.326	86.919			
5	18:39.701	3:43.875	85.930			

6	95 Robert GORDON					
Total Time	18:52.230	Avg Speed	84.614	Behind	1:25.570	
Best Time	3:44.934	Best Speed	85.525	On	3	Gp b
<i>Lap</i>	<i>Elapsed Time</i>	<i>Lap Time</i>	<i>Lap Speed</i>			
1	3:48.731	3:48.731	82.421			
2	7:34.888	3:46.157	85.063			
3	11:19.822	3:44.934	85.525			
4	15:05.305	3:45.483	85.317			
5	18:52.230	3:46.925	84.775			

7	42 Brian LOUGHLIN					
Total Time	19:14.603	Avg Speed	82.974	Behind	1:47.943	
Best Time	3:48.222	Best Speed	84.293	On	2	Gp b
<i>Lap</i>	<i>Elapsed Time</i>	<i>Lap Time</i>	<i>Lap Speed</i>			
1	3:50.049	3:50.049	81.949			
2	7:38.271	3:48.222	84.293			
3	11:28.544	3:50.273	83.542			
4	15:22.444	3:53.900	82.247			
5	19:14.603	3:52.159	82.863			

8	138 Derek WILKIE					
Total Time	19:29.908	Avg Speed	81.889	Behind	2:03.248	
Best Time	3:48.145	Best Speed	84.321	On	4	Gp b
<i>Lap</i>	<i>Elapsed Time</i>	<i>Lap Time</i>	<i>Lap Speed</i>			
1	4:03.383	4:03.383	77.459			
2	7:58.213	3:54.830	81.921			
3	11:53.280	3:55.067	81.838			
4	15:41.425	3:48.145	84.321			
5	19:29.908	3:48.483	84.197			



MCUI Ulster
Centre Timing
powered by
e-Laps timing software

www.elaps-timing.com



AROUND A POUND TANDRAGEE 100

MOTO 3 & SUPERSPORT 400 & MOTO 450

Race 5 - City Autos Moto 3 & Trevor Warde Groupage SS400/Moto4

Saturday, 05 May 2012

DETAILED RESULT



Race 5B - Trevor Warde Groupage Super

Race Classification

9 57 Yvonne MONTGOMERY

Total Time **20:33.891** Avg Speed **77.642** Behind **3:07.231**

Best Time **4:06.835** Best Speed **77.937** On **5** Gp **b**

Lap	Elapsed Time	Lap Time	Lap Speed
1	4:03.016	4:03.016	77.576
2	8:11.297	4:08.281	77.483
3	12:19.730	4:08.433	77.435
4	16:27.056	4:07.326	77.782
5	20:33.891	4:06.835	77.937

AROUND A POUND TANDRAGEE 100

MOTO 3 & SUPERSPORT 400 & MOTO 450

Race 5 - City Autos Moto 3 & Trevor Warde Groupage SS400/Moto4

Saturday, 05 May 2012

DETAILED RESULT



Race 5C - Trevor Warde Groupage Motc

Race Classification

1 77 Ryan FARQUHAR

Total Time **16:59.336** Avg Speed **93.985** Behind
Best Time **3:23.061** Best Speed **94.738** On **2** Gp **b**

Lap	Elapsed Time	Lap Time	Lap Speed
1	3:22.664	3:22.664	93.022
2	6:45.725	3:23.061	94.738
3	10:09.968	3:24.243	94.189
4	13:33.959	3:23.991	94.306
5	16:59.336	3:25.377	93.669

2 8 Anthony McCOLGAN

Total Time **17:50.310** Avg Speed **89.509** Behind **50.974**
Best Time **3:32.334** Best Speed **90.600** On **5** Gp **b**

Lap	Elapsed Time	Lap Time	Lap Speed
1	3:34.201	3:34.201	88.012
2	7:11.633	3:37.432	88.476
3	10:45.410	3:33.777	89.989
4	14:17.976	3:32.566	90.501
5	17:50.310	3:32.334	90.600

3 171 Dave WALSH

Total Time **18:53.146** Avg Speed **84.545** Behind **1:53.810**
Best Time **3:45.609** Best Speed **85.269** On **5** Gp **b**

Lap	Elapsed Time	Lap Time	Lap Speed
1	3:44.815	3:44.815	83.857
2	7:32.291	3:47.476	84.569
3	11:21.637	3:49.346	83.880
4	15:07.537	3:45.900	85.159
5	18:53.146	3:45.609	85.269



MCUI Ulster
Centre Timing
powered by
e-Laps timing software

www.elaps-timing.com



AROUND A POUND TANDRAGEE 100

MOTO 3 & SUPERSPORT 400 & MOTO 450

Race 5 - City Autos Moto 3 & Trevor Warde Groupage SS400/Moto45

LAP CHART



1					2					3				
No	Name	G	Elapsed Time	Lap Time	No	Name	G	Elapsed Time	Lap Time	No	Name	G	Elapsed Time	Lap Time
77	Ryan FARQUHAR	b	3:22.664	3:22.664	77	Ryan FARQUHAR	b	6:45.725	3:23.061	77	Ryan FARQUHAR	b	10:09.968	3:24.243
86	Nigel MOORE	a	3:27.828	3:27.828	6	William DUNLOP	a	6:50.718	3:21.840	6	William DUNLOP	a	10:13.796	3:23.078
6	William DUNLOP	a	3:28.878	3:28.878	86	Nigel MOORE	a	6:52.768	3:24.940	18	Paul ROBINSON	a	10:17.334	3:22.574
56	Sam WILSON	a	3:28.973	3:28.973	56	Sam WILSON	a	6:53.847	3:24.874	86	Nigel MOORE	a	10:17.971	3:25.203
18	Paul ROBINSON	a	3:29.261	3:29.261	18	Paul ROBINSON	a	6:54.760	3:25.499	56	Sam WILSON	a	10:18.475	3:24.628
98	Andy FARRELL	b	3:29.346	3:29.346	98	Andy FARRELL	b	7:03.076	3:33.730	98	Andy FARRELL	b	10:31.067	3:27.991
9	Wayne KENNEDY	a	3:32.348	3:32.348	99	David YEOMANS	b	7:05.500	3:32.405	99	David YEOMANS	b	10:34.316	3:28.816
33	Sam DUNLOP	a	3:32.968	3:32.968	33	Sam DUNLOP	a	7:07.636	3:34.668	33	Sam DUNLOP	a	10:41.694	3:34.058
99	David YEOMANS	b	3:33.095	3:33.095	9	Wayne KENNEDY	a	7:07.927	3:35.579	54	Adrian COLEMAN	a	10:41.964	3:33.725
61	Paul JORDAN	a	3:33.155	3:33.155	54	Adrian COLEMAN	a	7:08.239	3:34.689	9	Wayne KENNEDY	a	10:42.267	3:34.340
1	Paul MAGUIRE	b	3:33.259	3:33.259	44	Craig GIBSON	a	7:09.663	3:33.158	44	Craig GIBSON	a	10:42.902	3:33.239
54	Adrian COLEMAN	a	3:33.550	3:33.550	1	Paul MAGUIRE	b	7:11.031	3:37.772	1	Paul MAGUIRE	b	10:43.521	3:32.490
8	Anthony McCOLGAN	b	3:34.201	3:34.201	8	Anthony McCOLGAN	b	7:11.633	3:37.432	8	Anthony McCOLGAN	b	10:45.410	3:33.777
44	Craig GIBSON	a	3:36.505	3:36.505	333	Warren REEVE	a	7:13.574	3:36.569	333	Warren REEVE	a	10:52.421	3:38.847
333	Warren REEVE	a	3:37.005	3:37.005	21	Roy SCOTT	b	7:23.717	3:42.496	21	Roy SCOTT	b	11:05.678	3:41.961
97	Seamus ELLIOTT	a	3:38.870	3:38.870	96	Stephen CARR	b	7:31.603	3:44.893	96	Stephen CARR	b	11:14.500	3:42.897
21	Roy SCOTT	b	3:41.221	3:41.221	171	Dave WALSH	b	7:32.291	3:47.476	95	Robert GORDON	b	11:19.822	3:44.934
171	Dave WALSH	b	3:44.815	3:44.815	95	Robert GORDON	b	7:34.888	3:46.157	171	Dave WALSH	b	11:21.637	3:49.346
96	Stephen CARR	b	3:46.710	3:46.710	42	Brian LOUGHLIN	b	7:38.271	3:48.222	42	Brian LOUGHLIN	b	11:28.544	3:50.273
95	Robert GORDON	b	3:48.731	3:48.731	14	Jack SANDS	a	7:40.523	3:50.511	14	Jack SANDS	a	11:30.342	3:49.819
14	Jack SANDS	a	3:50.012	3:50.012	50	Mick CHATTERTON	a	7:42.440	3:50.121	50	Mick CHATTERTON	a	11:32.751	3:50.311
42	Brian LOUGHLIN	b	3:50.049	3:50.049	75	Mark McNEILLY	a	7:50.662	3:53.532	75	Mark McNEILLY	a	11:40.833	3:50.171
50	Mick CHATTERTON	a	3:52.319	3:52.319	7	Sarah BOYES	b	7:57.433	3:56.965	7	Sarah BOYES	b	11:52.595	3:55.162
75	Mark McNEILLY	a	3:57.130	3:57.130	15	Peter McKILLOP	b	7:57.747	3:55.282	15	Peter McKILLOP	b	11:52.868	3:55.121
7	Sarah BOYES	b	4:00.468	4:00.468	138	Derek WILKIE	b	7:58.213	3:54.830	138	Derek WILKIE	b	11:53.280	3:55.067
15	Peter McKILLOP	b	4:02.465	4:02.465	57	Yvonne MONTGOMERY	b	8:11.297	4:08.281	57	Yvonne MONTGOMERY	b	12:19.730	4:08.433
57	Yvonne MONTGOMERY	b	4:03.016	4:03.016	150	Brian SMITH	a	8:33.812	4:03.430					
138	Derek WILKIE	b	4:03.383	4:03.383										
150	Brian SMITH	a	4:30.382	4:30.382										

AROUND A POUND TANDRAGEE 100

MOTO 3 & SUPERSPORT 400 & MOTO 450

Race 5 - City Autos Moto 3 & Trevor Warde Groupage SS400/Moto45

LAP CHART



4

No	Name	G	Elapsed Time	Lap Time
77	Ryan FARQUHAR	b	13:33.959	3:23.991
6	William DUNLOP	a	13:37.927	3:24.131
18	Paul ROBINSON	a	13:40.402	3:23.068
86	Nigel MOORE	a	13:41.492	3:23.521
56	Sam WILSON	a	13:41.755	3:23.280
98	Andy FARRELL	b	13:57.813	3:26.746
99	David YEOMANS	b	14:02.795	3:28.479
33	Sam DUNLOP	a	14:15.228	3:33.534
54	Adrian COLEMAN	a	14:15.600	3:33.636
1	Paul MAGUIRE	b	14:17.329	3:33.808
8	Anthony McCOLGAN	b	14:17.976	3:32.566
333	Warren REEVE	a	14:30.173	3:37.752
21	Roy SCOTT	b	14:48.422	3:42.744
96	Stephen CARR	b	14:55.826	3:41.326
95	Robert GORDON	b	15:05.305	3:45.483
171	Dave WALSH	b	15:07.537	3:45.900
14	Jack SANDS	a	15:20.353	3:50.011
50	Mick CHATTERTON	a	15:21.510	3:48.759
42	Brian LOUGHLIN	b	15:22.444	3:53.900
75	Mark McNEILLY	a	15:33.274	3:52.441
138	Derek WILKIE	b	15:41.425	3:48.145
15	Peter McKILLOP	b	15:42.704	3:49.836
7	Sarah BOYES	b	15:48.554	3:55.959
57	Yvonne MONTGOMERY	b	16:27.056	4:07.326

5

No	Name	G	Elapsed Time	Lap Time
77	Ryan FARQUHAR	b	16:59.336	3:25.377
18	Paul ROBINSON	a	17:04.364	3:23.962
56	Sam WILSON	a	17:05.554	3:23.799
86	Nigel MOORE	a	17:06.661	3:25.169
98	Andy FARRELL	b	17:26.660	3:28.847
99	David YEOMANS	b	17:28.154	3:25.359
33	Sam DUNLOP	a	17:46.946	3:31.718
1	Paul MAGUIRE	b	17:49.295	3:31.966
8	Anthony McCOLGAN	b	17:50.310	3:32.334
54	Adrian COLEMAN	a	17:50.976	3:35.376
333	Warren REEVE	a	18:07.899	3:37.726
21	Roy SCOTT	b	18:30.925	3:42.503
96	Stephen CARR	b	18:39.701	3:43.875
95	Robert GORDON	b	18:52.230	3:46.925
171	Dave WALSH	b	18:53.146	3:45.609
50	Mick CHATTERTON	a	19:14.120	3:52.610
42	Brian LOUGHLIN	b	19:14.603	3:52.159
75	Mark McNEILLY	a	19:26.765	3:53.491
138	Derek WILKIE	b	19:29.908	3:48.483
15	Peter McKILLOP	b	19:32.384	3:49.680
7	Sarah BOYES	b	19:43.362	3:54.808
57	Yvonne MONTGOMERY	b	20:33.891	4:06.835

IRISH ROAD RACE MOTO 3 (125GP)

2012

Pos	No.	Name	Total	Diff	Gap	#1 #2	
						R4	R1
1	18	Paul ROBINSON	38	0	0	13	25
2	86	Nigel MOORE	36	2	2	20	16
3	56	Sam WILSON	36	2	0	16	20
4	6	William DUNLOP	25	13	11	25	x
5	33	Sam DUNLOP	22	16	3	9	13
6	54	Adrian COLEMAN	18	20	4	7	11
7	333	Warren REEVE	18	20	0	8	10
8	61	Paul JORDAN	11	27	7	11	x
9	4	Barry DAVIDSON	10	28	1	10	x
10	50	Mick CHATTERTON	9	29	1	x	9
11	75	Mark McNEILLY	8	30	1	x	8
12	15	Peter McKILLOP	7	31	1	x	7
13	3	Gary JORDAN	6	32	1	6	x
14	7	Sarah BOYES	6	32	0	x	6
15	17	Paul HEDISON	5	33	1	5	x
16	44	Craig GIBSON	4	34	1	4	x
17	9	Wayne KENNEDY	3	35	1	3	x
18	97	Seamus ELLIOTT	2	36	1	2	x
19	49	Malcolm LOVE	1	37	1	1	x

Event Legend

#1 27/04/2012 KDM HIRE COOKSTOWN 100

#2 04/05/2012 AROUND A POUND TANDRAGEE 100

IRISH ROAD RACE SUPERSPORT 400

2012

Pos	No.	Name	Total	Diff	Gap	#1 #2	
						R9	R1
1	96	Andy FARRELL	50	0	0	25	25
2	1	Paul MAGUIRE	25	25	25	9	16
3	117	Alastair BAYLEY	20	30	5	20	x
4	99	David YEOMANS	20	30	0	x	20
5	21	Roy SCOTT	20	30	0	7	13
6	18	Vic ALLAN	16	34	4	16	x
7	138	Derek WILKIE	16	34	0	8	8
8	42	Brian LOUGHLIN	15	35	1	6	9
9	54	Johnny McCAY	13	37	2	13	x
10	57	Yvonne MONTGOMERY	12	38	1	5	7
11	22	Rikki McGOVERN	11	39	1	11	x
12	96	Stephen CARR	11	39	0	x	11
13	9	Gavin LUPTON	10	40	1	10	x
14	95	Robert GORDON	10	40	0	x	10

Event Legend

#1 27/04/2012 KDM HIRE COOKSTOWN 100

#2 04/05/2012 AROUND A POUND TANDRAGEE 100

ULSTER ROAD RACE MOTO 3 (125GP)

2012

Pos	No.	Name	Total	Diff	Gap	#1 #2	
						R4	R1
1	18	Paul ROBINSON	38	0	0	13	25
2	86	Nigel MOORE	36	2	2	20	16
3	56	Sam WILSON	36	2	0	16	20
4	6	William DUNLOP	25	13	11	25	x
5	33	Sam DUNLOP	22	16	3	9	13
6	54	Adrian COLEMAN	18	20	4	7	11
7	333	Warren REEVE	18	20	0	8	10
8	61	Paul JORDAN	11	27	7	11	x
9	4	Barry DAVIDSON	10	28	1	10	x
10	50	Mick CHATTERTON	9	29	1	x	9
11	75	Mark McNEILLY	8	30	1	x	8
12	15	Peter McKILLOP	7	31	1	x	7
13	3	Gary JORDAN	6	32	1	6	x
14	7	Sarah BOYES	6	32	0	x	6
15	17	Paul HEDISON	5	33	1	5	x
16	44	Craig GIBSON	4	34	1	4	x
17	9	Wayne KENNEDY	3	35	1	3	x
18	97	Seamus ELLIOTT	2	36	1	2	x
19	49	Malcolm LOVE	1	37	1	1	x

Event Legend

#1 27/04/2012 KDM HIRE COOKSTOWN 100

#2 04/05/2012 AROUND A POUND TANDRAGEE 100

ULSTER ROAD RACE MOTO 450

2012

Pos	No.	Name	Total	Diff	Gap	#1 #2	
						R9	R1
1	77	Ryan FARQUHAR	50	0	0	25	25
2	8	Anthony McCOLGAN	40	10	10	20	20
3	171	Dave WALSH	29	21	11	13	16
4	3	Darren GILPIN	16	34	13	16	x

Event Legend

#1 27/04/2012 KDM HIRE COOKSTOWN 100

#2 04/05/2012 AROUND A POUND TANDRAGEE 100

ULSTER ROAD RACE SUPERSPORT 400

2012

Pos	No.	Name	Total	Diff	Gap	#1 #2	
						R9	R1
1	96	Andy FARRELL	50	0	0	25	25
2	1	Paul MAGUIRE	25	25	25	9	16
3	117	Alastair BAYLEY	20	30	5	20	x
4	99	David YEOMANS	20	30	0	x	20
5	21	Roy SCOTT	20	30	0	7	13
6	18	Vic ALLAN	16	34	4	16	x
7	138	Derek WILKIE	16	34	0	8	8
8	42	Brian LOUGHLIN	15	35	1	6	9
9	54	Johnny McCAY	13	37	2	13	x
10	57	Yvonne MONTGOMERY	12	38	1	5	7
11	22	Rikki McGOVERN	11	39	1	11	x
12	96	Stephen CARR	11	39	0	x	11
13	9	Gavin LUPTON	10	40	1	10	x
14	95	Robert GORDON	10	40	0	x	10

Event Legend

#1 27/04/2012 KDM HIRE COOKSTOWN 100

#2 04/05/2012 AROUND A POUND TANDRAGEE 100