

# Around A Pound

**TANDRAGEE 100**

**Friday 4<sup>th</sup> & Saturday 5<sup>th</sup> May 2012**

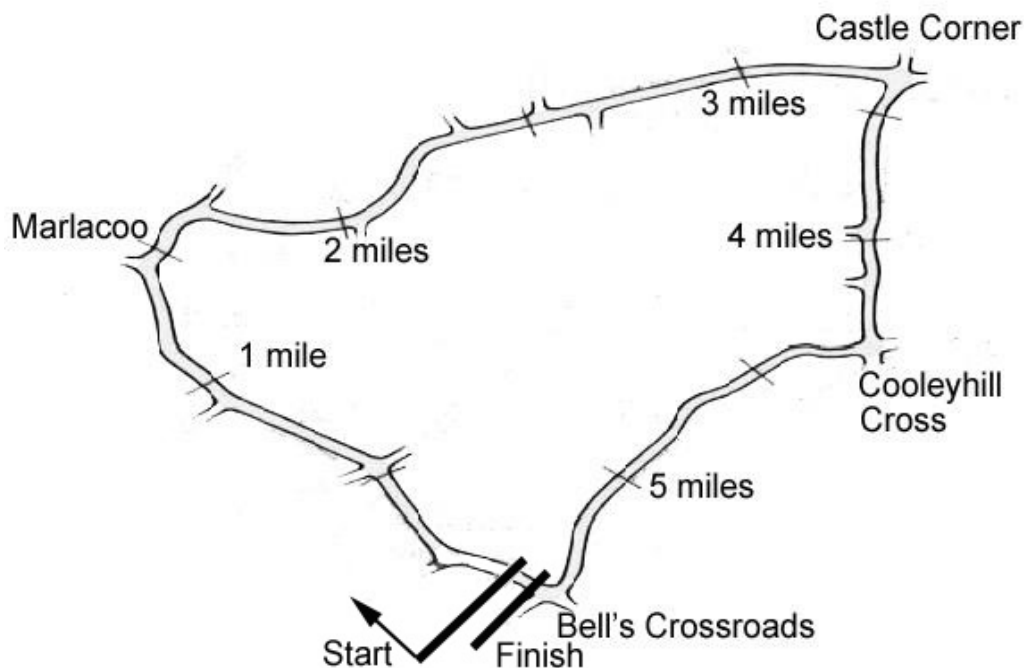
**promoted by North Armagh MC & CC**  
[www.tandragee100.co.uk](http://www.tandragee100.co.uk)



**SUPERTWINS  
&  
MERVYN POTTS 250cc GP**



# Tandragee Circuit 5.34375 miles



## LAP RECORDS

Class	Rider	Machine	m	s	mph	Year
125cc	Robert Dunlop	Honda	3	19.38	96.487	1999
Moto 450	Ryan Farquhar	Kawasaki 450	3	24.835	93.917	2011
250cc	Phillip McCallen	Honda	3	10.0	101.25	1991
Supersport 400	Dave Leach	Yamaha	3	20.0	96.19	1995
Supertwins	Adrian Archibald	Kawasaki 650	3	10.196	101.146	2011
Supersport	Michael Dunlop	Yamaha	2	57.522	108.367	2011
Superbike	Michael Dunlop	Kawasaki	2	56.012	109.297	2011
Senior Support	Victor Gilmore	Kawasaki 750	3	14.29	99.014	1999
Junior Support	Michael Dunlop	Yamaha 250	3	20.909	95.752	2006
Classic 1000cc	Stewart Parkhill	BSA 750	3	29.69	91.74	1996
Classic 500cc	Bob Jackson	Norton	3	27.03	92.921	1998
Classic 350cc	Colin Rodgers	Honda	3	38.59	88.007	1999
Classic 250cc	Gary Long	Suzuki	3	42.23	86.566	1997

## MOST WINS at TANDRAGEE 100

Joey Dunlop	18	1971 - 00
Brian Reid	14	1980 - 94
Ray McCullough	10	1971 - 82
Phillip McCallen	9	1988 - 99
Ryan Farquhar	9	1996 - 11
Sam McClements	8	1981 - 89
Robert Dunlop	7	1985 - 06
Michael Dunlop	7	2006 - 11

## ALL TIME IRISH ROAD RACE WINNERS (after Cookstown 100 2012)

### Most Wins at All Irish Road Race Meetings

1. Ryan Farquhar	177	1995 - 11
2. Joey Dunlop	156	1971 - 00
3. Robert Dunlop	135	1980 - 08
4. Ray McCullough	109	1960 - 82
Phillip McCallen	109	1987 - 99
6. Brian Reid	78	1980 - 94
7. Darran Lindsay	75	1999 - 06
8. William Dunlop	69	2005 - 12
9. James Courtney	66	1992 - 99
10. Adrian Archibald	64	1994 - 06

# AROUND A POUND TANDRAGEE 100

## SUPERTWINS & 250cc GP

### Free Practice

Saturday, 05 May 2012



### Race 6B - Mervyn Potts 250cc GP


Pos	Class	No	Name	Machine / Sponsor	Time	Best Lap		On	Total Laps
						Behind	Speed		
1	250R	42	Rob BARBER	Honda	3:31.100	14.676	91.130	4	5
2	250R	2	Brian MATEER	Yamaha	3:34.306	3.206	89.767	5	5
3	250R	97	Seamus ELLIOTT	Honda - Logan Racing	3:41.090	9.990	87.012	2	2
4	250R	74	Tommy HENRY	Honda	3:48.530	17.430	84.179	5	5
5	250R	6	William DUNLOP	Honda - MD	4:51.055	1:19.955	66.096	1	1

### Race 6A - Tayto Supertwins

Pos	Class	No	Name	Machine / Sponsor	Time	Best Lap		On	Total Laps
						Behind	Speed		
1	Stwins	77	Ryan FARQUHAR	Kawasaki 650 - KMR Kawasaki	3:16.424		97.939	3	3
2	Stwins	150	William DAVISON	Kawasaki 650 - Hill Contracts	3:21.428	5.004	95.506	5	5
3	Stwins	96	Andy FARRELL	Kawasaki 650 - Farrelly Racing	3:21.495	5.071	95.474	2	5
4	Stwins	44	Jamie HAMILTON	Kawasaki 650 - KMR Kawasaki	3:23.267	6.843	94.642	5	5
5	Stwins	64	Stephen McKNIGHT	Suzuki 650	3:25.910	9.486	93.427	4	5
6	Stwins	57	Ian MORRELL	Suzuki 650 - Hogg	3:26.593	10.169	93.118	4	5
7	Stwins	32	Joe PHILLIPS	Kawasaki 650 - McKinstry Racing	3:31.466	15.042	90.972	4	5
8	Stwins	47	Davie BLACK	Suzuki 650 - John Hunter	3:34.412	17.988	89.722	3	5
9	Stwins	3	Anthony McCOLGAN	Kawasaki 650	3:34.529	18.105	89.673	3	5
10	Stwins	103	Reuben McPHEE	Suzuki 650 - North West Gas	3:35.299	18.875	89.352	5	5
11	Stwins	5	Paul LENNON	Kawasaki 650	3:38.655	22.231	87.981	4	5
12	Stwins	69	Ronnie SCOTT	Kawasaki 650	3:38.658	22.234	87.980	5	5
13	Stwins	7	Dave WALSH	Suzuki 650 - DRW Racing	3:41.336	24.912	86.915	3	5
14	Stwins	125	Nigel HOWARD	Suzuki 650	3:42.219	25.795	86.570	5	5
15	Stwins	211	Tim STEPHENSON	Suzuki 650	3:44.535	28.111	85.677	4	5
16	Stwins	43	Robbie LYALL	Kawasaki 650	3:45.027	28.603	85.490	5	5
17	Stwins	118	Tommy HEAPHY	Suzuki 650	3:50.361	33.937	83.510	4	5
18	Stwins	153	Noel BERTRAM	Suzuki 650	3:51.386	34.962	83.140	4	5
19	Stwins	30	Aron HATCH	Suzuki 650	3:57.005	40.581	81.169	5	5
20	Stwins	13	Adrian ARCHIBALD	Kawasaki 650 - McKinstry Racing	4:11.571	55.147	76.469	1	1
21	Stwins	197	William HARA	Suzuki 650	4:23.336	1:06.912	73.053	1	1
22	Stwins	16	John BURROWS	Kawasaki 650 - KBM Racing	4:37.751	1:21.327	69.262	1	2

Provisional result to be confirmed by the Stewards of the Meeting subject to completion of technical inspections & the time limit for protests

Page 1 / 1

Circuit	<b>Tandragee</b>	Signed		Organising Club	<b>North Armagh MC&amp;CC</b>
Length(miles)	<b>5.3438</b> Lap 1 (5.2368)		Chief Timekeeper	Qualifying Started	<b>10:54</b>
Weather	<b>Cloudy</b>	Issued At:	11:18		
Track	<b>Dry</b>				

# AROUND A POUND TANDRAGEE 100

## SUPERTWINS & 250cc GP

### Free Practice

Saturday, 05 May 2012

## DETAILED RESULT

### Race 7B - Mervyn Potts 250cc GP



#### Qualifying Classification

Position

#### **1** 42 Rob BARBER

250R Behind 14.676

Best Time **3:31.100** Best Speed **91.130** On **4** Gp **a**

Lap	Elapsed Time	Lap Time	Lap Speed
1	5:05.331	5:05.331	61.744
2	8:44.488	3:39.157	87.780
3	12:25.416	3:40.928	87.076
4	15:56.516	3:31.100	91.130
5	19:32.071	3:35.555	89.246

#### **2** 2 Brian MATEER

250R Behind 3.206

Best Time **3:34.306** Best Speed **89.767** On **5** Gp **a**

Lap	Elapsed Time	Lap Time	Lap Speed
1	4:32.279	4:32.279	69.239
2	8:27.622	3:55.343	81.742
3	12:26.338	3:58.716	80.587
4	16:02.779	3:36.441	88.881
5	19:37.085	3:34.306	89.767

#### **3** 97 Seamus ELLIOTT

250R Behind 9.990

Best Time **3:41.090** Best Speed **87.012** On **2** Gp **a**

Lap	Elapsed Time	Lap Time	Lap Speed
1	4:48.369	4:48.369	65.376
2	8:29.459	3:41.090	87.012

#### **4** 74 Tommy HENRY

250R Behind 17.430

Best Time **3:48.530** Best Speed **84.179** On **5** Gp **a**

Lap	Elapsed Time	Lap Time	Lap Speed
1	4:52.047	4:52.047	64.552
2	8:45.044	3:52.997	82.565
3	12:34.782	3:49.738	83.737
4	16:26.954	3:52.172	82.859
5	20:15.484	3:48.530	84.179

#### **5** 6 William DUNLOP

250R Behind 1:19.955

Best Time **4:51.055** Best Speed **66.096** On **1** Gp **a**

Lap	Elapsed Time	Lap Time	Lap Speed
1	4:51.055	4:51.055	64.772

# AROUND A POUND TANDRAGEE 100

## SUPERTWINS & 250cc GP

Free Practice

Saturday, 05 May 2012

### DETAILED RESULT

#### Race 7A - Tayto Supertwins

##### Qualifying Classification

Position

### **1** 77 Ryan FARQUHAR

Stwins Behind

Best Time **3:16.424** Best Speed **97.939** On **3** Gp **a**

Lap	Elapsed Time	Lap Time	Lap Speed
1	3:33.416	3:33.416	88.336
2	6:51.481	3:18.065	97.127
3	10:07.905	3:16.424	97.939

### **2** 150 William DAVISON

Stwins Behind **5.004**

Best Time **3:21.428** Best Speed **95.506** On **5** Gp **a**

Lap	Elapsed Time	Lap Time	Lap Speed
1	3:54.941	3:54.941	80.243
2	7:17.962	3:23.021	94.756
3	10:40.756	3:22.794	94.862
4	14:03.292	3:22.536	94.983
5	17:24.720	3:21.428	95.506

### **3** 96 Andy FARRELL

Stwins Behind **5.071**

Best Time **3:21.495** Best Speed **95.474** On **2** Gp **a**

Lap	Elapsed Time	Lap Time	Lap Speed
1	3:37.983	3:37.983	86.485
2	6:59.478	3:21.495	95.474
3	10:21.416	3:21.938	95.264
4	13:44.892	3:23.476	94.544
5	17:20.278	3:35.386	89.316

### **4** 44 Jamie HAMILTON

Stwins Behind **6.843**

Best Time **3:23.267** Best Speed **94.642** On **5** Gp **a**

Lap	Elapsed Time	Lap Time	Lap Speed
1	3:44.625	3:44.625	83.928
2	7:10.839	3:26.214	93.289
3	10:37.782	3:26.943	92.960
4	14:03.817	3:26.035	93.370
5	17:27.084	3:23.267	94.642



#### Race 7A - Tayto Supertwins

##### Qualifying Classification

Position

### **5** 64 Stephen McKNIGHT

Stwins Behind **9.486**

Best Time **3:25.910** Best Speed **93.427** On **4** Gp **a**

Lap	Elapsed Time	Lap Time	Lap Speed
1	4:31.510	4:31.510	69.435
2	8:15.699	3:44.189	85.809
3	11:47.130	3:31.431	90.987
4	15:13.040	3:25.910	93.427
5	18:42.745	3:29.705	91.736

### **6** 57 Ian MORRELL

Stwins Behind **10.169**

Best Time **3:26.593** Best Speed **93.118** On **4** Gp **a**

Lap	Elapsed Time	Lap Time	Lap Speed
1	3:42.960	3:42.960	84.555
2	7:10.751	3:27.791	92.581
3	10:38.321	3:27.570	92.680
4	14:04.914	3:26.593	93.118
5	17:33.806	3:28.892	92.093

### **7** 32 Joe PHILLIPS

Stwins Behind **15.042**

Best Time **3:31.466** Best Speed **90.972** On **4** Gp **a**

Lap	Elapsed Time	Lap Time	Lap Speed
1	4:29.361	4:29.361	69.989
2	8:14.046	3:44.685	85.620
3	11:48.554	3:34.508	89.682
4	15:20.020	3:31.466	90.972
5	18:53.330	3:33.310	90.186

### **8** 47 Davie BLACK

Stwins Behind **17.988**

Best Time **3:34.412** Best Speed **89.722** On **3** Gp **a**

Lap	Elapsed Time	Lap Time	Lap Speed
1	3:56.899	3:56.899	79.579
2	7:33.260	3:36.361	88.914
3	11:07.672	3:34.412	89.722
4	14:42.406	3:34.734	89.588
5	18:20.558	3:38.152	88.184

# AROUND A POUND TANDRAGEE 100

## SUPERTWINS & 250cc GP

### Free Practice

Saturday, 05 May 2012

## DETAILED RESULT

### Race 7A - Tayto Supertwins



#### Qualifying Classification

Position

#### **9** 3 Anthony McCOLGAN

Stwins Behind 18.105

Best Time **3:34.529** Best Speed **89.673** On 3 Gp a

Lap	Elapsed Time	Lap Time	Lap Speed
1	3:58.013	3:58.013	79.207
2	7:32.682	3:34.669	89.615
3	11:07.211	3:34.529	89.673
4	14:41.885	3:34.674	89.613
5	18:49.916	4:08.031	77.561

#### **10** 103 Reuben McPHEE

Stwins Behind 18.875

Best Time **3:35.299** Best Speed **89.352** On 5 Gp a

Lap	Elapsed Time	Lap Time	Lap Speed
1	4:14.750	4:14.750	74.003
2	7:53.529	3:38.779	87.931
3	11:30.731	3:37.202	88.570
4	15:06.443	3:35.712	89.181
5	18:41.742	3:35.299	89.352

#### **11** 5 Paul LENNON

Stwins Behind 22.231

Best Time **3:38.655** Best Speed **87.981** On 4 Gp a

Lap	Elapsed Time	Lap Time	Lap Speed
1	4:10.847	4:10.847	75.155
2	7:51.080	3:40.233	87.351
3	11:33.366	3:42.286	86.544
4	15:12.021	3:38.655	87.981
5	18:51.133	3:39.112	87.798

#### **12** 69 Ronnie SCOTT

Stwins Behind 22.234

Best Time **3:38.658** Best Speed **87.980** On 5 Gp a

Lap	Elapsed Time	Lap Time	Lap Speed
1	4:36.792	4:36.792	68.110
2	8:25.092	3:48.300	84.264
3	12:12.115	3:47.023	84.738
4	15:51.937	3:39.822	87.514
5	19:30.595	3:38.658	87.980

### Race 7A - Tayto Supertwins

#### Qualifying Classification

Position

#### **13** 7 Dave WALSH

Stwins Behind 24.912

Best Time **3:41.336** Best Speed **86.915** On 3 Gp a

Lap	Elapsed Time	Lap Time	Lap Speed
1	4:28.356	4:28.356	70.251
2	8:20.900	3:52.544	82.726
3	12:02.236	3:41.336	86.915
4	15:44.506	3:42.270	86.550
5	19:33.177	3:48.671	84.127

#### **14** 125 Nigel HOWARD

Stwins Behind 25.795

Best Time **3:42.219** Best Speed **86.570** On 5 Gp a

Lap	Elapsed Time	Lap Time	Lap Speed
1	4:29.820	4:29.820	69.870
2	8:24.496	3:54.676	81.975
3	12:11.620	3:47.124	84.700
4	15:55.991	3:44.371	85.740
5	19:38.210	3:42.219	86.570

#### **15** 211 Tim STEPHENSON

Stwins Behind 28.111

Best Time **3:44.535** Best Speed **85.677** On 4 Gp a

Lap	Elapsed Time	Lap Time	Lap Speed
1	4:28.697	4:28.697	70.162
2	8:23.495	3:54.798	81.932
3	12:10.443	3:46.948	84.766
4	15:54.978	3:44.535	85.677
5	19:40.238	3:45.260	85.401

#### **16** 43 Robbie LYALL

Stwins Behind 28.603

Best Time **3:45.027** Best Speed **85.490** On 5 Gp a

Lap	Elapsed Time	Lap Time	Lap Speed
1	4:36.031	4:36.031	68.298
2	8:26.685	3:50.654	83.404
3	12:25.729	3:59.044	80.477
4	16:14.974	3:49.245	83.917
5	20:00.001	3:45.027	85.490

# AROUND A POUND TANDRAGEE 100

## SUPERTWINS & 250cc GP

### Free Practice

Saturday, 05 May 2012

## DETAILED RESULT

### Race 7A - Tayto Supertwins

#### Qualifying Classification

Position

**17** 118 Tommy HEAPHY

Stwins Behind 33.937

Best Time 3:50.361 Best Speed 83.510 On 4 Gp a

Lap	Elapsed Time	Lap Time	Lap Speed
1	4:22.566	4:22.566	71.800
2	8:24.379	4:01.813	79.555
3	12:25.014	4:00.635	79.945
4	16:15.375	3:50.361	83.510
5	20:08.230	3:52.855	82.616

**18** 153 Noel BERTRAM

Stwins Behind 34.962

Best Time 3:51.386 Best Speed 83.140 On 4 Gp a

Lap	Elapsed Time	Lap Time	Lap Speed
1	4:29.034	4:29.034	70.074
2	8:26.400	3:57.366	81.046
3	12:26.832	4:00.432	80.012
4	16:18.218	3:51.386	83.140
5	20:10.817	3:52.599	82.707

**19** 30 Aron HATCH

Stwins Behind 40.581

Best Time 3:57.005 Best Speed 81.169 On 5 Gp a

Lap	Elapsed Time	Lap Time	Lap Speed
1	4:22.178	4:22.178	71.906
2	8:23.091	4:00.913	79.852
3	12:27.236	4:04.145	78.795
4	16:27.145	3:59.909	80.187
5	20:24.150	3:57.005	81.169

**20** 13 Adrian ARCHIBALD

Stwins Behind 55.147

Best Time 4:11.571 Best Speed 76.469 On 1 Gp a

Lap	Elapsed Time	Lap Time	Lap Speed
1	4:11.571	4:11.571	74.938

**21** 197 William HARA

Stwins Behind 1:06.912

Best Time 4:23.336 Best Speed 73.053 On 1 Gp a

Lap	Elapsed Time	Lap Time	Lap Speed
1	4:23.336	4:23.336	71.590



### Race 7A - Tayto Supertwins

#### Qualifying Classification

Position

**22** 16 John BURROWS

Stwins Behind 1:21.327

Best Time 4:37.751 Best Speed 69.262 On 1 Gp a

Lap	Elapsed Time	Lap Time	Lap Speed
1	4:37.751	4:37.751	67.875
2	9:26.564	4:48.813	66.609

AROUND A POUND TANDRAGEE 100

SUPERTWINS / 250cc GP

Tandragee 5.344 Miles

R7: Tayto Supertwins / Mervyn Potts 250cc GP

05/05/2012 15:30

Race (5 Laps)

**Race 7 - SUPERTWINS / 250cc GP Page 1 of 2**

14

A

B

13

A

B

C

12

A

B

11

A

B

C

10

42

74

9

6

97

2

8

A

B

7

A

B

C

6

47

50

5

13

150

69

4

43

103

3

71

57

3

2

96

16

1

77

44


65

POLE POSITION

A

B

A





AROUND A POUND TANDRAGEE 100

SUPERTWINS / 250cc GP

Tandragee 5.344 Miles

R7: Tayto Supertwins / Mervyn Potts 250cc GP

05/05/2012 15:30

Race (5 Laps)

**Race 7 - SUPERTWINS / 250cc GP Page 2 of 2**

20		149		18
		A		B
19	30		197	21
	A		B	C
18		211		153
		A		B
17	7		32	118
	A		B	C
16		81		64
		A		B
15	5		125	131
	A		B	C

**C**



# AROUND A POUND TANDRAGEE 100

## SUPERTWINS & 250cc GP

### Race 6 - Tayto Supertwins & Mervyn Potts 250cc GP

Saturday, 05 May 2012



### Race 6B - Mervyn Potts 250cc GP

Pos	Class	No	Name	Machine / Sponsor	Gp	Laps	Total Time	Behind	Speed	-----Best Lap-----		
										Time	Speed	On
1	250R	6	William DUNLOP	Honda - MD	b	5	16:09.523		98.814	3:12.134	100.125	5
2	250R	97	Seamus ELLIOTT	Honda - Logan Racing	b	5	16:55.358	45.835	94.353	3:18.546	96.892	5
3	250R	42	Rob BARBER	Honda	b	5	16:58.622	49.099	94.051	3:22.045	95.214	5
4	250R	2	Brian MATEER	Yamaha	b	5	17:15.805	1:06.282	92.491	3:24.694	93.982	5
5	250R	74	Tommy HENRY	Honda	b	5	18:15.843	2:06.320	87.423	3:36.221	88.971	5

#### Fastest Lap

250R	6	William DUNLOP	Honda - MD	b						3:12.134	100.125	5
------	---	----------------	------------	---	--	--	--	--	--	----------	---------	---

### Race 6A - Tayto Supertwins

Pos	Class	No	Name	Machine / Sponsor	Gp	Laps	Total Time	Behind	Speed	-----Best Lap-----		
										Time	Speed	On
1	Stwins	77	Ryan FARQUHAR	Kawasaki 650 - KMR Kawasaki	a	5	16:11.997		98.562	3:13.988	99.169	2
2	Stwins	16	John BURROWS	Kawasaki 650 - KBM Racing	a	5	16:27.411	15.414	97.024	3:16.199	98.051	3
3	Stwins	44	Jamie HAMILTON	Kawasaki 650 - KMR Kawasaki	a	5	16:33.663	21.666	96.413	3:17.628	97.342	2
4	Stwins	150	William DAVISON	Kawasaki 650 - Hill Contracts	a	5	16:34.268	22.271	96.355	3:17.558	97.376	2
5	Stwins	96	Andy FARRELL	Kawasaki 650 - Farrelly Racing	a	5	16:36.319	24.322	96.156	3:18.442	96.943	3
6	Stwins	65	Michael SWEENEY	Kawasaki 650 - Kiely Heating Racing	a	5	16:57.750	45.753	94.131	3:22.067	95.204	3
7	Stwins	57	Ian MORRELL	Suzuki 650 - Hogg	a	5	16:58.283	46.286	94.082	3:23.145	94.698	4
8	Stwins	64	Stephen McKNIGHT	Suzuki 650	c	5	17:04.380	52.383	93.522	3:24.183	94.217	5
9	Stwins	32	Joe PHILLIPS	Kawasaki 650	c	5	17:11.571	59.574	92.870	3:24.639	94.007	5
10	Stwins	3	Anthony McCOLGAN	Kawasaki 650	a	5	17:13.693	1:01.696	92.680	3:25.226	93.738	3
11	Stwins	103	Reuben McPHEE	Suzuki 650 - North West Gas	a	5	17:23.571	1:11.574	91.802	3:27.489	92.716	5
12	Stwins	5	Paul LENNON	Kawasaki 650	c	5	17:39.497	1:27.500	90.422	3:30.325	91.466	4
13	Stwins	7	Dave WALSH	Suzuki 650 - DRW Racing	c	5	17:53.148	1:41.151	89.272	3:34.016	89.888	3
14	Stwins	47	Davie BLACK	Suzuki 650 - John Hunter	a	5	17:54.547	1:42.550	89.156	3:32.603	90.486	5
15	Stwins	43	Robbie LYALL	Kawasaki 650	a	5	17:56.164	1:44.167	89.022	3:33.980	89.903	2
16	Stwins	125	Nigel HOWARD	Suzuki 650	c	5	18:03.836	1:51.839	88.392	3:36.638	88.800	4
17	Stwins	211	Tim STEPHENSON	Suzuki 650	c	5	18:14.754	2:02.757	87.510	3:38.003	88.244	2
18	Stwins	153	Noel BERTRAM	Suzuki 650	c	5	18:35.748	2:23.751	85.864	3:42.559	86.438	3


#### Fastest Lap

Stwins	77	Ryan FARQUHAR	Kawasaki 650 - KMR Kawasaki	a						3:13.988	99.169	2
--------	----	---------------	-----------------------------	---	--	--	--	--	--	----------	--------	---

#### Not Classified

DNF	Stwins	197	William HARA	Suzuki 650	c	3	10:49.888	2 Laps	88.211	3:35.970	89.075	3
DNF	Stwins	69	Ronnie SCOTT	Kawasaki 650	a	2	7:13.456	3 Laps	87.875	3:34.865	89.533	2

Provisional result to be confirmed by the Stewards of the Meeting subject to completion of technical inspections & the time limit for protests

Circuit	<b>Tandragee</b>	Signed		Organising Club	<b>North Armagh MC&amp;CC</b>
Length(miles)	<b>5.3438</b> Lap 1 (5.2368)	Chief Timekeeper		Race Started	<b>15:42</b>
Weather	<b>Sunny</b>	Issued At:	16:04	Gp Time Diff - <b>b 25.74 / c 48.34</b>	
Track	<b>Dry</b>				



MCUI Ulster  
Centre Timing  
powered by  
e-Laps timing software

www.elaps-timing.com



# AROUND A POUND TANDRAGEE 100

## SUPERTWINS & 250cc GP

### Race 6 - Tayto Supertwins & Mervyn Potts 250cc GP

Saturday, 05 May 2012

## DETAILED RESULT



### Race 7A - Tayto Supertwins

#### Race Classification

**1** 77 Ryan FARQUHAR

Total Time **16:11.997** Avg Speed **98.562** Behind  
Best Time **3:13.988** Best Speed **99.169** On **2** Gp **a**

Lap	Elapsed Time	Lap Time	Lap Speed
1	3:12.734	3:12.734	97.815
2	6:26.722	3:13.988	99.169
3	9:41.873	3:15.151	98.578
4	12:56.614	3:14.741	98.785
5	16:11.997	3:15.383	98.460

**2** 16 John BURROWS

Total Time **16:27.411** Avg Speed **97.024** Behind **15.414**  
Best Time **3:16.199** Best Speed **98.051** On **3** Gp **a**

Lap	Elapsed Time	Lap Time	Lap Speed
1	3:19.553	3:19.553	94.473
2	6:36.155	3:16.602	97.850
3	9:52.354	3:16.199	98.051
4	13:09.136	3:16.782	97.760
5	16:27.411	3:18.275	97.024

**3** 44 Jamie HAMILTON

Total Time **16:33.663** Avg Speed **96.413** Behind **21.666**  
Best Time **3:17.628** Best Speed **97.342** On **2** Gp **a**

Lap	Elapsed Time	Lap Time	Lap Speed
1	3:20.069	3:20.069	94.229
2	6:37.697	3:17.628	97.342
3	9:56.964	3:19.267	96.541
4	13:15.956	3:18.992	96.675
5	16:33.663	3:17.707	97.303

**4** 150 William DAVISON

Total Time **16:34.268** Avg Speed **96.355** Behind **22.271**  
Best Time **3:17.558** Best Speed **97.376** On **2** Gp **a**

Lap	Elapsed Time	Lap Time	Lap Speed
1	3:20.329	3:20.329	94.107
2	6:37.887	3:17.558	97.376
3	9:56.643	3:18.756	96.790
4	13:15.732	3:19.089	96.628
5	16:34.268	3:18.536	96.897

### Race 7A - Tayto Supertwins

#### Race Classification

**5** 96 Andy FARRELL

Total Time **16:36.319** Avg Speed **96.156** Behind **24.322**  
Best Time **3:18.442** Best Speed **96.943** On **3** Gp **a**

Lap	Elapsed Time	Lap Time	Lap Speed
1	3:20.127	3:20.127	94.202
2	6:39.068	3:18.941	96.700
3	9:57.510	3:18.442	96.943
4	13:16.337	3:18.827	96.755
5	16:36.319	3:19.982	96.196

**6** 65 Michael SWEENEY

Total Time **16:57.750** Avg Speed **94.131** Behind **45.753**  
Best Time **3:22.067** Best Speed **95.204** On **3** Gp **a**

Lap	Elapsed Time	Lap Time	Lap Speed
1	3:24.524	3:24.524	92.176
2	6:50.540	3:26.016	93.379
3	10:12.607	3:22.067	95.204
4	13:35.397	3:22.790	94.864
5	16:57.750	3:22.353	95.069

**7** 57 Ian MORRELL

Total Time **16:58.283** Avg Speed **94.082** Behind **46.286**  
Best Time **3:23.145** Best Speed **94.698** On **4** Gp **a**

Lap	Elapsed Time	Lap Time	Lap Speed
1	3:22.952	3:22.952	92.890
2	6:48.224	3:25.272	93.717
3	10:11.929	3:23.705	94.438
4	13:35.074	3:23.145	94.698
5	16:58.283	3:23.209	94.669

**8** 64 Stephen McKNIGHT

Total Time **17:04.380** Avg Speed **93.522** Behind **52.383**  
Best Time **3:24.183** Best Speed **94.217** On **5** Gp **c**

Lap	Elapsed Time	Lap Time	Lap Speed
1	3:25.992	3:25.992	91.520
2	6:50.466	3:24.474	94.083
3	10:15.590	3:25.124	93.785
4	13:40.197	3:24.607	94.022
5	17:04.380	3:24.183	94.217



MCUI Ulster  
Centre Timing  
powered by  
e-Laps timing software

[www.elaps-timing.com](http://www.elaps-timing.com)



# AROUND A POUND TANDRAGEE 100

## SUPERTWINS & 250cc GP

### Race 6 - Tayto Supertwins & Mervyn Potts 250cc GP

Saturday, 05 May 2012

## DETAILED RESULT



### Race 7A - Tayto Supertwins

#### Race Classification

**9** 32 Joe PHILLIPS

Total Time **17:11.571** Avg Speed **92.870** Behind **59.574**  
Best Time **3:24.639** Best Speed **94.007** On **5** Gp **c**

Lap	Elapsed Time	Lap Time	Lap Speed
1	3:27.098	3:27.098	91.031
2	6:55.040	3:27.942	92.514
3	10:22.092	3:27.052	92.911
4	13:46.932	3:24.840	93.915
5	17:11.571	3:24.639	94.007

**10** 3 Anthony McCOLGAN

Total Time **17:13.693** Avg Speed **92.680** Behind **1:01.696**  
Best Time **3:25.226** Best Speed **93.738** On **3** Gp **a**

Lap	Elapsed Time	Lap Time	Lap Speed
1	3:24.871	3:24.871	92.020
2	6:51.191	3:26.320	93.241
3	10:16.417	3:25.226	93.738
4	13:44.076	3:27.659	92.640
5	17:13.693	3:29.617	91.775

**11** 103 Reuben McPHEE

Total Time **17:23.571** Avg Speed **91.802** Behind **1:11.574**  
Best Time **3:27.489** Best Speed **92.716** On **5** Gp **a**

Lap	Elapsed Time	Lap Time	Lap Speed
1	3:27.564	3:27.564	90.826
2	6:57.687	3:30.123	91.554
3	10:27.235	3:29.548	91.805
4	13:56.082	3:28.847	92.113
5	17:23.571	3:27.489	92.716

**12** 5 Paul LENNON

Total Time **17:39.497** Avg Speed **90.422** Behind **1:27.500**  
Best Time **3:30.325** Best Speed **91.466** On **4** Gp **c**

Lap	Elapsed Time	Lap Time	Lap Speed
1	3:32.185	3:32.185	88.848
2	7:05.217	3:33.032	90.303
3	10:37.959	3:32.742	90.426
4	14:08.284	3:30.325	91.466
5	17:39.497	3:31.213	91.081

### Race 7A - Tayto Supertwins

#### Race Classification

**13** 7 Dave WALSH

Total Time **17:53.148** Avg Speed **89.272** Behind **1:41.151**  
Best Time **3:34.016** Best Speed **89.888** On **3** Gp **c**

Lap	Elapsed Time	Lap Time	Lap Speed
1	3:32.388	3:32.388	88.763
2	7:07.240	3:34.852	89.538
3	10:41.256	3:34.016	89.888
4	14:17.574	3:36.318	88.932
5	17:53.148	3:35.574	89.238

**14** 47 Davie BLACK

Total Time **17:54.547** Avg Speed **89.156** Behind **1:42.550**  
Best Time **3:32.603** Best Speed **90.486** On **5** Gp **a**

Lap	Elapsed Time	Lap Time	Lap Speed
1	3:34.965	3:34.965	87.699
2	7:09.275	3:34.310	89.765
3	10:45.595	3:36.320	88.931
4	14:21.944	3:36.349	88.919
5	17:54.547	3:32.603	90.486

**15** 43 Robbie LYALL

Total Time **17:56.164** Avg Speed **89.022** Behind **1:44.167**  
Best Time **3:33.980** Best Speed **89.903** On **2** Gp **a**

Lap	Elapsed Time	Lap Time	Lap Speed
1	3:34.361	3:34.361	87.947
2	7:08.341	3:33.980	89.903
3	10:44.940	3:36.599	88.816
4	14:21.441	3:36.501	88.856
5	17:56.164	3:34.723	89.592

**16** 125 Nigel HOWARD

Total Time **18:03.836** Avg Speed **88.392** Behind **1:51.839**  
Best Time **3:36.638** Best Speed **88.800** On **4** Gp **c**

Lap	Elapsed Time	Lap Time	Lap Speed
1	3:35.323	3:35.323	87.554
2	7:12.648	3:37.325	88.519
3	10:50.363	3:37.715	88.361
4	14:27.001	3:36.638	88.800
5	18:03.836	3:36.835	88.720



MCUI Ulster  
Centre Timing  
powered by  
e-Laps timing software

[www.elaps-timing.com](http://www.elaps-timing.com)



# AROUND A POUND TANDRAGEE 100

## SUPERTWINS & 250cc GP

Race 6 - Tayto Supertwins & Mervyn Potts 250cc GP

Saturday, 05 May 2012

## DETAILED RESULT



### Race 7A - Tayto Supertwins

#### Race Classification

#### **17** 211 Tim STEPHENSON

Total Time **18:14.754** Avg Speed **87.510** Behind **2:02.757**

Best Time **3:38.003** Best Speed **88.244** On **2** Gp **c**

Lap	Elapsed Time	Lap Time	Lap Speed
1	3:40.877	3:40.877	85.352
2	7:18.880	3:38.003	88.244
3	10:57.302	3:38.422	88.075
4	14:36.056	3:38.754	87.941
5	18:14.754	3:38.698	87.964

#### **18** 153 Noel BERTRAM

Total Time **18:35.748** Avg Speed **85.864** Behind **2:23.751**

Best Time **3:42.559** Best Speed **86.438** On **3** Gp **c**

Lap	Elapsed Time	Lap Time	Lap Speed
1	3:41.547	3:41.547	85.094
2	7:24.314	3:42.767	86.357
3	11:06.873	3:42.559	86.438
4	14:51.681	3:44.808	85.573
5	18:35.748	3:44.067	85.856

#### Not Classified

#### **DNF** 197 William HARA

Total Time **10:49.888** Avg Speed **88.211** Behind **2 Laps**

Best Time **3:35.970** Best Speed **89.075** On **3** Gp **c**

Lap	Elapsed Time	Lap Time	Lap Speed
1	3:37.443	3:37.443	86.700
2	7:13.918	3:36.475	88.867
3	10:49.888	3:35.970	89.075

#### **DNF** 69 Ronnie SCOTT

Total Time **7:13.456** Avg Speed **87.875** Behind **3 Laps**

Best Time **3:34.865** Best Speed **89.533** On **2** Gp **a**

Lap	Elapsed Time	Lap Time	Lap Speed
1	3:38.591	3:38.591	86.245
2	7:13.456	3:34.865	89.533



MCUI Ulster  
Centre Timing  
powered by  
e-Laps timing software

[www.elaps-timing.com](http://www.elaps-timing.com)



# AROUND A POUND TANDRAGEE 100

## SUPERTWINS & 250cc GP

### Race 6 - Tayto Supertwins & Mervyn Potts 250cc GP

Saturday, 05 May 2012

## DETAILED RESULT



### Race 7B - Mervyn Potts 250cc GP

#### Race Classification

**1** 6 William DUNLOP

Total Time **16:09.523** Avg Speed **98.814** Behind  
Best Time **3:12.134** Best Speed **100.125** On **5** Gp **b**

Lap	Elapsed Time	Lap Time	Lap Speed
1	3:14.732	3:14.732	96.812
2	6:31.001	3:16.269	98.016
3	9:44.766	3:13.765	99.283
4	12:57.389	3:12.623	99.871
5	16:09.523	3:12.134	100.125

**2** 97 Seamus ELLIOTT

Total Time **16:55.358** Avg Speed **94.353** Behind **45.835**  
Best Time **3:18.546** Best Speed **96.892** On **5** Gp **b**

Lap	Elapsed Time	Lap Time	Lap Speed
1	3:21.708	3:21.708	93.463
2	6:47.108	3:25.400	93.659
3	10:14.411	3:27.303	92.799
4	13:36.812	3:22.401	95.046
5	16:55.358	3:18.546	96.892

**3** 42 Rob BARBER

Total Time **16:58.622** Avg Speed **94.051** Behind **49.099**  
Best Time **3:22.045** Best Speed **95.214** On **5** Gp **b**

Lap	Elapsed Time	Lap Time	Lap Speed
1	3:25.289	3:25.289	91.833
2	6:48.939	3:23.650	94.464
3	10:13.519	3:24.580	94.034
4	13:36.577	3:23.058	94.739
5	16:58.622	3:22.045	95.214

**4** 2 Brian MATEER

Total Time **17:15.805** Avg Speed **92.491** Behind **1:06.282**  
Best Time **3:24.694** Best Speed **93.982** On **5** Gp **b**

Lap	Elapsed Time	Lap Time	Lap Speed
1	3:31.263	3:31.263	89.236
2	6:57.892	3:26.629	93.102
3	10:23.681	3:25.789	93.482
4	13:51.111	3:27.430	92.742
5	17:15.805	3:24.694	93.982

### Race 7B - Mervyn Potts 250cc GP

#### Race Classification

**5** 74 Tommy HENRY

Total Time **18:15.843** Avg Speed **87.423** Behind **2:06.320**  
Best Time **3:36.221** Best Speed **88.971** On **5** Gp **b**

Lap	Elapsed Time	Lap Time	Lap Speed
1	3:38.968	3:38.968	86.096
2	7:19.962	3:40.994	87.050
3	11:00.992	3:41.030	87.036
4	14:39.622	3:38.630	87.991
5	18:15.843	3:36.221	88.971



MCUI Ulster  
Centre Timing  
powered by  
e-Laps timing software

[www.elaps-timing.com](http://www.elaps-timing.com)



# AROUND A POUND TANDRAGEE 100

## SENIOR SUPPORT

### Race 7 - Tandragee Centra Senior Support

## LAP CHART

**1**

No	Name	G	Elapsed Time	Lap Time
16	Noel BRENNAN	a	3:21.818	3:21.818
60	George SCOTT	b	3:24.673	3:24.673
30	Aron HATCH	a	3:30.119	3:30.119
97	William HARA	a	3:30.477	3:30.477
29	Richard McLOUGHLIN	a	3:30.675	3:30.675
57	Adrian LOGUE	b	3:30.729	3:30.729
106	Bernard DALY	a	3:31.750	3:31.750
43	Robbie LYALL	a	3:32.161	3:32.161
78	Mark SHIELS	a	3:32.777	3:32.777
81	Julian KIRK	b	3:37.039	3:37.039
95	Robert GORDON	a	3:37.522	3:37.522
14	Rodney LITTLE	b	3:37.600	3:37.600
21	Roy SCOTT	a	3:37.910	3:37.910
174	Rodney PATTON	a	3:38.665	3:38.665
22	Oliver DUPUY	a	3:38.877	3:38.877
11	John CAHILL	a	3:39.362	3:39.362
87	Ian SIMPSON	a	3:39.946	3:39.946
96	Stephen CARR	b	3:42.919	3:42.919
34	Yvonne MONTGOMERY	b	3:52.900	3:52.900
26	Steven GRIER	b	3:53.235	3:53.235

**3**

No	Name	G	Elapsed Time	Lap Time
16	Noel BRENNAN	a	10:12.119	3:25.550
60	George SCOTT	b	10:21.907	3:28.382
106	Bernard DALY	a	10:28.036	3:27.512
30	Aron HATCH	a	10:29.804	3:27.946
29	Richard McLOUGHLIN	a	10:30.153	3:27.870
57	Adrian LOGUE	b	10:30.695	3:31.990
78	Mark SHIELS	a	10:30.785	3:27.998
97	William HARA	a	10:31.075	3:26.098
43	Robbie LYALL	a	10:31.176	3:28.040
21	Roy SCOTT	a	10:41.030	3:30.805
22	Oliver DUPUY	a	10:48.290	3:33.362
95	Robert GORDON	a	10:48.662	3:37.031
81	Julian KIRK	b	10:49.089	3:35.537
174	Rodney PATTON	a	10:49.482	3:33.271
11	John CAHILL	a	10:50.582	3:33.122
87	Ian SIMPSON	a	10:51.787	3:33.877
14	Rodney LITTLE	b	10:56.219	3:40.363
96	Stephen CARR	b	11:01.792	3:38.594
26	Steven GRIER	b	11:38.578	3:54.533
34	Yvonne MONTGOMERY	b	11:38.842	3:53.512

**2**

No	Name	G	Elapsed Time	Lap Time
16	Noel BRENNAN	a	6:46.569	3:24.751
60	George SCOTT	b	6:53.525	3:28.852
57	Adrian LOGUE	b	6:58.705	3:27.976
106	Bernard DALY	a	7:00.524	3:28.774
30	Aron HATCH	a	7:01.858	3:31.739
29	Richard McLOUGHLIN	a	7:02.283	3:31.608
78	Mark SHIELS	a	7:02.787	3:30.010
43	Robbie LYALL	a	7:03.136	3:30.975
97	William HARA	a	7:04.977	3:34.500
21	Roy SCOTT	a	7:10.225	3:32.315
95	Robert GORDON	a	7:11.631	3:34.109
81	Julian KIRK	b	7:13.552	3:36.513
22	Oliver DUPUY	a	7:14.928	3:36.051
14	Rodney LITTLE	b	7:15.856	3:38.256
174	Rodney PATTON	a	7:16.211	3:37.546
11	John CAHILL	a	7:17.460	3:38.098
87	Ian SIMPSON	a	7:17.910	3:37.964
96	Stephen CARR	b	7:23.198	3:40.279
26	Steven GRIER	b	7:44.045	3:50.810
34	Yvonne MONTGOMERY	b	7:45.330	3:52.430

**4**

No	Name	G	Elapsed Time	Lap Time
16	Noel BRENNAN	a	13:37.273	3:25.154
60	George SCOTT	b	13:48.857	3:26.950
106	Bernard DALY	a	13:55.760	3:27.724
29	Richard McLOUGHLIN	a	13:57.783	3:27.630
97	William HARA	a	13:58.000	3:26.925
30	Aron HATCH	a	13:58.394	3:28.590
43	Robbie LYALL	a	13:58.987	3:27.811
78	Mark SHIELS	a	13:59.342	3:28.557
57	Adrian LOGUE	b	14:03.654	3:32.959
21	Roy SCOTT	a	14:11.835	3:30.805
22	Oliver DUPUY	a	14:18.854	3:30.564
95	Robert GORDON	a	14:22.244	3:33.582
174	Rodney PATTON	a	14:23.815	3:34.333
11	John CAHILL	a	14:25.567	3:34.985
14	Rodney LITTLE	b	14:36.375	3:40.156
96	Stephen CARR	b	14:41.273	3:39.481
34	Yvonne MONTGOMERY	b	15:30.560	3:51.718
26	Steven GRIER	b	15:33.285	3:54.707

**IRISH ROAD RACE 250GP**

2012

Pos	No.	Name	Total	Diff	Gap	#1 #2	
						R6	R1
1	6	William DUNLOP	50	0	0	25	25
2	97	Seamus ELLIOTT	36	14	14	16	20
3	71	Davy MORGAN	20	30	16	20	x
4	42	Rob BARBER	16	34	4	x	16
5	19	Kevin STROWGER	13	37	3	13	x
6	2	Brian MATEER	13	37	0	x	13
7	17	Paul HEDISON	11	39	2	11	x
8	74	Tommy HENRY	11	39	0	x	11
9	11	Peter WAKEFIELD	10	40	1	10	x
10	38	Darren GILPIN	9	41	1	9	x
11	73	Mark SHIELDS	8	42	1	8	x

**Event Legend**

#1 27/04/2012 KDM HIRE COOKSTOWN 100

#2 04/05/2012 AROUND A POUND TANDRAGEE 100

Championship Standings of IRISH ROAD RACE SUPERTWINS

Printed:: 05/05/2012 16:06:06

**IRISH ROAD RACE SUPERTWINS**

2012

Pos	No.	Name	Total	Diff	Gap	#1 #2	
						R1	R1
1	77	Ryan FARQUHAR	50	0	0	25	25
2	44	Jamie HAMILTON	36	14	14	20	16
3	16	John BURROWS	31	19	5	11	20
4	65	Michael SWEENEY	26	24	5	16	10
5	96	Andy FARRELL	24	26	2	13	11
6	57	Ian MORRELL	18	32	6	9	9
7	150	William DAVISON	13	37	5	x	13
8	3	Anthony McCOLGAN	13	37	0	7	6
9	71	Davy MORGAN	10	40	3	10	x
10	103	Reuben McPHEE	9	41	1	4	5
11	113	Ronan PENTONY	8	42	1	8	x
12	64	Stephen McKNIGHT	8	42	0	x	8
13	32	Joe PHILLIPS	7	43	1	x	7
14	24	Craig SHIRLAW	6	44	1	6	x
15	43	Robbie LYALL	6	44	0	5	1
16	5	Paul LENNON	4	46	2	x	4
17	33	David HOWARD	3	47	1	3	x
18	7	Dave WALSH	3	47	0	x	3
19	155	Scott CAMPBELL	2	48	1	2	x
20	47	Davie BLACK	2	48	0	x	2
21	93	Ciaran O'CALLAGHAN	1	49	1	1	x

**Event Legend**

#1 27/04/2012 KDM HIRE COOKSTOWN 100

#2 04/05/2012 AROUND A POUND TANDRAGEE 100



**ULSTER ROAD RACE 250GP**

2012

Pos	No.	Name	Total	Diff	Gap	#1 #2	
						R6	R1
1	6	William DUNLOP	50	0	0	25	25
2	97	Seamus ELLIOTT	36	14	14	16	20
3	71	Davy MORGAN	20	30	16	20	x
4	42	Rob BARBER	16	34	4	x	16
5	19	Kevin STROWGER	13	37	3	13	x
6	2	Brian MATEER	13	37	0	x	13
7	17	Paul HEDISON	11	39	2	11	x
8	74	Tommy HENRY	11	39	0	x	11
9	11	Peter WAKEFIELD	10	40	1	10	x
10	38	Darren GILPIN	9	41	1	9	x
11	73	Mark SHIELDS	8	42	1	8	x

**Event Legend**

#1 27/04/2012 KDM HIRE COOKSTOWN 100

#2 04/05/2012 AROUND A POUND TANDRAGEE 100

Championship Standings of ULSTER ROAD RACE SUPERTWINS

Printed:: 05/05/2012 16:07:06

**ULSTER ROAD RACE SUPERTWINS**

2012

Pos	No.	Name	Total	Diff	Gap	#1 #2	
						R1	R1
1	77	Ryan FARQUHAR	50	0	0	25	25
2	44	Jamie HAMILTON	36	14	14	20	16
3	16	John BURROWS	31	19	5	11	20
4	65	Michael SWEENEY	26	24	5	16	10
5	96	Andy FARRELL	24	26	2	13	11
6	57	Ian MORRELL	18	32	6	9	9
7	150	William DAVISON	13	37	5	x	13
8	3	Anthony McCOLGAN	13	37	0	7	6
9	71	Davy MORGAN	10	40	3	10	x
10	103	Reuben McPHEE	9	41	1	4	5
11	113	Ronan PENTONY	8	42	1	8	x
12	64	Stephen McKNIGHT	8	42	0	x	8
13	32	Joe PHILLIPS	7	43	1	x	7
14	24	Craig SHIRLAW	6	44	1	6	x
15	43	Robbie LYALL	6	44	0	5	1
16	5	Paul LENNON	4	46	2	x	4
17	33	David HOWARD	3	47	1	3	x
18	7	Dave WALSH	3	47	0	x	3
19	155	Scott CAMPBELL	2	48	1	2	x
20	47	Davie BLACK	2	48	0	x	2
21	93	Ciaran O'CALLAGHAN	1	49	1	1	x

**Event Legend**

#1 27/04/2012 KDM HIRE COOKSTOWN 100

#2 04/05/2012 AROUND A POUND TANDRAGEE 100