

Around A Pound

TANDRAGEE 100

Friday 4th & Saturday 5th May 2012

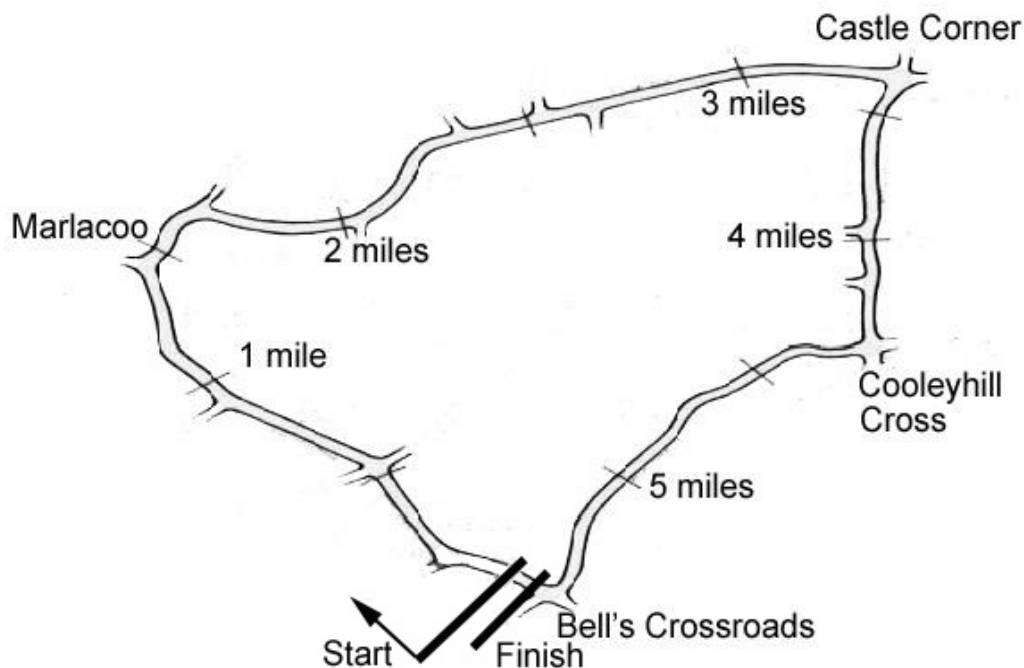
promoted by North Armagh MC & CC
www.tandragee100.co.uk



TANDRAGEE CENTRA
SENIOR SUPPORT



Tandragee Circuit 5.34375 miles



LAP RECORDS

Class	Rider	Machine	m	s	mph	Year
125cc	Robert Dunlop	Honda	3	19.38	96.487	1999
Moto 450	Ryan Farquhar	Kawasaki 450	3	24.835	93.917	2011
250cc	Phillip McCallen	Honda	3	10.0	101.25	1991
Supersport 400	Dave Leach	Yamaha	3	20.0	96.19	1995
Supertwins	Adrian Archibald	Kawasaki 650	3	10.196	101.146	2011
Supersport	Michael Dunlop	Yamaha	2	57.522	108.367	2011
Superbike	Michael Dunlop	Kawasaki	2	56.012	109.297	2011
Senior Support	Victor Gilmore	Kawasaki 750	3	14.29	99.014	1999
Junior Support	Michael Dunlop	Yamaha 250	3	20.909	95.752	2006
Classic 1000cc	Stewart Parkhill	BSA 750	3	29.69	91.74	1996
Classic 500cc	Bob Jackson	Norton	3	27.03	92.921	1998
Classic 350cc	Colin Rodgers	Honda	3	38.59	88.007	1999
Classic 250cc	Gary Long	Suzuki	3	42.23	86.566	1997

MOST WINS at TANDRAGEE 100

Joey Dunlop	18	1971 - 00
Brian Reid	14	1980 - 94
Ray McCullough	10	1971 - 82
Phillip McCallen	9	1988 - 99
Ryan Farquhar	9	1996 - 11
Sam McClements	8	1981 - 89
Robert Dunlop	7	1985 - 06
Michael Dunlop	7	2006 - 11

ALL TIME IRISH ROAD RACE WINNERS (after Cookstown 100 2012)

Most Wins at All Irish Road Race Meetings

1.	Ryan Farquhar	177	1995 - 11
2.	Joey Dunlop	156	1971 - 00
3.	Robert Dunlop	135	1980 - 08
4.	Ray McCullough	109	1960 - 82
	Phillip McCallen	109	1987 - 99
6.	Brian Reid	78	1980 - 94
7.	Darran Lindsay	75	1999 - 06
8.	William Dunlop	69	2005 - 12
9.	James Courtney	66	1992 - 99
10.	Adrian Archibald	64	1994 - 06

AROUND A POUND TANDRAGEE 100

SENIOR SUPPORT

Free Practice


Friday, 04 May 2012



Pos	Class	No	Name	Machine / Sponsor	----- Best Lap -----			On	Laps
					Time	Behind	Speed		
Qualifying Classification									
1	SSEN	16	Noel BRENNAN	Kawasaki 600	3:30.315		91.470	4	4
2	SSEN	115	Damian HORAN	Suzuki 750 - Horan Racing	3:30.433	0.118	91.419	4	4
3	SSEN	29	Richard McLOUGHLIN	Yamaha 600	3:32.784	2.469	90.409	4	4
4	SSEN	60	George SCOTT	Honda 600	3:34.612	4.297	89.639	3	3
5	SSEN	106	Bernard DALY	Suzuki 750 - DDRRSC	3:37.679	7.364	88.376	3	3
6	SSEN	78	Mark SHIELS	Kawasaki 600	3:39.853	9.538	87.502	3	4
7	SSEN	21	Roy SCOTT	Suzuki 750	3:39.900	9.585	87.483	3	3
8	SSEN	57	Adrian LOGUE	Suzuki 750	3:40.952	10.637	87.066	4	4
9	SSEN	97	William HARA	Suzuki 750 - New Look Blinds	3:41.131	10.816	86.996	2	2
10	SSEN	43	Robbie LYALL	Suzuki 600	3:43.695	13.380	85.999	3	3
11	SSEN	54	Stephen McKEEVER	Yamaha 600 - BM Services	3:44.430	14.115	85.717	3	3
12	SSEN	22	Oliver DUPUY	Yamaha 600	3:44.834	14.519	85.563	3	3
13	SSEN	14	Rodney LITTLE	Yamaha 600	3:47.328	17.013	84.624	3	3
14	SSEN	174	Rodney PATTON	Suzuki 750 - Shay D Racing	3:48.397	18.082	84.228	2	2
15	SSEN	84	Paddy WOODSIDE	Suzuki 750	3:48.781	18.466	84.087	3	3
16	SSEN	81	Julian KIRK	Yamaha 600	3:49.313	18.998	83.892	3	4
17	SSEN	11	John CAHILL	Suzuki 750	3:50.169	19.854	83.580	3	4
18	SSEN	87	Ian SIMPSON	Yamaha 600	3:51.099	20.784	83.244	2	2
19	SSEN	95	Robert GORDON	Honda 600	3:54.342	24.027	82.092	3	3
20	SSEN	96	Stephen CARR	Kawasaki 600 - Orlaith's Cupcakes	3:55.061	24.746	81.840	3	3
21	SSEN	192	Michael LARKIN	Suzuki 750	3:59.116	28.801	80.453	3	3
22	SSEN	30	Aron HATCH	Suzuki 750 - Mongey Transport	3:59.406	29.091	80.355	3	3
23	SSEN	26	Steven GRIER	Yamaha 600 - G.C. Racing	4:05.594	35.279	78.330	3	3
24	SSEN	34	Yvonne MONTGOMERY	Suzuki 600	4:08.038	37.723	77.559	3	3

Provisional result to be confirmed by the Stewards of the Meeting subject to completion of technical inspections & the time limit for protests

Page 1 / 1

Circuit	Tandragee	Signed		Organising Club	North Armagh MC&CC
Length(miles)	5.3438 Lap 1 (5.2368)		Chief Timekeeper	Qualifying Started	19:31
Weather	Cloudy	Issued At:	20:30		
Track	Dry				



MCUI Ulster
Centre Timing
powered by
e-Laps timing software

www.elaps-timing.com



AROUND A POUND TANDRAGEE 100

SENIOR SUPPORT

Free Practice

Friday, 04 May 2012

DETAILED RESULT



Qualifying Classification

Position

1 16 Noel BRENNAN

Behind

Best Time **3:30.315** Best Speed **91.470** On **4** Gp **a**

Lap	Elapsed Time	Lap Time	Lap Speed
1	4:47.027	4:47.027	65.681
2	8:23.684	3:36.657	88.792
3	11:56.094	3:32.410	90.568
4	15:26.409	3:30.315	91.470

2 115 Damian HORAN

Behind **0.118**

Best Time **3:30.433** Best Speed **91.419** On **4** Gp **a**

Lap	Elapsed Time	Lap Time	Lap Speed
1	4:48.304	4:48.304	65.390
2	8:25.126	3:36.822	88.725
3	11:56.800	3:31.674	90.883
4	15:27.233	3:30.433	91.419

3 29 Richard McLOUGHLIN

Behind **2.469**

Best Time **3:32.784** Best Speed **90.409** On **4** Gp **a**

Lap	Elapsed Time	Lap Time	Lap Speed
1	5:02.472	5:02.472	62.327
2	8:42.751	3:40.279	87.332
3	12:17.444	3:34.693	89.605
4	15:50.228	3:32.784	90.409

4 60 George SCOTT

Behind **4.297**

Best Time **3:34.612** Best Speed **89.639** On **3** Gp **a**

Lap	Elapsed Time	Lap Time	Lap Speed
1	5:48.331	5:48.331	54.122
2	9:26.336	3:38.005	88.243
3	13:00.948	3:34.612	89.639

5 106 Bernard DALY

Behind **7.364**

Best Time **3:37.679** Best Speed **88.376** On **3** Gp **a**

Lap	Elapsed Time	Lap Time	Lap Speed
1	5:18.767	5:18.767	59.141
2	8:58.233	3:39.466	87.656
3	12:35.912	3:37.679	88.376

Qualifying Classification

Position

6 78 Mark SHIELS

Behind **9.538**

Best Time **3:39.853** Best Speed **87.502** On **3** Gp **a**

Lap	Elapsed Time	Lap Time	Lap Speed
1	5:45.045	5:45.045	54.637
2	9:27.383	3:42.338	86.524
3	13:07.236	3:39.853	87.502
4	17:57.282	4:50.046	66.326

7 21 Roy SCOTT

Behind **9.585**

Best Time **3:39.900** Best Speed **87.483** On **3** Gp **a**

Lap	Elapsed Time	Lap Time	Lap Speed
1	5:49.371	5:49.371	53.961
2	9:37.937	3:48.566	84.166
3	13:17.837	3:39.900	87.483

8 57 Adrian LOGUE

Behind **10.637**

Best Time **3:40.952** Best Speed **87.066** On **4** Gp **a**

Lap	Elapsed Time	Lap Time	Lap Speed
1	5:05.029	5:05.029	61.805
2	8:51.765	3:46.736	84.845
3	12:36.377	3:44.612	85.648
4	16:17.329	3:40.952	87.066

9 97 William HARA

Behind **10.816**

Best Time **3:41.131** Best Speed **86.996** On **2** Gp **a**

Lap	Elapsed Time	Lap Time	Lap Speed
1	5:03.324	5:03.324	62.152
2	8:44.455	3:41.131	86.996

10 43 Robbie LYALL

Behind **13.380**

Best Time **3:43.695** Best Speed **85.999** On **3** Gp **a**

Lap	Elapsed Time	Lap Time	Lap Speed
1	5:19.669	5:19.669	58.974
2	9:07.951	3:48.282	84.271
3	12:51.646	3:43.695	85.999

AROUND A POUND TANDRAGEE 100

SENIOR SUPPORT

Free Practice

Friday, 04 May 2012

DETAILED RESULT



Qualifying Classification

Position

11 54 Stephen McKEEVER

Behind 14.115

Best Time **3:44.430** Best Speed **85.717** On 3 Gp a

Lap	Elapsed Time	Lap Time	Lap Speed
1	5:26.780	5:26.780	57.691
2	9:15.571	3:48.791	84.083
3	13:00.001	3:44.430	85.717

12 22 Oliver DUPUY

Behind 14.519

Best Time **3:44.834** Best Speed **85.563** On 3 Gp a

Lap	Elapsed Time	Lap Time	Lap Speed
1	5:04.347	5:04.347	61.943
2	8:50.863	3:46.516	84.928
3	12:35.697	3:44.834	85.563

13 14 Rodney LITTLE

Behind 17.013

Best Time **3:47.328** Best Speed **84.624** On 3 Gp a

Lap	Elapsed Time	Lap Time	Lap Speed
1	5:46.963	5:46.963	54.335
2	9:38.487	3:51.524	83.091
3	13:25.815	3:47.328	84.624

14 174 Rodney PATTON

Behind 18.082

Best Time **3:48.397** Best Speed **84.228** On 2 Gp a

Lap	Elapsed Time	Lap Time	Lap Speed
1	5:21.296	5:21.296	58.676
2	9:09.693	3:48.397	84.228

15 84 Paddy WOODSIDE

Behind 18.466

Best Time **3:48.781** Best Speed **84.087** On 3 Gp a

Lap	Elapsed Time	Lap Time	Lap Speed
1	5:45.747	5:45.747	54.526
2	9:37.678	3:51.931	82.945
3	13:26.459	3:48.781	84.087

Qualifying Classification

Position

16 81 Julian KIRK

Behind 18.998

Best Time **3:49.313** Best Speed **83.892** On 3 Gp a

Lap	Elapsed Time	Lap Time	Lap Speed
1	5:25.121	5:25.121	57.985
2	9:17.396	3:52.275	82.822
3	13:06.709	3:49.313	83.892
4	17:26.480	4:19.771	74.056

17 11 John CAHILL

Behind 19.854

Best Time **3:50.169** Best Speed **83.580** On 3 Gp a

Lap	Elapsed Time	Lap Time	Lap Speed
1	5:21.887	5:21.887	58.568
2	9:12.421	3:50.534	83.448
3	13:02.590	3:50.169	83.580
4	17:30.212	4:27.622	71.883

18 87 Ian SIMPSON

Behind 20.784

Best Time **3:51.099** Best Speed **83.244** On 2 Gp a

Lap	Elapsed Time	Lap Time	Lap Speed
1	5:48.792	5:48.792	54.050
2	9:39.891	3:51.099	83.244

19 95 Robert GORDON

Behind 24.027

Best Time **3:54.342** Best Speed **82.092** On 3 Gp a

Lap	Elapsed Time	Lap Time	Lap Speed
1	5:59.065	5:59.065	52.504
2	9:55.546	3:56.481	81.349
3	13:49.888	3:54.342	82.092

20 96 Stephen CARR

Behind 24.746

Best Time **3:55.061** Best Speed **81.840** On 3 Gp a

Lap	Elapsed Time	Lap Time	Lap Speed
1	5:57.528	5:57.528	52.730
2	9:53.885	3:56.357	81.392
3	13:48.946	3:55.061	81.840

AROUND A POUND TANDRAGEE 100

SENIOR SUPPORT

Free Practice

Friday, 04 May 2012

DETAILED RESULT



Qualifying Classification

Position

21 192 Michael LARKIN

Behind 28.801

Best Time 3:59.116 Best Speed 80.453 On 3 Gp a

Lap	Elapsed Time	Lap Time	Lap Speed
1	5:49.722	5:49.722	53.907
2	9:54.510	4:04.788	78.588
3	13:53.626	3:59.116	80.453

22 30 Aron HATCH

Behind 29.091

Best Time 3:59.406 Best Speed 80.355 On 3 Gp a

Lap	Elapsed Time	Lap Time	Lap Speed
1	5:59.546	5:59.546	52.434
2	10:03.378	4:03.832	78.897
3	14:02.784	3:59.406	80.355

23 26 Steven GRIER

Behind 35.279

Best Time 4:05.594 Best Speed 78.330 On 3 Gp a

Lap	Elapsed Time	Lap Time	Lap Speed
1	5:55.260	5:55.260	53.066
2	10:03.966	4:08.706	77.350
3	14:09.560	4:05.594	78.330

24 34 Yvonne MONTGOMERY

Behind 37.723

Best Time 4:08.038 Best Speed 77.559 On 3 Gp a

Lap	Elapsed Time	Lap Time	Lap Speed
1	5:30.384	5:30.384	57.062
2	9:42.517	4:12.133	76.299
3	13:50.555	4:08.038	77.559

AROUND A POUND TANDRAGEE 100

SENIOR SUPPORT

Tandragee 5.344 Miles

R6: Tandragee Centra Senior Support

05/05/2012 14:45

Race (5 Laps)

Race 6 - SENIOR SUPPORT

13	202 A		
12		26 A	34 B
11	14 A	84 B	96 C
10		57 A	192 B
9	60 A	38 B	81 C
8	B		
7		A	B
6			
5	21 A	78 B	11 C
4		106 A	50 B
3	97 A	95 B	30 C
2		29 A	43 B
1	115 A POLE POSITION	16 B	174 C

A



AROUND A POUND TANDRAGEE 100

SENIOR SUPPORT

Race 7 - Tandragee Centra Senior Support

Saturday, 05 May 2012



Pos	Class	No	Name	Machine / Sponsor	Gp	Laps	Total Time	Behind	Speed	-----Best Lap-----	
										Time	Speed

Race Classification

1	SSEN	16	Noel BRENNAN	Kawasaki 600	a	4	13:37.273		93.683	3:24.751	93.956	2
2	SSEN	60	George SCOTT	Honda 600	b	4	13:48.857	11.584	92.374	3:26.950	92.957	4
3	SSEN	106	Bernard DALY	Suzuki 750 - DDRRSC	a	4	13:55.760	18.487	91.611	3:27.512	92.705	3
4	SSEN	29	Richard McLOUGHLIN	Yamaha 600	a	4	13:57.783	20.510	91.390	3:27.630	92.653	4
5	SSEN	97	William HARA	Suzuki 750 - New Look Blinds	a	4	13:58.000	20.727	91.366	3:26.098	93.342	3
6	SSEN	30	Aron HATCH	Suzuki 750 - Mongey Transport	a	4	13:58.394	21.121	91.323	3:27.946	92.512	3
7	SSEN	43	Robbie LYALL	Suzuki 600	a	4	13:58.987	21.714	91.259	3:27.811	92.572	4
8	SSEN	78	Mark SHIELDS	Kawasaki 600	a	4	13:59.342	22.069	91.220	3:27.998	92.489	3
9	SSEN	57	Adrian LOGUE	Suzuki 750	b	4	14:03.654	26.381	90.754	3:27.976	92.499	2
10	SSEN	21	Roy SCOTT	Suzuki 750	a	4	14:11.835	34.562	89.882	3:30.805	91.257	4
11	SSEN	22	Oliver DUPUY	Yamaha 600	a	4	14:18.854	41.581	89.148	3:30.564	91.362	4
12	SSEN	95	Robert GORDON	Honda 600	a	4	14:22.244	44.971	88.797	3:33.582	90.071	4
13	SSEN	174	Rodney PATTON	Suzuki 750 - Shay D Racing	a	4	14:23.815	46.542	88.636	3:33.271	90.202	3
14	SSEN	11	John CAHILL	Suzuki 750	a	4	14:25.567	48.294	88.456	3:33.122	90.265	3
15	SSEN	14	Rodney LITTLE	Yamaha 600	b	4	14:36.375	59.102	87.365	3:38.256	88.142	2
16	SSEN	96	Stephen CARR	Kawasaki 600 - Orlaith's Cupcakes	b	4	14:41.273	1:04.000	86.880	3:38.594	88.006	3
17	SSEN	34	Yvonne MONTGOMERY	Suzuki 600	b	4	15:30.560	1:53.287	82.278	3:51.718	83.021	4
18	SSEN	26	Steven GRIER	Yamaha 600 - G.L. Racing	b	4	15:33.285	1:56.012	82.038	3:50.810	83.348	2

Fastest Lap


SSEN	16	Noel BRENNAN	Kawasaki 600	a						3:24.751	93.956	2
------	----	--------------	--------------	---	--	--	--	--	--	----------	--------	---

Not Classified

DNF	SSEN	81	Julian KIRK	Yamaha 600	b	3	10:49.089	1 Lap	88.320	3:35.537	89.254	3
DNF	SSEN	87	Ian SIMPSON	Yamaha 600	a	3	10:51.787	2.698	87.954	3:33.877	89.947	3

Provisional result to be confirmed by the Stewards of the Meeting subject to completion of technical inspections & the time limit for protests

Page 1 / 1

Circuit	Tandragee	Signed		Organising Club	North Armagh MC&CC
Length(miles)	5.3438 Lap 1 (5.2368)		Chief Timekeeper	Race Started	16:47
Weather	Cloudy	Issued At:	17:04	Gp Time Diff - b	20.39
Track	Dry				



MCUI Ulster
Centre Timing
powered by
e-Laps timing software

www.elaps-timing.com



AROUND A POUND TANDRAGEE 100

SENIOR SUPPORT

Race 7 - Tandragee Centra Senior Support

Saturday, 05 May 2012

DETAILED RESULT



Race Classification

1 16 Noel BRENNAN

Total Time **13:37.273** Avg Speed **93.683** Behind
Best Time **3:24.751** Best Speed **93.956** On **2** Gp **a**

Lap	Elapsed Time	Lap Time	Lap Speed
1	3:21.818	3:21.818	93.412
2	6:46.569	3:24.751	93.956
3	10:12.119	3:25.550	93.590
4	13:37.273	3:25.154	93.771

2 60 George SCOTT

Total Time **13:48.857** Avg Speed **92.374** Behind **11.584**
Best Time **3:26.950** Best Speed **92.957** On **4** Gp **b**

Lap	Elapsed Time	Lap Time	Lap Speed
1	3:24.673	3:24.673	92.109
2	6:53.525	3:28.852	92.111
3	10:21.907	3:28.382	92.318
4	13:48.857	3:26.950	92.957

3 106 Bernard DALY

Total Time **13:55.760** Avg Speed **91.611** Behind **18.487**
Best Time **3:27.512** Best Speed **92.705** On **3** Gp **a**

Lap	Elapsed Time	Lap Time	Lap Speed
1	3:31.750	3:31.750	89.031
2	7:00.524	3:28.774	92.145
3	10:28.036	3:27.512	92.705
4	13:55.760	3:27.724	92.611

4 29 Richard McLOUGHLIN

Total Time **13:57.783** Avg Speed **91.390** Behind **20.510**
Best Time **3:27.630** Best Speed **92.653** On **4** Gp **a**

Lap	Elapsed Time	Lap Time	Lap Speed
1	3:30.675	3:30.675	89.485
2	7:02.283	3:31.608	90.911
3	10:30.153	3:27.870	92.546
4	13:57.783	3:27.630	92.653

5 97 William HARA

Total Time **13:58.000** Avg Speed **91.366** Behind **20.727**
Best Time **3:26.098** Best Speed **93.342** On **3** Gp **a**

Lap	Elapsed Time	Lap Time	Lap Speed
1	3:30.477	3:30.477	89.569
2	7:04.977	3:34.500	89.685
3	10:31.075	3:26.098	93.342
4	13:58.000	3:26.925	92.968

Race Classification

6 30 Aron HATCH

Total Time **13:58.394** Avg Speed **91.323** Behind **21.121**
Best Time **3:27.946** Best Speed **92.512** On **3** Gp **a**

Lap	Elapsed Time	Lap Time	Lap Speed
1	3:30.119	3:30.119	89.722
2	7:01.858	3:31.739	90.855
3	10:29.804	3:27.946	92.512
4	13:58.394	3:28.590	92.226

7 43 Robbie LYALL

Total Time **13:58.987** Avg Speed **91.259** Behind **21.714**
Best Time **3:27.811** Best Speed **92.572** On **4** Gp **a**

Lap	Elapsed Time	Lap Time	Lap Speed
1	3:32.161	3:32.161	88.858
2	7:03.136	3:30.975	91.184
3	10:31.176	3:28.040	92.470
4	13:58.987	3:27.811	92.572

8 78 Mark SHIELDS

Total Time **13:59.342** Avg Speed **91.220** Behind **22.069**
Best Time **3:27.998** Best Speed **92.489** On **3** Gp **a**

Lap	Elapsed Time	Lap Time	Lap Speed
1	3:32.777	3:32.777	88.601
2	7:02.787	3:30.010	91.603
3	10:30.785	3:27.998	92.489
4	13:59.342	3:28.557	92.241

9 57 Adrian LOGUE

Total Time **14:03.654** Avg Speed **90.754** Behind **26.381**
Best Time **3:27.976** Best Speed **92.499** On **2** Gp **b**

Lap	Elapsed Time	Lap Time	Lap Speed
1	3:30.729	3:30.729	89.462
2	6:58.705	3:27.976	92.499
3	10:30.695	3:31.990	90.747
4	14:03.654	3:32.959	90.334

10 21 Roy SCOTT

Total Time **14:11.835** Avg Speed **89.882** Behind **34.562**
Best Time **3:30.805** Best Speed **91.257** On **4** Gp **a**

Lap	Elapsed Time	Lap Time	Lap Speed
1	3:37.910	3:37.910	86.514
2	7:10.225	3:32.315	90.608
3	10:41.030	3:30.805	91.257
4	14:11.835	3:30.805	91.257



MCUI Ulster
Centre Timing
powered by
e-Laps timing software

www.elaps-timing.com



AROUND A POUND TANDRAGEE 100

SENIOR SUPPORT

Race 7 - Tandragee Centra Senior Support

Saturday, 05 May 2012

DETAILED RESULT



Race Classification

11 22 Oliver DUPUY

Total Time **14:18.854** Avg Speed **89.148** Behind **41.581**
Best Time **3:30.564** Best Speed **91.362** On 4 Gp a

Lap	Elapsed Time	Lap Time	Lap Speed
1	3:38.877	3:38.877	86.132
2	7:14.928	3:36.051	89.041
3	10:48.290	3:33.362	90.164
4	14:18.854	3:30.564	91.362

12 95 Robert GORDON

Total Time **14:22.244** Avg Speed **88.797** Behind **44.971**
Best Time **3:33.582** Best Speed **90.071** On 4 Gp a

Lap	Elapsed Time	Lap Time	Lap Speed
1	3:37.522	3:37.522	86.668
2	7:11.631	3:34.109	89.849
3	10:48.662	3:37.031	88.639
4	14:22.244	3:33.582	90.071

13 174 Rodney PATTON

Total Time **14:23.815** Avg Speed **88.636** Behind **46.542**
Best Time **3:33.271** Best Speed **90.202** On 3 Gp a

Lap	Elapsed Time	Lap Time	Lap Speed
1	3:38.665	3:38.665	86.215
2	7:16.211	3:37.546	88.430
3	10:49.482	3:33.271	90.202
4	14:23.815	3:34.333	89.755

14 11 John CAHILL

Total Time **14:25.567** Avg Speed **88.456** Behind **48.294**
Best Time **3:33.122** Best Speed **90.265** On 3 Gp a

Lap	Elapsed Time	Lap Time	Lap Speed
1	3:39.362	3:39.362	85.942
2	7:17.460	3:38.098	88.206
3	10:50.582	3:33.122	90.265
4	14:25.567	3:34.985	89.483

15 14 Rodney LITTLE

Total Time **14:36.375** Avg Speed **87.365** Behind **59.102**
Best Time **3:38.256** Best Speed **88.142** On 2 Gp b

Lap	Elapsed Time	Lap Time	Lap Speed
1	3:37.600	3:37.600	86.637
2	7:15.856	3:38.256	88.142
3	10:56.219	3:40.363	87.299
4	14:36.375	3:40.156	87.381

Race Classification

16 96 Stephen CARR

Total Time **14:41.273** Avg Speed **86.880** Behind **1:04.000**
Best Time **3:38.594** Best Speed **88.006** On 3 Gp b

Lap	Elapsed Time	Lap Time	Lap Speed
1	3:42.919	3:42.919	84.570
2	7:23.198	3:40.279	87.332
3	11:01.792	3:38.594	88.006
4	14:41.273	3:39.481	87.650

17 34 Yvonne MONTGOMERY

Total Time **15:30.560** Avg Speed **82.278** Behind **1:53.287**
Best Time **3:51.718** Best Speed **83.021** On 4 Gp b

Lap	Elapsed Time	Lap Time	Lap Speed
1	3:52.900	3:52.900	80.946
2	7:45.330	3:52.430	82.767
3	11:38.842	3:53.512	82.383
4	15:30.560	3:51.718	83.021

18 26 Steven GRIER

Total Time **15:33.285** Avg Speed **82.038** Behind **1:56.012**
Best Time **3:50.810** Best Speed **83.348** On 2 Gp b

Lap	Elapsed Time	Lap Time	Lap Speed
1	3:53.235	3:53.235	80.830
2	7:44.045	3:50.810	83.348
3	11:38.578	3:54.533	82.025
4	15:33.285	3:54.707	81.964

Not Classified

DNF 81 Julian KIRK

Total Time **10:49.089** Avg Speed **88.320** Behind **1 Lap**
Best Time **3:35.537** Best Speed **89.254** On 3 Gp b

Lap	Elapsed Time	Lap Time	Lap Speed
1	3:37.039	3:37.039	86.861
2	7:13.552	3:36.513	88.851
3	10:49.089	3:35.537	89.254

DNF 87 Ian SIMPSON

Total Time **10:51.787** Avg Speed **87.954** Behind **2.698**
Best Time **3:33.877** Best Speed **89.947** On 3 Gp a

Lap	Elapsed Time	Lap Time	Lap Speed
1	3:39.946	3:39.946	85.713
2	7:17.910	3:37.964	88.260
3	10:51.787	3:33.877	89.947



MCUI Ulster
Centre Timing
powered by
e-Laps timing software

www.elaps-timing.com



AROUND A POUND TANDRAGEE 100

SENIOR SUPPORT

Race 7 - Tandragee Centra Senior Support

LAP CHART

**1**

No	Name	G	Elapsed Time	Lap Time
16	Noel BRENNAN	a	3:21.818	3:21.818
60	George SCOTT	b	3:24.673	3:24.673
30	Aron HATCH	a	3:30.119	3:30.119
97	William HARA	a	3:30.477	3:30.477
29	Richard McLOUGHLIN	a	3:30.675	3:30.675
57	Adrian LOGUE	b	3:30.729	3:30.729
106	Bernard DALY	a	3:31.750	3:31.750
43	Robbie LYALL	a	3:32.161	3:32.161
78	Mark SHIELS	a	3:32.777	3:32.777
81	Julian KIRK	b	3:37.039	3:37.039
95	Robert GORDON	a	3:37.522	3:37.522
14	Rodney LITTLE	b	3:37.600	3:37.600
21	Roy SCOTT	a	3:37.910	3:37.910
174	Rodney PATTON	a	3:38.665	3:38.665
22	Oliver DUPUY	a	3:38.877	3:38.877
11	John CAHILL	a	3:39.362	3:39.362
87	Ian SIMPSON	a	3:39.946	3:39.946
96	Stephen CARR	b	3:42.919	3:42.919
34	Yvonne MONTGOMERY	b	3:52.900	3:52.900
26	Steven GRIER	b	3:53.235	3:53.235

3

No	Name	G	Elapsed Time	Lap Time
16	Noel BRENNAN	a	10:12.119	3:25.550
60	George SCOTT	b	10:21.907	3:28.382
106	Bernard DALY	a	10:28.036	3:27.512
30	Aron HATCH	a	10:29.804	3:27.946
29	Richard McLOUGHLIN	a	10:30.153	3:27.870
57	Adrian LOGUE	b	10:30.695	3:31.990
78	Mark SHIELS	a	10:30.785	3:27.998
97	William HARA	a	10:31.075	3:26.098
43	Robbie LYALL	a	10:31.176	3:28.040
21	Roy SCOTT	a	10:41.030	3:30.805
22	Oliver DUPUY	a	10:48.290	3:33.362
95	Robert GORDON	a	10:48.662	3:37.031
81	Julian KIRK	b	10:49.089	3:35.537
174	Rodney PATTON	a	10:49.482	3:33.271
11	John CAHILL	a	10:50.582	3:33.122
87	Ian SIMPSON	a	10:51.787	3:33.877
14	Rodney LITTLE	b	10:56.219	3:40.363
96	Stephen CARR	b	11:01.792	3:38.594
26	Steven GRIER	b	11:38.578	3:54.533
34	Yvonne MONTGOMERY	b	11:38.842	3:53.512

2

No	Name	G	Elapsed Time	Lap Time
16	Noel BRENNAN	a	6:46.569	3:24.751
60	George SCOTT	b	6:53.525	3:28.852
57	Adrian LOGUE	b	6:58.705	3:27.976
106	Bernard DALY	a	7:00.524	3:28.774
30	Aron HATCH	a	7:01.858	3:31.739
29	Richard McLOUGHLIN	a	7:02.283	3:31.608
78	Mark SHIELS	a	7:02.787	3:30.010
43	Robbie LYALL	a	7:03.136	3:30.975
97	William HARA	a	7:04.977	3:34.500
21	Roy SCOTT	a	7:10.225	3:32.315
95	Robert GORDON	a	7:11.631	3:34.109
81	Julian KIRK	b	7:13.552	3:36.513
22	Oliver DUPUY	a	7:14.928	3:36.051
14	Rodney LITTLE	b	7:15.856	3:38.256
174	Rodney PATTON	a	7:16.211	3:37.546
11	John CAHILL	a	7:17.460	3:38.098
87	Ian SIMPSON	a	7:17.910	3:37.964
96	Stephen CARR	b	7:23.198	3:40.279
26	Steven GRIER	b	7:44.045	3:50.810
34	Yvonne MONTGOMERY	b	7:45.330	3:52.430

4

No	Name	G	Elapsed Time	Lap Time
16	Noel BRENNAN	a	13:37.273	3:25.154
60	George SCOTT	b	13:48.857	3:26.950
106	Bernard DALY	a	13:55.760	3:27.724
29	Richard McLOUGHLIN	a	13:57.783	3:27.630
97	William HARA	a	13:58.000	3:26.925
30	Aron HATCH	a	13:58.394	3:28.590
43	Robbie LYALL	a	13:58.987	3:27.811
78	Mark SHIELS	a	13:59.342	3:28.557
57	Adrian LOGUE	b	14:03.654	3:32.959
21	Roy SCOTT	a	14:11.835	3:30.805
22	Oliver DUPUY	a	14:18.854	3:30.564
95	Robert GORDON	a	14:22.244	3:33.582
174	Rodney PATTON	a	14:23.815	3:34.333
11	John CAHILL	a	14:25.567	3:34.985
14	Rodney LITTLE	b	14:36.375	3:40.156
96	Stephen CARR	b	14:41.273	3:39.481
34	Yvonne MONTGOMERY	b	15:30.560	3:51.718
26	Steven GRIER	b	15:33.285	3:54.707

IRISH ROAD RACE SENIOR SUPPORT

2012

Pos	No.	Name	Total	Diff	Gap	#1	#2
						R2	R1
1	16	Noel BRENNAN	38	0	0	13	25
2	114	Alan KENNY	25	13	13	25	x
3	29	Richard McLOUGHLIN	23	15	2	10	13
4	60	George SCOTT	20	18	3	x	20
5	115	Damian HORAN	20	18	0	20	x
6	106	Bernard DALY	19	19	1	3	16
7	97	William HARA	18	20	1	7	11
8	43	Robbie LYALL	17	21	1	8	9
9	111	Callum LAIDLAW	16	22	1	16	x
10	30	Aron HATCH	14	24	2	4	10
11	174	Rodney PATTON	14	24	0	11	3
12	12	William MONIE	9	29	5	9	x
13	95	Robert GORDON	9	29	0	5	4
14	78	Mark SHIELS	8	30	1	x	8
15	57	Adrian LOGUE	7	31	1	x	7
16	21	Roy SCOTT	7	31	0	1	6
17	70	Peter WHITESIDE	6	32	1	6	x
18	22	Oliver DUPUY	5	33	1	x	5
19	11	John CAHILL	2	36	3	x	2
20	50	Peter O'FLAHERTY	2	36	0	2	x
21	14	Rodney LITTLE	1	37	1	x	1

Event Legend

#1 27/04/2012 KDM HIRE COOKSTOWN 100

#2 04/05/2012 AROUND A POUND TANDRAGEE 100

ULSTER ROAD RACE SENIOR SUPPORT

2012

Pos	No.	Name	Total	Diff	Gap	#1	#2
						R2	R1
1	16	Noel BRENNAN	38	0	0	13	25
2	114	Alan KENNY	25	13	13	25	x
3	29	Richard McLOUGHLIN	23	15	2	10	13
4	60	George SCOTT	20	18	3	x	20
5	115	Damian HORAN	20	18	0	20	x
6	106	Bernard DALY	19	19	1	3	16
7	97	William HARA	18	20	1	7	11
8	43	Robbie LYALL	17	21	1	8	9
9	111	Callum LAIDLAW	16	22	1	16	x
10	30	Aron HATCH	14	24	2	4	10
11	174	Rodney PATTON	14	24	0	11	3
12	12	William MONIE	9	29	5	9	x
13	95	Robert GORDON	9	29	0	5	4
14	78	Mark SHIELS	8	30	1	x	8
15	57	Adrian LOGUE	7	31	1	x	7
16	21	Roy SCOTT	7	31	0	1	6
17	70	Peter WHITESIDE	6	32	1	6	x
18	22	Oliver DUPUY	5	33	1	x	5
19	11	John CAHILL	2	36	3	x	2
20	50	Peter O'FLAHERTY	2	36	0	2	x
21	14	Rodney LITTLE	1	37	1	x	1

Event Legend

#1 27/04/2012 KDM HIRE COOKSTOWN 100

#2 04/05/2012 AROUND A POUND TANDRAGEE 100