




Royal Hotel
**& BRAESIDE
COOKSTOWN 100**

Friday 29th & Saturday 30th April 2011

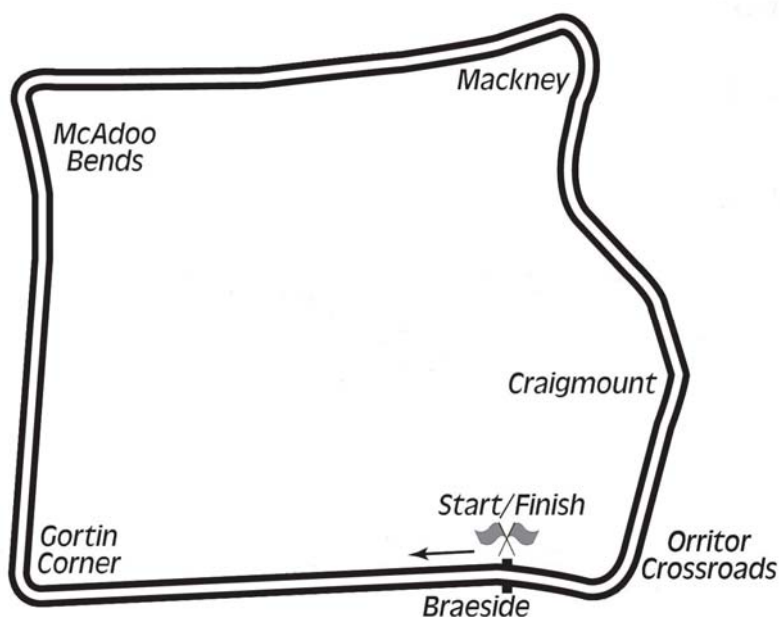
promoted by Cookstown & District MCC
www.cookstown100.com



**BA COMPONENTS OPEN A
&
THE ROYAL HOTEL & BRAESIDE
COOKSTOWN 100 A**



Orritor Circuit 2.1 miles



LAP RECORDS

Class	Rider	Machine	m s	mph	Year
125cc	William Dunlop	Honda	1 34.755	79.785	2010
Moto 450	to be established				
250cc	William Dunlop	Honda	1 29.658	84.320	2009
Supersport 400	Ryan Farquhar	Kawasaki	1 36.97	77.962	2003
Supertwins	Ryan Farquhar	Kawasaki 650	1 32.665	81.584	2010
Supersport	Keith Amor	Honda	1 25.144	88.791	2009
Open 1000cc	Ryan Farquhar	Kawasaki	1 23.250	90.811	2010
Senior Support	Gary Robinson	Yamaha 600	1 29.956	84.041	2007
Junior Support	Michael Dunlop	Yamaha 250	1 36.181	78.602	2006
Classic 1000cc	Wattie Brown	Norton 920	1 40.273	75.394	2006
Classic 500cc	Neill McWhirter	Norton	1 41.491	74.489	2010
Classic 350cc	Paul Coward	Honda	1 43.421	73.099	2004
Classic 250cc	Geoff McMullan	Suzuki	1 47.294	70.461	2006

MOST WINS at COOKSTOWN 100

Ryan Farquhar	17	1996 - 10
Ray McCullough	14	1967 - 79
Joey Dunlop	11	1977 - 98
Robert Dunlop	11	1985 - 08
Phillip McCallen	10	1987 - 96
Courtney Junk	8	1974 - 83
Mervyn Elwood	8	1987 - 97

ALL TIME IRISH ROAD RACE WINNERS (after Killalane 2010)

Most Wins at All Irish Road Race Meetings

1. Joey Dunlop	156	1971-00
2. Ryan Farquhar	155	1995-10
3. Robert Dunlop	135	1980-08
4. Ray McCullough	109	1960-82
Phillip McCallen	109	1987-99

Most Wins at Irish National Road Race Meetings

1. Ryan Farquhar	145	1995-10
2. Joey Dunlop	119	1971-00
3. Robert Dunlop	111	1980-08
4. Ray McCullough	99	1960-82
5. Phillip McCallen	84	1987-99




SUPERBIKE

Group A Qualifying

Friday, 29 April 2011

Pos	Class	No	Name	Machine / Sponsor	----- Best Lap -----			On	Laps
					Time	Behind	Speed		
Qualifying Classification									
1	SBKR	3	Michael DUNLOP	Kawasaki - Street Sweep	1:26.376		87.524	3	4
2	SBKR	36	Michael PEARSON	BMW - D & G W Racing	1:26.573	0.197	87.325	4	5
3	SBKR	7	Guy MARTIN	Suzuki - Relentless Suzuki by TAS	1:27.017	0.641	86.880	4	5
4	SBKR	6	William DUNLOP	Honda - Wilson Craig Racing	1:27.704	1.328	86.199	4	4
5	SBKR	13	Adrian ARCHIBALD	BMW - AMA Racing	1:27.994	1.618	85.915	4	4
6	SBKR	16	John BURROWS	Suzuki - BE Racing / Cookstown	1:28.893	2.517	85.046	3	4
7	SBKR	38	Gary ROBINSON	Yamaha 600 - Robinson Electrical	1:30.095	3.719	83.911	4	4
8	SBKR	31	Shaun ANDERSON	Suzuki - ARD	1:30.377	4.001	83.650	4	4
9	SBKR	23	Michal DOKOUPIL	Kawasaki - AIR Kawasaki	1:30.722	4.346	83.331	4	4
10	SBKR	25	Ivan SHANLEY	Yamaha 600 - Ty-Rock	1:32.169	5.793	82.023	4	4
11	SBKR	30	Wayne KENNEDY	Suzuki 600 - GB Racing	1:34.204	7.828	80.251	3	4
12	SBKR	20	David LUMSDEN	Yamaha 600	1:34.246	7.870	80.216	3	4
13	SBKR	26	Dennis BOOTH	Suzuki	1:34.250	7.874	80.212	3	3
14	SBKR	52	Andrew BROWN	Aprilia - Freeway Lift Services	1:35.508	9.132	79.156	3	3
15	SBKR	24	Craig SHIRLAW	Kawasaki 600 - Shirlaws Motorcycles	1:35.535	9.159	79.133	3	3
16	SBKR	9	Sandor BITTER	Kawasaki - KMR / BA Components	1:36.067	9.691	78.695	4	4
17	SBKR	44	Glenn WALKER	Kawasaki 600 - Henderson Racing	1:36.459	10.083	78.375	4	4
18	SBKR	49	William COWDEN	Suzuki 750 - PRF Racing	1:36.826	10.450	78.078	4	4
19	SBKR	8	Anthony McCOLGAN	Suzuki	1:37.588	11.212	77.469	4	4

These Results are provisional and are subject to ratification by the Stewards of the Meeting.

Track	Orritor	Signed		Organising Club	Cookstown & District MCC
Length(miles)	2.1000		Chief Timekeeper	Qualifying Started	18:55:43.100
Weather	Cloudy, 16°C, 61% RH	Issued At:	19:03:29		
Track	Dry, 19°C				



MCUI
Ulster Centre
Timing
www.elaps-timing.com



Powered by
e-Laps II
© 2008
Walter Marks



SUPERBIKE

Group A Qualifying

Friday, 29 April 2011

DETAILED RESULT

Qualifying Classification

Position

1 **3 Michael DUNLOP**

Behind

Best Time **1:26.376** Best Speed **87.524** On **3** Gp **a**

Lap	Elapsed Time	Lap Time	Lap Speed
1	2:24.353	2:24.353	52.372
2	3:54.796	1:30.443	83.589
3	5:21.172	1:26.376	87.524
4	6:51.202	1:30.030	83.972

2 **36 Michael PEARSON**

Behind **0.197**

Best Time **1:26.573** Best Speed **87.325** On **4** Gp **a**

Lap	Elapsed Time	Lap Time	Lap Speed
1	1:30.956	1:30.956	83.117
2	2:58.099	1:27.143	86.754
3	4:25.026	1:26.927	86.970
4	5:51.599	1:26.573	87.325
5	7:28.525	1:36.926	77.998

3 **7 Guy MARTIN**

Behind **0.641**

Best Time **1:27.017** Best Speed **86.880** On **4** Gp **a**

Lap	Elapsed Time	Lap Time	Lap Speed
1	1:29.010	1:29.010	84.934
2	2:56.227	1:27.217	86.680
3	4:23.320	1:27.093	86.804
4	5:50.337	1:27.017	86.880
5	7:27.249	1:36.912	78.009

4 **6 William DUNLOP**

Behind **1.328**

Best Time **1:27.704** Best Speed **86.199** On **4** Gp **a**

Lap	Elapsed Time	Lap Time	Lap Speed
1	2:19.098	2:19.098	54.350
2	3:48.130	1:29.032	84.913
3	5:21.727	1:33.597	80.772
4	6:49.431	1:27.704	86.199

5 **13 Adrian ARCHIBALD**

Behind **1.618**

Best Time **1:27.994** Best Speed **85.915** On **4** Gp **a**

Lap	Elapsed Time	Lap Time	Lap Speed
1	1:46.015	1:46.015	71.311
2	3:16.215	1:30.200	83.814
3	4:45.015	1:28.800	85.135
4	6:13.009	1:27.994	85.915

Qualifying Classification

Position

6 **16 John BURROWS**

Behind **2.517**

Best Time **1:28.893** Best Speed **85.046** On **3** Gp **a**

Lap	Elapsed Time	Lap Time	Lap Speed
1	1:31.752	1:31.752	82.396
2	3:01.143	1:29.391	84.572
3	4:30.036	1:28.893	85.046
4	5:59.339	1:29.303	84.656

7 **38 Gary ROBINSON**

Behind **3.719**

Best Time **1:30.095** Best Speed **83.911** On **4** Gp **a**

Lap	Elapsed Time	Lap Time	Lap Speed
1	1:30.882	1:30.882	83.185
2	3:02.792	1:31.910	82.254
3	4:33.358	1:30.566	83.475
4	6:03.453	1:30.095	83.911

8 **31 Shaun ANDERSON**

Behind **4.001**

Best Time **1:30.377** Best Speed **83.650** On **4** Gp **a**

Lap	Elapsed Time	Lap Time	Lap Speed
1	2:27.249	2:27.249	51.342
2	3:59.552	1:32.303	81.904
3	5:31.028	1:31.476	82.645
4	7:01.405	1:30.377	83.650

9 **23 Michal DOKOUPIL**

Behind **4.346**

Best Time **1:30.722** Best Speed **83.331** On **4** Gp **a**

Lap	Elapsed Time	Lap Time	Lap Speed
1	2:20.528	2:20.528	53.797
2	3:54.607	1:34.079	80.358
3	5:27.757	1:33.150	81.159
4	6:58.479	1:30.722	83.331

10 **25 Ivan SHANLEY**

Behind **5.793**

Best Time **1:32.169** Best Speed **82.023** On **4** Gp **a**

Lap	Elapsed Time	Lap Time	Lap Speed
1	1:47.706	1:47.706	70.191
2	3:21.282	1:33.576	80.790
3	4:54.291	1:33.009	81.282
4	6:26.460	1:32.169	82.023





SUPERBIKE

Group A Qualifying

Friday, 29 April 2011

DETAILED RESULT

Qualifying Classification

Position

11 30 Wayne KENNEDY

Behind 7.828

Best Time 1:34.204 Best Speed 80.251 On 3 Gp a

Lap	Elapsed Time	Lap Time	Lap Speed
1	1:58.798	1:58.798	63.637
2	3:35.281	1:36.483	78.356
3	5:09.485	1:34.204	80.251
4	6:45.053	1:35.568	79.106

12 20 David LUMSDEN

Behind 7.870

Best Time 1:34.246 Best Speed 80.216 On 3 Gp a

Lap	Elapsed Time	Lap Time	Lap Speed
1	1:59.373	1:59.373	63.331
2	3:36.609	1:37.236	77.749
3	5:10.855	1:34.246	80.216
4	6:46.313	1:35.458	79.197

13 26 Dennis BOOTH

Behind 7.874

Best Time 1:34.250 Best Speed 80.212 On 3 Gp a

Lap	Elapsed Time	Lap Time	Lap Speed
1	2:49.399	2:49.399	44.628
2	4:24.924	1:35.525	79.142
3	5:59.174	1:34.250	80.212

14 52 Andrew BROWN

Behind 9.132

Best Time 1:35.508 Best Speed 79.156 On 3 Gp a

Lap	Elapsed Time	Lap Time	Lap Speed
1	2:39.204	2:39.204	47.486
2	4:16.025	1:36.821	78.082
3	5:51.533	1:35.508	79.156

15 24 Craig SHIRLAW

Behind 9.159

Best Time 1:35.535 Best Speed 79.133 On 3 Gp a

Lap	Elapsed Time	Lap Time	Lap Speed
1	2:52.703	2:52.703	43.775
2	4:28.440	1:35.737	78.966
3	6:03.975	1:35.535	79.133

Qualifying Classification

Position

16 9 Sandor BITTER

Behind 9.691

Best Time 1:36.067 Best Speed 78.695 On 4 Gp a

Lap	Elapsed Time	Lap Time	Lap Speed
1	1:50.610	1:50.610	68.348
2	3:30.361	1:39.751	75.789
3	5:08.744	1:38.383	76.843
4	6:44.811	1:36.067	78.695

17 44 Glenn WALKER

Behind 10.083

Best Time 1:36.459 Best Speed 78.375 On 4 Gp a

Lap	Elapsed Time	Lap Time	Lap Speed
1	1:53.920	1:53.920	66.362
2	3:31.521	1:37.601	77.458
3	5:08.942	1:37.421	77.601
4	6:45.401	1:36.459	78.375

18 49 William COWDEN

Behind 10.450

Best Time 1:36.826 Best Speed 78.078 On 4 Gp a

Lap	Elapsed Time	Lap Time	Lap Speed
1	1:54.394	1:54.394	66.087
2	3:32.369	1:37.975	77.163
3	5:09.370	1:37.001	77.937
4	6:46.196	1:36.826	78.078

19 8 Anthony McCOLGAN

Behind 11.212

Best Time 1:37.588 Best Speed 77.469 On 4 Gp a

Lap	Elapsed Time	Lap Time	Lap Speed
1	1:58.070	1:58.070	64.030
2	3:38.243	1:40.173	75.469
3	5:16.220	1:37.977	77.161
4	6:53.808	1:37.588	77.469



SUPERBIKE


Group B Qualifying

Friday, 29 April 2011

Pos	Class	No	Name	Machine / Sponsor	----- Best Lap -----			On	Laps
					Time	Behind	Speed		
1	SBKR	77	Ryan FARQUHAR	Kawasaki - KMR / BA Components	1:25.552		88.367	4	5
2	SBKR	82	Derek SHEILS	Honda - Amigos	1:26.142	0.590	87.762	4	4
3	SBKR	86	Cameron DONALD	Honda - Wilson Craig Racing	1:26.556	1.004	87.342	4	5
4	SBKR	71	Davy MORGAN	Suzuki - Strangford Holiday Park	1:29.643	4.091	84.335	4	4
5	SBKR	123	Andrew BRADY	Suzuki	1:29.952	4.400	84.045	4	4
6	SBKR	128	Wayne HAMILTON	Yamaha 600 - Track Day Tools	1:30.130	4.578	83.879	4	4
7	SBKR	101	Brian McCORMACK	Honda - TAG Racing	1:30.534	4.982	83.505	4	4
8	SBKR	65	Michael SWEENEY	Honda - Tracblast / Greenclean	1:30.674	5.122	83.376	4	4
9	SBKR	64	Stephen McKNIGHT	Yamaha	1:30.975	5.423	83.100	3	4
10	SBKR	96	Andy FARRELL	Yamaha - Farrelly Racing	1:31.476	5.924	82.645	4	4
11	SBKR	99	Andrew COURTNEY	Yamaha - Team Hardship Racing	1:31.542	5.990	82.585	4	4
12	SBKR	150	William DAVISON	Honda 600 - Hill Contracts	1:31.592	6.040	82.540	4	4
13	SBKR	117	Gary MILLER	Suzuki 750	1:34.686	9.134	79.843	2	4
14	SBKR	93	Paul CRANSTON	Honda - Loughrin Racing	1:35.183	9.631	79.426	4	4
15	SBKR	104	Daley MATHISON	Honda	1:35.803	10.251	78.912	3	4
16	SBKR	73	Derek COSTELLO	Yamaha 600	1:36.051	10.499	78.708	4	4
17	SBKR	54	Corran SMYTH	Suzuki - Crazy Cat Customs	1:37.948	12.396	77.184	2	4
18	SBKR	12	Alan JACKSON	Moriwaki MD 600 - W A Corless / Jackson Racing	1:43.263	17.711	73.211	4	4
19	SBKR	57	Adrian LOGUE	Suzuki 750	1:44.550	18.998	72.310	3	4
20	SBKR	42	Dylan SCOTT	Yamaha 600	1:48.194	22.642	69.874	3	3

Qualifying Classification

These Results are provisional and are subject to ratification by the Stewards of the Meeting.

Track	Orritor	Signed		Organising Club	Cookstown & District MCC
Length(miles)	2.1000		Chief Timekeeper	Qualifying Started	19:05:30.903
Weather	Sunny	Issued At:	19:14:19		
Track	Dry				



MCUI
Ulster Centre
Timing
www.elaps-timing.com



Powered by
e-Laps II
© 2008
Walter Marks



SUPERBIKE

Group B Qualifying

Friday, 29 April 2011

DETAILED RESULT

Qualifying Classification

Position

1 77 Ryan FARQUHAR

Behind

Best Time **1:25.552** Best Speed **88.367** On **4** Gp **a**

Lap	Elapsed Time	Lap Time	Lap Speed
1	1:38.710	1:38.710	76.588
2	3:05.347	1:26.637	87.261
3	4:32.559	1:27.212	86.685
4	5:58.111	1:25.552	88.367
5	7:39.294	1:41.183	74.716

2 82 Derek SHEILS

Behind **0.590**

Best Time **1:26.142** Best Speed **87.762** On **4** Gp **a**

Lap	Elapsed Time	Lap Time	Lap Speed
1	1:50.350	1:50.350	68.509
2	3:18.389	1:28.039	85.871
3	4:44.599	1:26.210	87.693
4	6:10.741	1:26.142	87.762

3 86 Cameron DONALD

Behind **1.004**

Best Time **1:26.556** Best Speed **87.342** On **4** Gp **a**

Lap	Elapsed Time	Lap Time	Lap Speed
1	1:38.440	1:38.440	76.798
2	3:07.545	1:29.105	84.844
3	4:47.425	1:39.880	75.691
4	6:13.981	1:26.556	87.342
5	8:05.109	1:51.128	68.030

4 71 Davy MORGAN

Behind **4.091**

Best Time **1:29.643** Best Speed **84.335** On **4** Gp **a**

Lap	Elapsed Time	Lap Time	Lap Speed
1	2:24.220	2:24.220	52.420
2	3:56.914	1:32.694	81.559
3	5:27.483	1:30.569	83.472
4	6:57.126	1:29.643	84.335

5 123 Andrew BRADY

Behind **4.400**

Best Time **1:29.952** Best Speed **84.045** On **4** Gp **a**

Lap	Elapsed Time	Lap Time	Lap Speed
1	1:56.539	1:56.539	64.871
2	3:28.247	1:31.708	82.436
3	4:58.538	1:30.291	83.729
4	6:28.490	1:29.952	84.045

Qualifying Classification

Position

6 128 Wayne HAMILTON

Behind **4.578**

Best Time **1:30.130** Best Speed **83.879** On **4** Gp **a**

Lap	Elapsed Time	Lap Time	Lap Speed
1	2:27.325	2:27.325	51.315
2	3:59.974	1:32.649	81.598
3	5:32.998	1:33.024	81.269
4	7:03.128	1:30.130	83.879

7 101 Brian McCORMACK

Behind **4.982**

Best Time **1:30.534** Best Speed **83.505** On **4** Gp **a**

Lap	Elapsed Time	Lap Time	Lap Speed
1	1:50.222	1:50.222	68.589
2	3:23.170	1:32.948	81.336
3	4:55.436	1:32.266	81.937
4	6:25.970	1:30.534	83.505

8 65 Michael SWEENEY

Behind **5.122**

Best Time **1:30.674** Best Speed **83.376** On **4** Gp **a**

Lap	Elapsed Time	Lap Time	Lap Speed
1	1:53.256	1:53.256	66.751
2	3:24.052	1:30.796	83.264
3	4:55.709	1:31.657	82.481
4	6:26.383	1:30.674	83.376

9 64 Stephen McKNIGHT

Behind **5.423**

Best Time **1:30.975** Best Speed **83.100** On **3** Gp **a**

Lap	Elapsed Time	Lap Time	Lap Speed
1	2:15.790	2:15.790	55.674
2	3:48.417	1:32.627	81.618
3	5:19.392	1:30.975	83.100
4	6:51.428	1:32.036	82.142

10 96 Andy FARRELL

Behind **5.924**

Best Time **1:31.476** Best Speed **82.645** On **4** Gp **a**

Lap	Elapsed Time	Lap Time	Lap Speed
1	2:08.886	2:08.886	58.656
2	3:41.054	1:32.168	82.024
3	5:13.671	1:32.617	81.626
4	6:45.147	1:31.476	82.645





SUPERBIKE

Group B Qualifying

Friday, 29 April 2011

DETAILED RESULT

Qualifying Classification

Position

11 99 Andrew COURTNEY

Behind 5.990

Best Time 1:31.542 Best Speed 82.585 On 4 Gp a

Lap	Elapsed Time	Lap Time	Lap Speed
1	1:50.761	1:50.761	68.255
2	3:23.562	1:32.801	81.465
3	4:56.250	1:32.688	81.564
4	6:27.792	1:31.542	82.585

12 150 William DAVISON

Behind 6.040

Best Time 1:31.592 Best Speed 82.540 On 4 Gp a

Lap	Elapsed Time	Lap Time	Lap Speed
1	2:06.483	2:06.483	59.771
2	3:40.310	1:33.827	80.574
3	5:12.977	1:32.667	81.582
4	6:44.569	1:31.592	82.540

13 117 Gary MILLER

Behind 9.134

Best Time 1:34.686 Best Speed 79.843 On 2 Gp a

Lap	Elapsed Time	Lap Time	Lap Speed
1	2:10.962	2:10.962	57.727
2	3:45.648	1:34.686	79.843
3	5:20.824	1:35.176	79.432
4	6:56.801	1:35.977	78.769

14 93 Paul CRANSTON

Behind 9.631

Best Time 1:35.183 Best Speed 79.426 On 4 Gp a

Lap	Elapsed Time	Lap Time	Lap Speed
1	2:19.547	2:19.547	54.175
2	3:56.098	1:36.551	78.301
3	5:32.907	1:36.809	78.092
4	7:08.090	1:35.183	79.426

15 104 Daley MATHISON

Behind 10.251

Best Time 1:35.803 Best Speed 78.912 On 3 Gp a

Lap	Elapsed Time	Lap Time	Lap Speed
1	2:32.796	2:32.796	49.478
2	4:12.786	1:39.990	75.608
3	5:48.589	1:35.803	78.912
4	7:25.758	1:37.169	77.803

Qualifying Classification

Position

16 73 Derek COSTELLO

Behind 10.499

Best Time 1:36.051 Best Speed 78.708 On 4 Gp a

Lap	Elapsed Time	Lap Time	Lap Speed
1	2:02.851	2:02.851	61.538
2	3:39.296	1:36.445	78.387
3	5:16.970	1:37.674	77.400
4	6:53.021	1:36.051	78.708

17 54 Corran SMYTH

Behind 12.396

Best Time 1:37.948 Best Speed 77.184 On 2 Gp a

Lap	Elapsed Time	Lap Time	Lap Speed
1	2:27.967	2:27.967	51.092
2	4:05.915	1:37.948	77.184
3	5:46.434	1:40.519	75.210
4	7:25.307	1:38.873	76.462

18 12 Alan JACKSON

Behind 17.711

Best Time 1:43.263 Best Speed 73.211 On 4 Gp a

Lap	Elapsed Time	Lap Time	Lap Speed
1	2:12.451	2:12.451	57.078
2	3:56.650	1:44.199	72.553
3	5:41.885	1:45.235	71.839
4	7:25.148	1:43.263	73.211

19 57 Adrian LOGUE

Behind 18.998

Best Time 1:44.550 Best Speed 72.310 On 3 Gp a

Lap	Elapsed Time	Lap Time	Lap Speed
1	2:27.249	2:27.249	51.342
2	4:13.443	1:46.194	71.190
3	5:57.993	1:44.550	72.310
4	8:00.743	2:02.750	61.589

20 42 Dylan SCOTT

Behind 22.642

Best Time 1:48.194 Best Speed 69.874 On 3 Gp a

Lap	Elapsed Time	Lap Time	Lap Speed
1	2:45.434	2:45.434	45.698
2	4:36.794	1:51.360	67.888
3	6:24.988	1:48.194	69.874


THE ROYAL HOTEL & BRAESIDE COOKSTOWN 100

SUPERBIKE
Superbike Combined
Friday, 29 April 2011



Pos	Class	No	Name	-----Best Time / Qual Laps-----		Overall Best Time / Speed / Total Qual Laps
				Session A	Session B	
Qualifying Classification						
1	SBKR	77	Ryan FARQUHAR	-----	1:25.552	1:25.552 88.367
2	SBKR	82	Derek SHEILS	-----	1:26.142	1:26.142 87.762
3	SBKR	3	Michael DUNLOP	1:26.376	-----	1:26.376 87.524
4	SBKR	86	Cameron DONALD	-----	1:26.556	1:26.556 87.342
5	SBKR	36	Michael PEARSON	1:26.573	-----	1:26.573 87.325
6	SBKR	7	Guy MARTIN	1:27.017	-----	1:27.017 86.880
7	SBKR	6	William DUNLOP	1:27.704	-----	1:27.704 86.199
8	SBKR	13	Adrian ARCHIBALD	1:27.994	-----	1:27.994 85.915
9	SBKR	16	John BURROWS	1:28.893	-----	1:28.893 85.046
10	SBKR	71	Davy MORGAN	-----	1:29.643	1:29.643 84.335
11	SBKR	123	Andrew BRADY	-----	1:29.952	1:29.952 84.045
12	SBKR	38	Gary ROBINSON	1:30.095	-----	1:30.095 83.911
13	SBKR	128	Wayne HAMILTON	-----	1:30.130	1:30.130 83.879
14	SBKR	31	Shaun ANDERSON	1:30.377	-----	1:30.377 83.650
15	SBKR	101	Brian McCORMACK	-----	1:30.534	1:30.534 83.505
16	SBKR	65	Michael SWEENEY	-----	1:30.674	1:30.674 83.376
17	SBKR	23	Michal DOKOUPIL	1:30.722	-----	1:30.722 83.331
18	SBKR	64	Stephen McKNIGHT	-----	1:30.975	1:30.975 83.100
19	SBKR	96	Andy FARRELL	-----	1:31.476	1:31.476 82.645
20	SBKR	99	Andrew COURTNEY	-----	1:31.542	1:31.542 82.585
21	SBKR	150	William DAVISON	-----	1:31.592	1:31.592 82.540
22	SBKR	25	Ivan SHANLEY	1:32.169	-----	1:32.169 82.023
23	SBKR	30	Wayne KENNEDY	1:34.204	-----	1:34.204 80.251
24	SBKR	20	David LUMSDEN	1:34.246	-----	1:34.246 80.216
25	SBKR	26	Dennis BOOTH	1:34.250	-----	1:34.250 80.212
26	SBKR	117	Gary MILLER	-----	1:34.686	1:34.686 79.843
27	SBKR	93	Paul CRANSTON	-----	1:35.183	1:35.183 79.426
28	SBKR	52	Andrew BROWN	1:35.508	-----	1:35.508 79.156
29	SBKR	24	Craig SHIRLAW	1:35.535	-----	1:35.535 79.133
30	SBKR	104	Daley MATHISON	-----	1:35.803	1:35.803 78.912
31	SBKR	73	Derek COSTELLO	-----	1:36.051	1:36.051 78.708
32	SBKR	9	Sandor BITTER	1:36.067	-----	1:36.067 78.695
33	SBKR	44	Glenn WALKER	1:36.459	-----	1:36.459 78.375
34	SBKR	49	William COWDEN	1:36.826	-----	1:36.826 78.078
35	SBKR	8	Anthony McCOLGAN	1:37.588	-----	1:37.588 77.469
36	SBKR	54	Corran SMYTH	-----	1:37.948	1:37.948 77.184
37	SBKR	12	Alan JACKSON	-----	1:43.263	1:43.263 73.211
38	SBKR	57	Adrian LOGUE	-----	1:44.550	1:44.550 72.310
39	SBKR	42	Dylan SCOTT	-----	1:48.194	1:48.194 69.874

These Results are provisional and are subject to ratification by the Stewards of the Meeting.

Track	Orritor	Signed	Organising Club	Cookstown & District MCC
Length(miles)	2.1000	 Chief Timekeeper		
Weather	Sunny	Issued At:		
Track	Dry			



ROYAL HOTEL & BRAESIDE COOKSTOWN 100

SUPERBIKE

Orritor 2.100 Miles

R5: BA Components Open Race A

30/04/2011 11:30

Race (10 Laps)

Race 5 - OPEN A

11	25	30	
10	31	32	150
9	96	99	30
	28	29	64
	65	23	27
	25	26	
8		23	24
	22		
7	101		
	19	20	21
6	123	38	31
	16	17	18
5	13	16	71
	13	14	15
4			
	10	11	12
3	6		
	7	8	9
2	86	36	7
	4	5	6
1	77	82	3
	1	2	3

POLE POSITION



Provisional result subject to confirmation by the Stewards of the Meeting

Orbits

Promoted by Cookstown & District MCC

www.amb-it.com

MCUI (Ulster Centre) Timing

www.mylaps.com

www.elaps-timing.com

Licensed to: MCUI

ROYAL HOTEL & BRAESIDE COOKSTOWN 100

SUPERBIKE

Orritor 2.100 Miles

R13: Royal Hotel & Braeside Cookstown 100 Open Race A

30/04/2011 14:10

Race (10 Laps)

Race 13 - COOKSTOWN 100 A

11	25	30	
10	31	32	99
9	64	96	30
	28	29	23
	101	65	27
	25	26	
8		23	24
7	22		
6	31	20	21
5	19	38	128
	123	17	18
	16	16	71
	13	14	15
4		11	12
3	10		
2	6	8	9
1	7	36	7
	86	5	6
	4	82	3
	77	2	3
	POLE POSITION 1		



Provisional result subject to confirmation by the Stewards of the Meeting

Orbits

Promoted by Cookstown & District MCC

www.amb-it.com

MCUI (Ulster Centre) Timing

www.mylaps.com

www.elaps-timing.com

Licensed to: MCUI

THE ROYAL HOTEL & BRAESIDE COOKSTOWN 100

SUPERBIKE

Race 5 - BA Components Open A

Saturday, 30 April 2011




Pos	Class	No	Name	Machine / Sponsor	Gp	Laps	Total Time	Behind	Speed	-----Best Lap-----		
										Time	Speed	On
Race Classification												
1	SBKR	77	Ryan FARQUHAR	Kawasaki - KMR / BA Components	a	6	8:30.195		88.907	1:23.848	90.163	3
2	SBKR	86	Cameron DONALD	Honda - Wilson Craig Racing	a	6	8:30.753	0.558	88.810	1:23.731	90.289	3
3	SBKR	7	Guy MARTIN	Suzuki - Relentless Suzuki by TAS	a	6	8:31.173	0.978	88.737	1:23.731	90.289	3
4	SBKR	3	Michael DUNLOP	Kawasaki - Street Sweep	a	6	8:31.477	1.282	88.684	1:23.456	90.587	4
5	SBKR	82	Derek SHEILS	Honda - Amigos	a	6	8:38.069	7.874	87.556	1:24.999	88.942	3
6	SBKR	6	William DUNLOP	Honda - Wilson Craig Racing	a	6	8:44.406	14.211	86.498	1:26.006	87.901	4
7	SBKR	16	John BURROWS	Suzuki - BE Racing / Cookstown	b	6	8:56.869	26.674	84.490	1:27.595	86.306	2
8	SBKR	13	Adrian ARCHIBALD	BMW - AMA Racing	b	6	8:57.333	27.138	84.417	1:27.816	86.089	4
9	SBKR	71	Davy MORGAN	Suzuki - Strangford Holiday Park	b	6	8:57.559	27.364	84.381	1:28.380	85.540	3
10	SBKR	99	Andrew COURTNEY	Yamaha - Team Hardship Racing	c	6	9:02.556	32.361	83.604	1:29.257	84.699	2
11	SBKR	31	Shaun ANDERSON	Suzuki - ARD	b	6	9:03.973	33.778	83.386	1:29.159	84.792	2
12	SBKR	64	Stephen McKNIGHT	Yamaha	c	6	9:04.453	34.258	83.313	1:29.190	84.763	3
13	SBKR	123	Andrew BRADY	Suzuki	b	6	9:07.258	37.063	82.886	1:29.156	84.795	5
14	SBKR	38	Gary ROBINSON	Yamaha 600 - Robinson Electrical	b	6	9:07.551	37.356	82.842	1:29.268	84.689	4
15	SBKR	96	Andy FARRELL	Yamaha - Farrelly Racing	c	6	9:08.802	38.607	82.653	1:29.789	84.197	4
16	SBKR	150	William DAVISON	Honda 600 - Hill Contracts	c	6	9:09.715	39.520	82.515	1:29.709	84.272	4
17	SBKR	25	Ivan SHANLEY	Yamaha 600 - Ty-Rock	c	6	9:15.987	45.792	81.585	1:30.399	83.629	6
18	SBKR	101	Brian McCORMACK	Honda - TAG Racing	b	6	9:22.531	52.336	80.636	1:31.085	82.999	2

Fastest Lap

SBKR	3	Michael DUNLOP	Kawasaki - Street Sweep	a						1:23.456	90.587	4
------	---	----------------	-------------------------	---	--	--	--	--	--	----------	--------	---

These Results are provisional and are subject to ratification by the Stewards of the Meeting.

Track	Orritor	Signed		Organising Club	Cookstown & District MCC
Length(miles)	2.1000		Chief Timekeeper	Warmup Started	
Weather	Sunny, 22°C, 38%RH			Race Started	13:34:53.331
Track	Dry, 24°C	Issued At:	13:45:07	Gp Time Diff - b	10.6 / c 22.26



SUPERBIKE

Race 5 - BA Components Open A

Saturday, 30 April 2011

DETAILED RESULT

Race Classification

1 **77 Ryan FARQUHAR**

Total Time **8:30.195** Avg Speed **88.907** Behind
 Best Time **1:23.848** Best Speed **90.163** On **3** Gp **a**

Lap	Elapsed Time	Lap Time	Lap Speed
1	1:29.256	1:29.256	84.700
2	2:53.869	1:24.613	89.348
3	4:17.717	1:23.848	90.163
4	5:41.652	1:23.935	90.070
5	7:06.255	1:24.603	89.359
6	8:30.195	1:23.940	90.064

2 **86 Cameron DONALD**

Total Time **8:30.753** Avg Speed **88.810** Behind **0.558**
 Best Time **1:23.731** Best Speed **90.289** On **3** Gp **a**

Lap	Elapsed Time	Lap Time	Lap Speed
1	1:29.914	1:29.914	84.080
2	2:54.341	1:24.427	89.545
3	4:18.072	1:23.731	90.289
4	5:41.900	1:23.828	90.185
5	7:06.492	1:24.592	89.370
6	8:30.753	1:24.261	89.721

3 **7 Guy MARTIN**

Total Time **8:31.173** Avg Speed **88.737** Behind **0.978**
 Best Time **1:23.731** Best Speed **90.289** On **3** Gp **a**

Lap	Elapsed Time	Lap Time	Lap Speed
1	1:30.271	1:30.271	83.748
2	2:54.722	1:24.451	89.519
3	4:18.453	1:23.731	90.289
4	5:42.221	1:23.768	90.249
5	7:06.873	1:24.652	89.307
6	8:31.173	1:24.300	89.680

4 **3 Michael DUNLOP**

Total Time **8:31.477** Avg Speed **88.684** Behind **1.282**
 Best Time **1:23.456** Best Speed **90.587** On **4** Gp **a**

Lap	Elapsed Time	Lap Time	Lap Speed
1	1:31.042	1:31.042	83.039
2	2:55.778	1:24.736	89.218
3	4:19.376	1:23.598	90.433
4	5:42.832	1:23.456	90.587
5	7:07.178	1:24.346	89.631
6	8:31.477	1:24.299	89.681

Race Classification

5 **82 Derek SHEILS**

Total Time **8:38.069** Avg Speed **87.556** Behind **7.874**
 Best Time **1:24.999** Best Speed **88.942** On **3** Gp **a**

Lap	Elapsed Time	Lap Time	Lap Speed
1	1:30.840	1:30.840	83.223
2	2:56.348	1:25.508	88.413
3	4:21.347	1:24.999	88.942
4	5:46.585	1:25.238	88.693
5	7:12.452	1:25.867	88.043
6	8:38.069	1:25.617	88.300

6 **6 William DUNLOP**

Total Time **8:44.406** Avg Speed **86.498** Behind **14.211**
 Best Time **1:26.006** Best Speed **87.901** On **4** Gp **a**

Lap	Elapsed Time	Lap Time	Lap Speed
1	1:32.390	1:32.390	81.827
2	2:58.619	1:26.229	87.674
3	4:25.018	1:26.399	87.501
4	5:51.024	1:26.006	87.901
5	7:17.710	1:26.686	87.211
6	8:44.406	1:26.696	87.201

7 **16 John BURROWS**

Total Time **8:56.869** Avg Speed **84.490** Behind **26.674**
 Best Time **1:27.595** Best Speed **86.306** On **2** Gp **b**

Lap	Elapsed Time	Lap Time	Lap Speed
1	1:33.694	1:33.694	80.688
2	3:01.289	1:27.595	86.306
3	4:29.628	1:28.339	85.579
4	5:58.050	1:28.422	85.499
5	7:28.082	1:30.032	83.970
6	8:56.869	1:28.787	85.148

8 **13 Adrian ARCHIBALD**

Total Time **8:57.333** Avg Speed **84.417** Behind **27.138**
 Best Time **1:27.816** Best Speed **86.089** On **4** Gp **b**

Lap	Elapsed Time	Lap Time	Lap Speed
1	1:32.884	1:32.884	81.392
2	3:00.898	1:28.014	85.895
3	4:30.472	1:29.574	84.399
4	5:58.288	1:27.816	86.089
5	7:28.352	1:30.064	83.940
6	8:57.333	1:28.981	84.962





SUPERBIKE

Race 5 - BA Components Open A

Saturday, 30 April 2011

DETAILED RESULT

Race Classification

9 **71 Davy MORGAN**
 Total Time **8:57.559** Avg Speed **84.381** Behind **27.364**
 Best Time **1:28.380** Best Speed **85.540** On **3** Gp **b**

Lap	Elapsed Time	Lap Time	Lap Speed
1	1:34.646	1:34.646	79.877
2	3:03.172	1:28.526	85.399
3	4:31.552	1:28.380	85.540
4	6:00.150	1:28.598	85.329
5	7:28.757	1:28.607	85.321
6	8:57.559	1:28.802	85.133

10 **99 Andrew COURTNEY**
 Total Time **9:02.556** Avg Speed **83.604** Behind **32.361**
 Best Time **1:29.257** Best Speed **84.699** On **2** Gp **c**

Lap	Elapsed Time	Lap Time	Lap Speed
1	1:35.099	1:35.099	79.496
2	3:04.356	1:29.257	84.699
3	4:33.706	1:29.350	84.611
4	6:03.374	1:29.668	84.311
5	7:32.901	1:29.527	84.444
6	9:02.556	1:29.655	84.323

11 **31 Shaun ANDERSON**
 Total Time **9:03.973** Avg Speed **83.386** Behind **33.778**
 Best Time **1:29.159** Best Speed **84.792** On **2** Gp **b**

Lap	Elapsed Time	Lap Time	Lap Speed
1	1:35.846	1:35.846	78.877
2	3:05.005	1:29.159	84.792
3	4:34.786	1:29.781	84.205
4	6:05.053	1:30.267	83.752
5	7:34.609	1:29.556	84.416
6	9:03.973	1:29.364	84.598

12 **64 Stephen McKNIGHT**
 Total Time **9:04.453** Avg Speed **83.313** Behind **34.258**
 Best Time **1:29.190** Best Speed **84.763** On **3** Gp **c**

Lap	Elapsed Time	Lap Time	Lap Speed
1	1:35.630	1:35.630	79.055
2	3:04.856	1:29.226	84.729
3	4:34.046	1:29.190	84.763
4	6:03.987	1:29.941	84.055
5	7:33.825	1:29.838	84.151
6	9:04.453	1:30.628	83.418

Race Classification

13 **123 Andrew BRADY**
 Total Time **9:07.258** Avg Speed **82.886** Behind **37.063**
 Best Time **1:29.156** Best Speed **84.795** On **5** Gp **b**

Lap	Elapsed Time	Lap Time	Lap Speed
1	1:37.050	1:37.050	77.898
2	3:08.148	1:31.098	82.988
3	4:38.233	1:30.085	83.921
4	6:07.808	1:29.575	84.399
5	7:36.964	1:29.156	84.795
6	9:07.258	1:30.294	83.726

14 **38 Gary ROBINSON**
 Total Time **9:07.551** Avg Speed **82.842** Behind **37.356**
 Best Time **1:29.268** Best Speed **84.689** On **4** Gp **b**

Lap	Elapsed Time	Lap Time	Lap Speed
1	1:37.568	1:37.568	77.484
2	3:08.419	1:30.851	83.213
3	4:38.869	1:30.450	83.582
4	6:08.137	1:29.268	84.689
5	7:37.652	1:29.515	84.455
6	9:07.551	1:29.899	84.094

15 **96 Andy FARRELL**
 Total Time **9:08.802** Avg Speed **82.653** Behind **38.607**
 Best Time **1:29.789** Best Speed **84.197** On **4** Gp **c**

Lap	Elapsed Time	Lap Time	Lap Speed
1	1:35.361	1:35.361	79.278
2	3:06.051	1:30.690	83.361
3	4:35.855	1:29.804	84.183
4	6:05.644	1:29.789	84.197
5	7:38.437	1:32.793	81.472
6	9:08.802	1:30.365	83.661

16 **150 William DAVISON**
 Total Time **9:09.715** Avg Speed **82.515** Behind **39.520**
 Best Time **1:29.709** Best Speed **84.272** On **4** Gp **c**

Lap	Elapsed Time	Lap Time	Lap Speed
1	1:35.934	1:35.934	78.804
2	3:06.262	1:30.328	83.695
3	4:36.093	1:29.831	84.158
4	6:05.802	1:29.709	84.272
5	7:38.123	1:32.321	81.888
6	9:09.715	1:31.592	82.540





SUPERBIKE

Race 5 - BA Components Open A

Saturday, 30 April 2011

DETAILED RESULT

Race Classification

17 25 Ivan SHANLEY

Total Time **9:15.987** Avg Speed **81.585** Behind **45.792**
 Best Time **1:30.399** Best Speed **83.629** On **6** Gp **c**

Lap	Elapsed Time	Lap Time	Lap Speed
1	1:37.933	1:37.933	77.196
2	3:10.831	1:32.898	81.380
3	4:41.952	1:31.121	82.967
4	6:12.775	1:30.823	83.239
5	7:45.588	1:32.813	81.454
6	9:15.987	1:30.399	83.629

18 101 Brian McCORMACK

Total Time **9:22.531** Avg Speed **80.636** Behind **52.336**
 Best Time **1:31.085** Best Speed **82.999** On **2** Gp **b**


Lap	Elapsed Time	Lap Time	Lap Speed
1	1:36.887	1:36.887	78.029
2	3:07.972	1:31.085	82.999
3	4:42.654	1:34.682	79.846
4	6:15.448	1:32.794	81.471
5	7:49.671	1:34.223	80.235
6	9:22.531	1:32.860	81.413

THE ROYAL HOTEL & BRAESIDE COOKSTOWN 100

SUPERBIKE

Race 5 - BA Components Open A

LAP CHART



1					3					5				
No	Name	G	Elapsed Time	Lap Time	No	Name	G	Elapsed Time	Lap Time	No	Name	G	Elapsed Time	Lap Time
77	Ryan FARQUHAR	a	1:29.256	1:29.256	77	Ryan FARQUHAR	a	4:17.717	1:23.848	77	Ryan FARQUHAR	a	7:06.255	1:24.603
86	Cameron DONALD	a	1:29.914	1:29.914	86	Cameron DONALD	a	4:18.072	1:23.731	86	Cameron DONALD	a	7:06.492	1:24.592
7	Guy MARTIN	a	1:30.271	1:30.271	7	Guy MARTIN	a	4:18.453	1:23.731	7	Guy MARTIN	a	7:06.873	1:24.652
82	Derek SHEILS	a	1:30.840	1:30.840	3	Michael DUNLOP	a	4:19.376	1:23.598	3	Michael DUNLOP	a	7:07.178	1:24.346
3	Michael DUNLOP	a	1:31.042	1:31.042	82	Derek SHEILS	a	4:21.347	1:24.999	82	Derek SHEILS	a	7:12.452	1:25.867
6	William DUNLOP	a	1:32.390	1:32.390	6	William DUNLOP	a	4:25.018	1:26.399	6	William DUNLOP	a	7:17.710	1:26.686
13	Adrian ARCHIBALD	b	1:32.884	1:32.884	16	John BURROWS	b	4:29.628	1:28.339	16	John BURROWS	b	7:28.082	1:30.032
16	John BURROWS	b	1:33.694	1:33.694	13	Adrian ARCHIBALD	b	4:30.472	1:29.574	13	Adrian ARCHIBALD	b	7:28.352	1:30.064
71	Davy MORGAN	b	1:34.646	1:34.646	71	Davy MORGAN	b	4:31.552	1:28.380	71	Davy MORGAN	b	7:28.757	1:28.607
99	Andrew COURTNEY	c	1:35.099	1:35.099	99	Andrew COURTNEY	c	4:33.706	1:29.350	99	Andrew COURTNEY	c	7:32.901	1:29.527
96	Andy FARRELL	c	1:35.361	1:35.361	64	Stephen McKNIGHT	c	4:34.046	1:29.190	64	Stephen McKNIGHT	c	7:33.825	1:29.838
64	Stephen McKNIGHT	c	1:35.630	1:35.630	31	Shaun ANDERSON	b	4:34.786	1:29.781	31	Shaun ANDERSON	b	7:34.609	1:29.556
31	Shaun ANDERSON	b	1:35.846	1:35.846	96	Andy FARRELL	c	4:35.855	1:29.804	123	Andrew BRADY	b	7:36.964	1:29.156
150	William DAVISON	c	1:35.934	1:35.934	150	William DAVISON	c	4:36.093	1:29.831	38	Gary ROBINSON	b	7:37.652	1:29.515
101	Brian McCORMACK	b	1:36.887	1:36.887	123	Andrew BRADY	b	4:38.233	1:30.085	150	William DAVISON	c	7:38.123	1:32.321
123	Andrew BRADY	b	1:37.050	1:37.050	38	Gary ROBINSON	b	4:38.869	1:30.450	96	Andy FARRELL	c	7:38.437	1:32.793
38	Gary ROBINSON	b	1:37.568	1:37.568	25	Ivan SHANLEY	c	4:41.952	1:31.121	25	Ivan SHANLEY	c	7:45.588	1:32.813
25	Ivan SHANLEY	c	1:37.933	1:37.933	101	Brian McCORMACK	b	4:42.654	1:34.682	101	Brian McCORMACK	b	7:49.671	1:34.223

2					4					6				
No	Name	G	Elapsed Time	Lap Time	No	Name	G	Elapsed Time	Lap Time	No	Name	G	Elapsed Time	Lap Time
77	Ryan FARQUHAR	a	2:53.869	1:24.613	77	Ryan FARQUHAR	a	5:41.652	1:23.935	77	Ryan FARQUHAR	a	8:30.195	1:23.940
86	Cameron DONALD	a	2:54.341	1:24.427	86	Cameron DONALD	a	5:41.900	1:23.828	86	Cameron DONALD	a	8:30.753	1:24.261
7	Guy MARTIN	a	2:54.722	1:24.451	7	Guy MARTIN	a	5:42.221	1:23.768	7	Guy MARTIN	a	8:31.173	1:24.300
3	Michael DUNLOP	a	2:55.778	1:24.736	3	Michael DUNLOP	a	5:42.832	1:23.456	3	Michael DUNLOP	a	8:31.477	1:24.299
82	Derek SHEILS	a	2:56.348	1:25.508	82	Derek SHEILS	a	5:46.585	1:25.238	82	Derek SHEILS	a	8:38.069	1:25.617
6	William DUNLOP	a	2:58.619	1:26.229	6	William DUNLOP	a	5:51.024	1:26.006	6	William DUNLOP	a	8:44.406	1:26.696
13	Adrian ARCHIBALD	b	3:00.898	1:28.014	16	John BURROWS	b	5:58.050	1:28.422	16	John BURROWS	b	8:56.869	1:28.787
16	John BURROWS	b	3:01.289	1:27.595	13	Adrian ARCHIBALD	b	5:58.288	1:27.816	13	Adrian ARCHIBALD	b	8:57.333	1:28.981
71	Davy MORGAN	b	3:03.172	1:28.526	71	Davy MORGAN	b	6:00.150	1:28.598	71	Davy MORGAN	b	8:57.559	1:28.802
99	Andrew COURTNEY	c	3:04.356	1:29.257	99	Andrew COURTNEY	c	6:03.374	1:29.668	99	Andrew COURTNEY	c	9:02.556	1:29.655
64	Stephen McKNIGHT	c	3:04.856	1:29.226	64	Stephen McKNIGHT	c	6:03.987	1:29.941	31	Shaun ANDERSON	b	9:03.973	1:29.364
31	Shaun ANDERSON	b	3:05.005	1:29.159	31	Shaun ANDERSON	b	6:05.053	1:30.267	64	Stephen McKNIGHT	c	9:04.453	1:30.628
96	Andy FARRELL	c	3:06.051	1:30.690	96	Andy FARRELL	c	6:05.644	1:29.789	123	Andrew BRADY	b	9:07.258	1:30.294
150	William DAVISON	c	3:06.262	1:30.328	150	William DAVISON	c	6:05.802	1:29.709	38	Gary ROBINSON	b	9:07.551	1:29.899
101	Brian McCORMACK	b	3:07.972	1:31.085	123	Andrew BRADY	b	6:07.808	1:29.575	96	Andy FARRELL	c	9:08.802	1:30.365
123	Andrew BRADY	b	3:08.148	1:31.098	38	Gary ROBINSON	b	6:08.137	1:29.268	150	William DAVISON	c	9:09.715	1:31.592
38	Gary ROBINSON	b	3:08.419	1:30.851	25	Ivan SHANLEY	c	6:12.775	1:30.823	25	Ivan SHANLEY	c	9:15.987	1:30.399
25	Ivan SHANLEY	c	3:10.831	1:32.898	101	Brian McCORMACK	b	6:15.448	1:32.794	101	Brian McCORMACK	b	9:22.531	1:32.860

THE ROYAL HOTEL & BRAESIDE COOKSTOWN 100

SUPERBIKE

Race 13 - Royal Hotel & Braeside Cookstown 100 A

Saturday, 30 April 2011



Pos	Class	No	Name	Machine / Sponsor	Gp	Laps	Total Time	Behind	Speed	-----Best Lap-----	
										Time	Speed

Race Classification

1	SBKR	77	Ryan FARQUHAR	Kawasaki - KMR / BA Components	a	8	11:19.292		89.034	1:23.601	90.430	7
2	SBKR	3	Michael DUNLOP	Kawasaki - Street Sweep	a	8	11:19.443	0.151	89.014	1:23.629	90.399	7
3	SBKR	7	Guy MARTIN	Suzuki - Relentless Suzuki by TAS	a	8	11:19.880	0.588	88.957	1:23.139	90.932	7
4	SBKR	86	Cameron DONALD	Honda - Wilson Craig Racing	a	8	11:20.598	1.306	88.863	1:23.386	90.663	6
5	SBKR	82	Derek SHEILS	Honda - Amigos	a	8	11:25.343	6.051	88.248	1:24.383	89.592	6
6	SBKR	6	William DUNLOP	Honda - Wilson Craig Racing	a	8	11:34.693	15.401	87.060	1:25.627	88.290	3
7	SBKR	36	Michael PEARSON	Yamaha 600	a	8	11:45.471	26.179	85.730	1:27.142	86.755	8
8	SBKR	13	Adrian ARCHIBALD	BMW - AMA Racing	b	8	11:47.538	28.246	85.480	1:26.315	87.586	5
9	SBKR	71	Davy MORGAN	Suzuki - Strangford Holiday Park	b	8	11:51.933	32.641	84.952	1:27.098	86.799	5
10	SBKR	16	John BURROWS	Suzuki - BE Racing / Cookstown	b	8	11:52.391	33.099	84.897	1:27.680	86.223	8
11	SBKR	31	Shaun ANDERSON	Suzuki - ARD	b	8	11:54.894	35.602	84.600	1:27.416	86.483	4
12	SBKR	99	Andrew COURTNEY	Honda - Team Hardship Racing	c	8	11:57.202	37.910	84.328	1:28.383	85.537	6
13	SBKR	96	Andy FARRELL	Yamaha - Farrelly Racing	c	8	11:59.776	40.484	84.026	1:28.003	85.906	5
14	SBKR	64	Stephen McKNIGHT	Yamaha	c	8	12:01.780	42.488	83.793	1:28.711	85.221	6
15	SBKR	101	Brian McCORMACK	Honda - TAG Racing	b	8	12:10.295	51.003	82.816	1:29.389	84.574	2
16	SBKR	123	Andrew BRADY	Suzuki	b	8	12:11.000	51.708	82.736	1:29.612	84.364	7


Fastest Lap / New Lap Record 90.932 mph (Previously 90.811 mph)

SBKR	7	Guy MARTIN	Suzuki - Relentless Suzuki by TAS	a						1:23.139	90.932	7
------	---	------------	-----------------------------------	---	--	--	--	--	--	----------	--------	---

Not Classified

DNF	SBKR	128	Wayne HAMILTON	Yamaha 600 - Track Day Tools	b	2	3:07.333	6 Laps	80.712	1:29.982	84.017	2
-----	------	-----	----------------	------------------------------	---	---	----------	--------	--------	----------	--------	---

These Results are provisional and are subject to ratification by the Stewards of the Meeting.

Track	Orritor	Signed		Organising Club	Cookstown & District MCC
Length(miles)	2.1000		Chief Timekeeper	Warmup Started	
Weather	Sunny, 21°C, 30%RH			Race Started	16:22:34.284
Track	Dry, 25°C	Issued At:	16:35:29	Gp Time Diff - b	12.38 / c 23.1



MCUI
Ulster Centre
Timing
www.elaps-timing.com



Powered by
e-Laps II
© 2008
Walter Marks
Page 1 / 1



SUPERBIKE

Race 13 - Royal Hotel & Braeside Cookstown 100 A

Saturday, 30 April 2011

DETAILED RESULT

Race Classification

1 77 Ryan FARQUHAR

Total Time **11:19.292** Avg Speed **89.034** Behind
 Best Time **1:23.601** Best Speed **90.430** On **7** Gp **a**

Lap	Elapsed Time	Lap Time	Lap Speed
1	1:30.190	1:30.190	83.823
2	2:54.713	1:24.523	89.443
3	4:19.328	1:24.615	89.346
4	5:44.144	1:24.816	89.134
5	7:08.239	1:24.095	89.898
6	8:32.014	1:23.775	90.242
7	9:55.615	1:23.601	90.430
8	11:19.292	1:23.677	90.347

2 3 Michael DUNLOP

Total Time **11:19.443** Avg Speed **89.014** Behind **0.151**
 Best Time **1:23.629** Best Speed **90.399** On **7** Gp **a**

Lap	Elapsed Time	Lap Time	Lap Speed
1	1:30.670	1:30.670	83.379
2	2:55.299	1:24.629	89.331
3	4:19.629	1:24.330	89.648
4	5:43.719	1:24.090	89.904
5	7:07.741	1:24.022	89.976
6	8:31.650	1:23.909	90.098
7	9:55.279	1:23.629	90.399
8	11:19.443	1:24.164	89.825

3 7 Guy MARTIN

Total Time **11:19.880** Avg Speed **88.957** Behind **0.588**
 Best Time **1:23.139** Best Speed **90.932** On **7** Gp **a**

Lap	Elapsed Time	Lap Time	Lap Speed
1	1:31.775	1:31.775	82.375
2	2:56.508	1:24.733	89.221
3	4:21.350	1:24.842	89.107
4	5:45.487	1:24.137	89.853
5	7:09.144	1:23.657	90.369
6	8:32.780	1:23.636	90.392
7	9:55.919	1:23.139	90.932
8	11:19.880	1:23.961	90.042

Race Classification

4 86 Cameron DONALD

Total Time **11:20.598** Avg Speed **88.863** Behind **1.306**
 Best Time **1:23.386** Best Speed **90.663** On **6** Gp **a**

Lap	Elapsed Time	Lap Time	Lap Speed
1	1:31.050	1:31.050	83.031
2	2:56.200	1:25.150	88.784
3	4:20.735	1:24.535	89.430
4	5:44.980	1:24.245	89.738
5	7:08.960	1:23.980	90.021
6	8:32.346	1:23.386	90.663
7	9:56.230	1:23.884	90.124
8	11:20.598	1:24.368	89.607

5 82 Derek SHEILS

Total Time **11:25.343** Avg Speed **88.248** Behind **6.051**
 Best Time **1:24.383** Best Speed **89.592** On **6** Gp **a**

Lap	Elapsed Time	Lap Time	Lap Speed
1	1:30.493	1:30.493	83.542
2	2:55.798	1:25.305	88.623
3	4:20.544	1:24.746	89.208
4	5:45.942	1:25.398	88.527
5	7:10.450	1:24.508	89.459
6	8:34.833	1:24.383	89.592
7	9:59.768	1:24.935	89.009
8	11:25.343	1:25.575	88.344

6 6 William DUNLOP

Total Time **11:34.693** Avg Speed **87.060** Behind **15.401**
 Best Time **1:25.627** Best Speed **88.290** On **3** Gp **a**

Lap	Elapsed Time	Lap Time	Lap Speed
1	1:32.244	1:32.244	81.957
2	2:57.873	1:25.629	88.288
3	4:23.500	1:25.627	88.290
4	5:50.063	1:26.563	87.335
5	7:16.096	1:26.033	87.873
6	8:42.493	1:26.397	87.503
7	10:08.338	1:25.845	88.066
8	11:34.693	1:26.355	87.546





SUPERBIKE

Race 13 - Royal Hotel & Braeside Cookstown 100 A

Saturday, 30 April 2011

DETAILED RESULT

Race Classification

7 **36 Michael PEARSON**

Total Time **11:45.471** Avg Speed **85.730** Behind **26.179**
 Best Time **1:27.142** Best Speed **86.755** On **8** Gp **a**

Lap	Elapsed Time	Lap Time	Lap Speed
1	1:32.767	1:32.767	81.494
2	2:59.989	1:27.222	86.675
3	4:28.184	1:28.195	85.719
4	5:55.700	1:27.516	86.384
5	7:23.171	1:27.471	86.429
6	8:51.021	1:27.850	86.056
7	10:18.329	1:27.308	86.590
8	11:45.471	1:27.142	86.755

8 **13 Adrian ARCHIBALD**

Total Time **11:47.538** Avg Speed **85.480** Behind **28.246**
 Best Time **1:26.315** Best Speed **87.586** On **5** Gp **b**

Lap	Elapsed Time	Lap Time	Lap Speed
1	1:35.557	1:35.557	79.115
2	3:03.760	1:28.203	85.711
3	4:31.994	1:28.234	85.681
4	5:58.905	1:26.911	86.986
5	7:25.220	1:26.315	87.586
6	8:52.118	1:26.898	86.999
7	10:19.291	1:27.173	86.724
8	11:47.538	1:28.247	85.669

9 **71 Davy MORGAN**

Total Time **11:51.933** Avg Speed **84.952** Behind **32.641**
 Best Time **1:27.098** Best Speed **86.799** On **5** Gp **b**

Lap	Elapsed Time	Lap Time	Lap Speed
1	1:34.773	1:34.773	79.770
2	3:03.418	1:28.645	85.284
3	4:32.783	1:29.365	84.597
4	6:01.456	1:28.673	85.257
5	7:28.554	1:27.098	86.799
6	8:56.400	1:27.846	86.060
7	10:24.323	1:27.923	85.984
8	11:51.933	1:27.610	86.292

Race Classification

10 **16 John BURROWS**

Total Time **11:52.391** Avg Speed **84.897** Behind **33.099**
 Best Time **1:27.680** Best Speed **86.223** On **8** Gp **b**

Lap	Elapsed Time	Lap Time	Lap Speed
1	1:34.075	1:34.075	80.361
2	3:03.072	1:28.997	84.947
3	4:31.844	1:28.772	85.162
4	6:00.236	1:28.392	85.528
5	7:28.224	1:27.988	85.921
6	8:56.837	1:28.613	85.315
7	10:24.711	1:27.874	86.032
8	11:52.391	1:27.680	86.223

11 **31 Shaun ANDERSON**

Total Time **11:54.894** Avg Speed **84.600** Behind **35.602**
 Best Time **1:27.416** Best Speed **86.483** On **4** Gp **b**

Lap	Elapsed Time	Lap Time	Lap Speed
1	1:37.712	1:37.712	77.370
2	3:06.931	1:29.219	84.735
3	4:35.927	1:28.996	84.948
4	6:03.343	1:27.416	86.483
5	7:31.703	1:28.360	85.559
6	8:59.444	1:27.741	86.163
7	10:27.263	1:27.819	86.086
8	11:54.894	1:27.631	86.271

12 **99 Andrew COURTNEY**

Total Time **11:57.202** Avg Speed **84.328** Behind **37.910**
 Best Time **1:28.383** Best Speed **85.537** On **6** Gp **c**

Lap	Elapsed Time	Lap Time	Lap Speed
1	1:35.604	1:35.604	79.076
2	3:05.054	1:29.450	84.516
3	4:33.864	1:28.810	85.126
4	6:02.456	1:28.592	85.335
5	7:31.093	1:28.637	85.292
6	8:59.476	1:28.383	85.537
7	10:28.762	1:29.286	84.672
8	11:57.202	1:28.440	85.482





SUPERBIKE

Race 13 - Royal Hotel & Braeside Cookstown 100 A

Saturday, 30 April 2011

DETAILED RESULT

Race Classification

13 96 Andy FARRELL

Total Time **11:59.776** Avg Speed **84.026** Behind **40.484**
 Best Time **1:28.003** Best Speed **85.906** On **5** Gp **c**

Lap	Elapsed Time	Lap Time	Lap Speed
1	1:35.022	1:35.022	79.561
2	3:05.954	1:30.932	83.139
3	4:35.103	1:29.149	84.802
4	6:04.237	1:29.134	84.816
5	7:32.240	1:28.003	85.906
6	9:00.680	1:28.440	85.482
7	10:29.142	1:28.462	85.460
8	11:59.776	1:30.634	83.412

14 64 Stephen McKNIGHT

Total Time **12:01.780** Avg Speed **83.793** Behind **42.488**
 Best Time **1:28.711** Best Speed **85.221** On **6** Gp **c**

Lap	Elapsed Time	Lap Time	Lap Speed
1	1:35.283	1:35.283	79.343
2	3:04.743	1:29.460	84.507
3	4:35.483	1:30.740	83.315
4	6:04.607	1:29.124	84.826
5	7:33.842	1:29.235	84.720
6	9:02.553	1:28.711	85.221
7	10:32.256	1:29.703	84.278
8	12:01.780	1:29.524	84.447

15 101 Brian McCORMACK

Total Time **12:10.295** Avg Speed **82.816** Behind **51.003**
 Best Time **1:29.389** Best Speed **84.574** On **2** Gp **b**

Lap	Elapsed Time	Lap Time	Lap Speed
1	1:36.613	1:36.613	78.250
2	3:06.002	1:29.389	84.574
3	4:35.813	1:29.811	84.177
4	6:07.107	1:31.294	82.809
5	7:38.221	1:31.114	82.973
6	9:08.830	1:30.609	83.435
7	10:39.180	1:30.350	83.675
8	12:10.295	1:31.115	82.972

Race Classification

16 123 Andrew BRADY

Total Time **12:11.000** Avg Speed **82.736** Behind **51.708**
 Best Time **1:29.612** Best Speed **84.364** On **7** Gp **b**

Lap	Elapsed Time	Lap Time	Lap Speed
1	1:37.173	1:37.173	77.799
2	3:08.504	1:31.331	82.776
3	4:39.094	1:30.590	83.453
4	6:09.641	1:30.547	83.493
5	7:39.968	1:30.327	83.696
6	9:09.762	1:29.794	84.193
7	10:39.374	1:29.612	84.364
8	12:11.000	1:31.626	82.509

Not Classified

DNF 128 Wayne HAMILTON

Total Time **3:07.333** Avg Speed **80.712** Behind **6 Laps**
 Best Time **1:29.982** Best Speed **84.017** On **2** Gp **b**

Lap	Elapsed Time	Lap Time	Lap Speed
1	1:37.351	1:37.351	77.657
2	3:07.333	1:29.982	84.017

THE ROYAL HOTEL & BRAESIDE COOKSTOWN 100

SUPERBIKE

Race 13 - Royal Hotel & Braeside Cookstown 100 A

LAP CHART



1

No	Name	G	Elapsed Time	Lap Time
77	Ryan FARQUHAR	a	1:30.190	1:30.190
82	Derek SHEILS	a	1:30.493	1:30.493
3	Michael DUNLOP	a	1:30.670	1:30.670
86	Cameron DONALD	a	1:31.050	1:31.050
7	Guy MARTIN	a	1:31.775	1:31.775
6	William DUNLOP	a	1:32.244	1:32.244
36	Michael PEARSON	a	1:32.767	1:32.767
16	John BURROWS	b	1:34.075	1:34.075
71	Davy MORGAN	b	1:34.773	1:34.773
96	Andy FARRELL	c	1:35.022	1:35.022
64	Stephen McKNIGHT	c	1:35.283	1:35.283
13	Adrian ARCHIBALD	b	1:35.557	1:35.557
99	Andrew COURTNEY	c	1:35.604	1:35.604
101	Brian McCORMACK	b	1:36.613	1:36.613
123	Andrew BRADY	b	1:37.173	1:37.173
128	Wayne HAMILTON	b	1:37.351	1:37.351
31	Shaun ANDERSON	b	1:37.712	1:37.712

2

No	Name	G	Elapsed Time	Lap Time
77	Ryan FARQUHAR	a	2:54.713	1:24.523
3	Michael DUNLOP	a	2:55.299	1:24.629
82	Derek SHEILS	a	2:55.798	1:25.305
86	Cameron DONALD	a	2:56.200	1:25.150
7	Guy MARTIN	a	2:56.508	1:24.733
6	William DUNLOP	a	2:57.873	1:25.629
36	Michael PEARSON	a	2:59.989	1:27.222
16	John BURROWS	b	3:03.072	1:28.997
71	Davy MORGAN	b	3:03.418	1:28.645
13	Adrian ARCHIBALD	b	3:03.760	1:28.203
64	Stephen McKNIGHT	c	3:04.743	1:29.460
99	Andrew COURTNEY	c	3:05.054	1:29.450
96	Andy FARRELL	c	3:05.954	1:30.932
101	Brian McCORMACK	b	3:06.002	1:29.389
31	Shaun ANDERSON	b	3:06.931	1:29.219
128	Wayne HAMILTON	b	3:07.333	1:29.982
123	Andrew BRADY	b	3:08.504	1:31.331

3

No	Name	G	Elapsed Time	Lap Time
77	Ryan FARQUHAR	a	4:19.328	1:24.615
3	Michael DUNLOP	a	4:19.629	1:24.330
82	Derek SHEILS	a	4:20.544	1:24.746
86	Cameron DONALD	a	4:20.735	1:24.535
7	Guy MARTIN	a	4:21.350	1:24.842
6	William DUNLOP	a	4:23.500	1:25.627
36	Michael PEARSON	a	4:28.184	1:28.195
16	John BURROWS	b	4:31.844	1:28.772
13	Adrian ARCHIBALD	b	4:31.994	1:28.234
71	Davy MORGAN	b	4:32.783	1:29.365
99	Andrew COURTNEY	c	4:33.864	1:28.810
96	Andy FARRELL	c	4:35.103	1:29.149
64	Stephen McKNIGHT	c	4:35.483	1:30.740
101	Brian McCORMACK	b	4:35.813	1:29.811
31	Shaun ANDERSON	b	4:35.927	1:28.996
123	Andrew BRADY	b	4:39.094	1:30.590

4


No	Name	G	Elapsed Time	Lap Time
3	Michael DUNLOP	a	5:43.719	1:24.090
77	Ryan FARQUHAR	a	5:44.144	1:24.816
86	Cameron DONALD	a	5:44.980	1:24.245
7	Guy MARTIN	a	5:45.487	1:24.137
82	Derek SHEILS	a	5:45.942	1:25.398
6	William DUNLOP	a	5:50.063	1:26.563
36	Michael PEARSON	a	5:55.700	1:27.516
13	Adrian ARCHIBALD	b	5:58.905	1:26.911
16	John BURROWS	b	6:00.236	1:28.392
71	Davy MORGAN	b	6:01.456	1:28.673
99	Andrew COURTNEY	c	6:02.456	1:28.592
31	Shaun ANDERSON	b	6:03.343	1:27.416
96	Andy FARRELL	c	6:04.237	1:29.134
64	Stephen McKNIGHT	c	6:04.607	1:29.124
101	Brian McCORMACK	b	6:07.107	1:31.294
123	Andrew BRADY	b	6:09.641	1:30.547

5

No	Name	G	Elapsed Time	Lap Time
3	Michael DUNLOP	a	7:07.741	1:24.022
77	Ryan FARQUHAR	a	7:08.239	1:24.095
86	Cameron DONALD	a	7:08.960	1:23.980
7	Guy MARTIN	a	7:09.144	1:23.657
82	Derek SHEILS	a	7:10.450	1:24.508
6	William DUNLOP	a	7:16.096	1:26.033
36	Michael PEARSON	a	7:23.171	1:27.471
13	Adrian ARCHIBALD	b	7:25.220	1:26.315
16	John BURROWS	b	7:28.224	1:27.988
71	Davy MORGAN	b	7:28.554	1:27.098
99	Andrew COURTNEY	c	7:31.093	1:28.637
31	Shaun ANDERSON	b	7:31.703	1:28.360
96	Andy FARRELL	c	7:32.240	1:28.003
64	Stephen McKNIGHT	c	7:33.842	1:29.235
101	Brian McCORMACK	b	7:38.221	1:31.114
123	Andrew BRADY	b	7:39.968	1:30.327

6

No	Name	G	Elapsed Time	Lap Time
3	Michael DUNLOP	a	8:31.650	1:23.909
77	Ryan FARQUHAR	a	8:32.014	1:23.775
86	Cameron DONALD	a	8:32.346	1:23.386
7	Guy MARTIN	a	8:32.780	1:23.636
82	Derek SHEILS	a	8:34.833	1:24.383
6	William DUNLOP	a	8:42.493	1:26.397
36	Michael PEARSON	a	8:51.021	1:27.850
13	Adrian ARCHIBALD	b	8:52.118	1:26.898
71	Davy MORGAN	b	8:56.400	1:27.846
16	John BURROWS	b	8:56.837	1:28.613
31	Shaun ANDERSON	b	8:59.444	1:27.741
99	Andrew COURTNEY	c	8:59.476	1:28.383
96	Andy FARRELL	c	9:00.680	1:28.440
64	Stephen McKNIGHT	c	9:02.553	1:28.711
101	Brian McCORMACK	b	9:08.830	1:30.609
123	Andrew BRADY	b	9:09.762	1:29.794



7

No	Name	G	Elapsed Time	Lap Time
3	Michael DUNLOP	a	9:55.279	1:23.629
77	Ryan FARQUHAR	a	9:55.615	1:23.601
7	Guy MARTIN	a	9:55.919	1:23.139
86	Cameron DONALD	a	9:56.230	1:23.884
82	Derek SHEILS	a	9:59.768	1:24.935
6	William DUNLOP	a	10:08.338	1:25.845
36	Michael PEARSON	a	10:18.329	1:27.308
13	Adrian ARCHIBALD	b	10:19.291	1:27.173
71	Davy MORGAN	b	10:24.323	1:27.923
16	John BURROWS	b	10:24.711	1:27.874
31	Shaun ANDERSON	b	10:27.263	1:27.819
99	Andrew COURTNEY	c	10:28.762	1:29.286
96	Andy FARRELL	c	10:29.142	1:28.462
64	Stephen McKNIGHT	c	10:32.256	1:29.703
101	Brian McCORMACK	b	10:39.180	1:30.350
123	Andrew BRADY	b	10:39.374	1:29.612

8

No	Name	G	Elapsed Time	Lap Time
77	Ryan FARQUHAR	a	11:19.292	1:23.677
3	Michael DUNLOP	a	11:19.443	1:24.164
7	Guy MARTIN	a	11:19.880	1:23.961
86	Cameron DONALD	a	11:20.598	1:24.368
82	Derek SHEILS	a	11:25.343	1:25.575
6	William DUNLOP	a	11:34.693	1:26.355
36	Michael PEARSON	a	11:45.471	1:27.142
13	Adrian ARCHIBALD	b	11:47.538	1:28.247
71	Davy MORGAN	b	11:51.933	1:27.610
16	John BURROWS	b	11:52.391	1:27.680
31	Shaun ANDERSON	b	11:54.894	1:27.631
99	Andrew COURTNEY	c	11:57.202	1:28.440
96	Andy FARRELL	c	11:59.776	1:30.634
64	Stephen McKNIGHT	c	12:01.780	1:29.524
101	Brian McCORMACK	b	12:10.295	1:31.115
123	Andrew BRADY	b	12:11.000	1:31.626

IRISH ROAD RACE SUPERBIKE (subject to confirmation)

2011

					#1	
Pos	No.	Name	Total	Diff	Gap	R1
1	77	Ryan FARQUHAR	25	0	0	25
2	3	Michael DUNLOP	20	5	5	20
3	7	Guy MARTIN	16	9	4	16
4	86	Cameron DONALD	13	12	3	13
5	82	Derek SHEILS	11	14	2	11
6	6	William DUNLOP	10	15	1	10
7	36	Michael PEARSON	9	16	1	9
8	13	Adrian ARCHIBALD	8	17	1	8
9	71	Davy MORGAN	7	18	1	7
10	16	John BURROWS	6	19	1	6
11	31	Shaun ANDERSON	5	20	1	5
12	99	Andrew COURTNEY	4	21	1	4
13	96	Andy FARRELL	3	22	1	3
14	64	Stephen McKNIGHT	2	23	1	2
15	101	Brian McCORMACK	1	24	1	1

Event Legend

#1 29/04/2011 ROYAL HOTEL & BRAESIDE COOKSTOWN 100

ULSTER ROAD RACE SUPERBIKE (subject to confirmation)

2011

					#1	
Pos	No.	Name	Total	Diff	Gap	R1
1	77	Ryan FARQUHAR	25	0	0	25
2	3	Michael DUNLOP	20	5	5	20
3	7	Guy MARTIN	16	9	4	16
4	86	Cameron DONALD	13	12	3	13
5	82	Derek SHEILS	11	14	2	11
6	6	William DUNLOP	10	15	1	10
7	36	Michael PEARSON	9	16	1	9
8	13	Adrian ARCHIBALD	8	17	1	8
9	71	Davy MORGAN	7	18	1	7
10	16	John BURROWS	6	19	1	6
11	31	Shaun ANDERSON	5	20	1	5
12	99	Andrew COURTNEY	4	21	1	4
13	96	Andy FARRELL	3	22	1	3
14	64	Stephen McKNIGHT	2	23	1	2
15	101	Brian McCORMACK	1	24	1	1

Event Legend

#1 29/04/2011 ROYAL HOTEL & BRAESIDE COOKSTOWN 100